



CQB75W8 CMFC(D) SERIES 75 WATT 8:1 INPUT ISOLATED DC-DC CONVERTERS

Features

- Efficiency Up to 90%
- Fixed Switching Frequency
- Regulated Outputs
- Remote On/Off
- Low No Load Power Consumption
- Fully protected (OTP/OCP/OVP/UVLO)
- 3000Vac I/O Isolation
- Operating Case Temperature -40 to +105°C
- UL62368-1 2nd (Reinforce Insulation) Approval for DC Modules
- EN50155 for EMC, Environmental and Characteristic
- Shock & Vibration EN50155 (EN61373) Compliant
- Fire & Smoke EN45545-2 Compliant
- Safety Meets IEC/EN/UL 62368-1
- Build-In EMI Filter
- Chassis Mount, Baseplate Cooled



MODEL NUMBER	INPUT VOLTAGE	OUTPUT VOLTAGE	OUTPUT CURRENT		INPUT CURRENT		% EFF.	CAPACITOR LOAD MAX.
			MIN.	MAX.	NO LOAD	FULL LOAD		
CQB75W8-36S12□-CMFC CQB75W8-36S12□-CMFD	9.5-75 VDC	12 VDC	0 mA	6.25 A	10 mA	2315mA	90	14000μF
CQB75W8-36S15□-CMFC CQB75W8-36S15□-CMFD	9.5-75 VDC	15 VDC	0 mA	5 A	10 mA	2315mA	90	10000μF
CQB75W8-36S24□-CMFC CQB75W8-36S24□-CMFD	9.5-75 VDC	24 VDC	0 mA	3.12 A	12 mA	2311mA	90	3900μF
CQB75W8-36S28□-CMFC CQB75W8-36S28□-CMFD	9.5-75 VDC	28 VDC	0 mA	2.67 A	12 mA	2307mA	90	3200μF
CQB75W8-36S48□-CMFC CQB75W8-36S48□-CMFD	9.5-75 VDC	48 VDC	0 mA	1.56 A	12 mA	2311mA	90	1100μF

NOTE:

1. Nominal Input Voltage 36 VDC.
2. □ = N or none
3. VR1 is Used for Output Voltage Adjustment.
4. Refer to Application Note for Thermal Resistance and Derating Information.
5. TVS is Included for Input Surge Voltage Protection.
6. Recommend an External Fuse for Input Reverse Polarity Protection (shunt diode is included inside).
7. Output connector CN3 wafer with TAIWAN KING PIN TERMINAL P110I series and mate with JST housing PH series or equivalent.
8. CN1 & CN2 connection: DINKLE EK500V-04P series or equivalent, suitable electric wire: 24~12AWG (IEC 0.5~2.5mm²).

PART NUMBER

Series	Nominal Input Voltage	Number of Outputs	Nominal Output Voltage	Remote On/Off Logic	Chassis Mount Type		
CQB75W8-	II	O	XX	L	-YYY Z		
CQB75W8	36: 36 VDC	S: Single	12: 12VDC 15: 15VDC 24: 24VDC 28: 28VDC 48: 48VDC	None: Positive N: Negative	CMF: Chassis Mount Built in Filter	C: Open Frame D: With Cover	

Part Number Example:

CQB75W8-36S12N-CMFC: Chassis Mount, 75W, 8:1 9.5-75Vdc Input, Single 12Vdc Output, Negative Logic, Open Frame



CQB75W8 CMFC(D) Series

TECHNICAL SPECIFICATIONS

(All specifications are typical at nominal input, full load at 25°C unless otherwise noted.)

ABSOLUTE MAXIMUM RATINGS

PARAMETER	NOTES and CONDITIONS	Device	Min.	Typ.	Max.	Units
Input Voltage	Continuous	All	-0.3		75	V _{dc}
Input Surge Voltage	100ms max.	All			100	V _{dc}
Operating Case Temperature	At the Center Part of Base Plate	All	-40		105	°C
Storage Temperature		All	-40		105	°C

INPUT CHARACTERISTICS

PARAMETER	NOTES and CONDITIONS	Device	Min.	Typ.	Max.	Units
Operating Input Voltage		All	9.5	36	75	V _{dc}
Input Under Voltage Lockout						
Turn-On Voltage Threshold	Full Load	All	8.4	8.8	9.3	V _{dc}
Turn-Off Voltage Threshold	Full Load	All	7.5	7.9	8.4	V _{dc}
Lockout Hysteresis Voltage	Full Load	All		0.9		V _{dc}
Maximum Input Current	V _{in} =9.5V, Full Load	All		7.5		A
No-Load Input Current	V _{in} =36V, I _o =0A		See Model Number Table			mA

OUTPUT CHARACTERISTICS

PARAMETER	NOTES and CONDITIONS	Device	Min.	Typ.	Max.	Units
Voltage Set Point Accuracy	V _{in} =36V, Full Load, T _c =25°C	All	-1.0		+1.0	%
Output Voltage Regulation						
Load Regulation	Full Load to No Load	All			±0.2	%
Line Regulation	V _{in} =High Line to Low Line, Full Load	All			±0.2	%
Temperature Coefficient	T _c =-40°C to 105°C	All			±0.02	%/°C
Output Voltage Ripple and Noise (5Hz to 20MHz bandwidth)						
Peak-to-Peak	Full load, 1uF ceramic capacitor	12Vo			150	mV
		15Vo			150	
		24Vo			240	
		28Vo			240	
		48Vo			480	
RMS.	Full load, 1uF ceramic capacitor	12Vo			80	mV
		15Vo			80	
		24Vo			120	
		28Vo			120	
		48Vo			220	
Output Current Range	V _{in} = 9.5 to 75V		See Model Number Table			A
Over Current Protection	Hiccup Mode. Auto Recovery.	All	110	150	210	%
Short Circuit Protection		All	Continuous, Auto Recovery.			
External Load Capacitance	Full load (resistive)		See Model Number Table			uF
Output Voltage Trim Range	P _o ≤ max rated power, I _o ≤ I _{o,max}	All	-20		+15	%
Output Voltage Remote Sense Range	P _o ≤ max rated power, I _o ≤ I _{o,max} % of nominal Vo	All			+15	%
Over Voltage Protection	Limited Voltage, % of Nominal Vo	All	117	125	140	%

EFFICIENCY

PARAMETER	NOTES and CONDITIONS	Device	Min.	Typ.	Max.	Units
100% Load	V _{in} =36V		See Model Number Table			%



CQB75W8 CMFC(D) Series

DYNAMIC CHARACTERISTICS

PARAMETER	NOTES and CONDITIONS	Device	Min.	Typ.	Max.	Units
Output Voltage Current Transient						
Error Band	75% to 100% of I_{o_max} step load change $d_i/d_o=0.1A/us$ (within 1% V_{out} nominal)	All			±5	%
Recovery Time		All			250	us
Turn-On Delay and Rise Time						
Full load (Constant resistive load)						
Turn-On Delay Time, From On/Off Control	$V_{on/off}$ to 10% V_{o_set} , Remote On	All		20		ms
Turn-On Delay Time, From Input	V_{in_min} to 10% V_{o_set} , Power Up	All		20		ms
Output Voltage Rise Time	10% V_{o_set} to 90% V_{o_set}	All		10		ms

ISOLATION CHARACTERISTICS

PARAMETER	NOTES and CONDITIONS	Device	Min.	Typ.	Max.	Units
Isolation Voltage (100% factory Hi-Pot tested @2sec.)	1 minute; Input to Output,	All			3000 4200	V_{ac} V_{dc}
	1 minute; Input to Case (Base Plate),	All			2100 3000	V_{ac} V_{dc}
	1 minute; Output to Case (Base Plate)	All			1500 2100	V_{ac} V_{dc}
Isolation Resistance	Input to Output	All	100			MΩ
Isolation Capacitance	Input to Output	All		15000		pF
	Input to Case (Base Plate)	All		16000		
	Output to Case (Base Plate)	All		23000		

FEATURE CHARACTERISTICS

PARAMETER	NOTES and CONDITIONS	Device	Min.	Typ.	Max.	Units
Switching Frequency	Pulse wide modulation (PWM), Fixed	All	180	200	220	KHz
On/Off Control, Positive Remote On/Off logic, Refer to $-V_{in}$ pin.						
Logic Low (Module Off)	$V_{on/off}$ at $I_{on/off}=1.0mA$	All	0		1.0	V
Logic High (Module On)	$V_{on/off}$ at $I_{on/off}=0.0uA$, Pin open=On	All	4.0		75	V
On/Off Control, Negative Remote On/Off logic, Refer to $-V_{in}$ pin						
Logic High (Module Off)	$V_{on/off}$ at $I_{on/off}=0.0uA$, Pin open=Off	All	4.0		75	V
Logic Low (Module On)	$V_{on/off}$ at $I_{on/off}=1.0mA$	All	0		1.0	V
On/Off Current (for both remote on/off logic)	$I_{on/off}$ at $V_{on/off}=0V$	All		0.3	1	mA
Leakage Current (for both remote on/off logic)	Logic High, $V_{on/off}=15V$	All			30	uA
Off Converter Input Current	Shutdown input idle current	All		5	10	mA
Over Temperature Shutdown	Temperature at the Center Part of Base Plate, Non-Latching	All		110		°C
Over Temperature Recovery		All		100		°C

GENERAL SPECIFICATIONS

PARAMETER	NOTES and CONDITIONS	Device	Min.	Typ.	Max.	Units
MTBF	$I_o=100%$ of I_{o_max} ; MIL-HDBK - 217F_Notice 1, GB, 25°C	36S12		526		K hours
		36S15		585		
		36S24		577		
		36S28		568		
		36S48		594		
Weight		-CMFC -CMFD		215 300		grams
Base plate Material	Aluminum					
Potting Material	UL 94V-0 (DC Module)					



CQB75W8 CMFC(D) Series

GENERAL SPECIFICATIONS

Shock/Vibration	EN50155 (EN61373) Compliant		
Humidity	95% RH max. Non Condensing		
Altitude	5000m Operating Altitude, 12000m Transport Altitude		
Thermal Shock	MIL-STD-810F		
Fire & Smoke	EN45545-2 Compliant		
EMI	EN55032 & EN50155 Compliant		Class A
ESD	EN61000-4-2	Level 3: Air $\pm 8kV$, Contact $\pm 6kV$	Perf. Criteria A
Radiated immunity	EN61000-4-3	Level 3: 80~1000MHz, 20V/m	Perf. Criteria A
Fast Transient	EN61000-4-4	Level 3: On power input port, $\pm 2kV$	Perf. Criteria A
Surge	EN61000-4-5	Level 4: Line to earth, $\pm 4kV$, Line to line, $\pm 2kV$	Perf. Criteria A
Conducted immunity	EN61000-4-6	Level 3: 0.15~80MHz, 10V	Perf. Criteria A
Interruptions of Voltage Supply	EN50155	Class S3: 20ms interruptions	Perf. Criteria A
Supply Change Over	EN50155	Class C2: During a supply break of 30 ms	Perf. Criteria A
Application Note Link	CQB75W8-36S CMFC(D) Series App Notes		
Packaging Information Link	Packaging Information		

Immunity to Environmental Conditions.

Phenomenon	EN50155; 2017 Reference Clause(s)	Reference Standard	Test Conditions	Result
Low Temperature Start-up test	13.4.4	EN 60068-2-1	Class OT6 Temperature: $-40^{\circ}C$ Duration: 2 hrs	Pass
Dry Heat Test	13.4.5	EN 60068-2-2	Class OT6 & ST2 Temperature: $85^{\circ}C$ Duration: 6 hrs Extended temperature: $100^{\circ}C$ Extended Duration: 10min	Pass
Low Temperature Storage Test	13.4.6	EN 60068-2-1	Temperature: $-40^{\circ}C$ Duration: 16 hrs	Pass
Cyclic Damp Heat Test	13.4.7	EN 60068-2-30	Temperature: $25^{\circ}C - 55^{\circ}C$ Humidity: 90% RH Duration: 48 hrs	Pass
Random Vibration Test	13.4.11	EN 61373	Temperature: $25^{\circ}C \pm 10^{\circ}C$ Humidity: 50% $\pm 25\%$ RH Frequency range: 5 ~ 150 Hz Vertical: $1.01 m/s^2$ Transverse: $0.450 m/s^2$ Longitudinal: $0.700 m/s^2$ Duration: 10 min / axis	Pass
Simulated Long Life Test at Increased Random Vibration Levels	13.4.11	EN 61373	Temperature: $25^{\circ}C \pm 10^{\circ}C$ Humidity: 50% $\pm 25\%$ RH Frequency range: 5 ~ 150 Hz Vertical: $5.72 m/s^2$ Transverse: $2.55 m/s^2$ Longitudinal: $3.96 m/s^2$ Duration: 5 hrs / axis	Pass
Shock Test	13.4.11	EN 61373	Temperature: $25^{\circ}C \pm 10^{\circ}C$ Humidity: 50% $\pm 25\%$ RH Frequency range: 5 ~ 150 Hz \pm -Vertical: $30 m/s^2$ \pm -Transverse: $30 m/s^2$ \pm -Longitudinal: $50 m/s^2$ Duration: 30ms x18 (Each axis 3 shocks)	Pass



CQB75W8 CMFC(D) Series

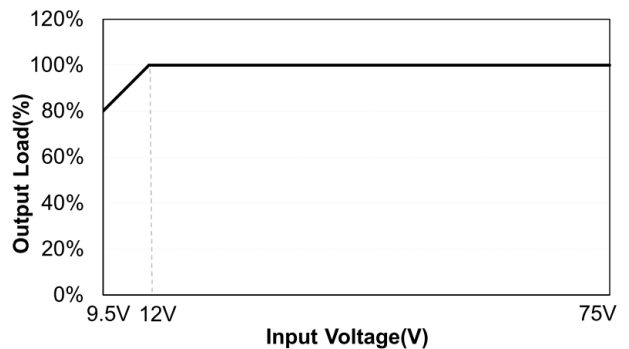
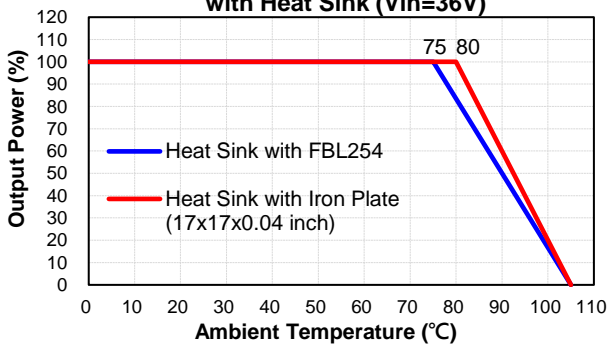
EN45545-2 Fire & Smoke Test Conditions.

Item		Standard	Hazard Level
R22	Oxygen Index Test	EN 45545-2: 2013 EN ISO 4589-2: 2006	HL1, HL2, HL3
	Smoke Density Test	EN 45545-2: 2013 EN ISO 5659-2: 2013	HL1, HL2
	Smoke Toxicity Test	EN 45545-2: 2013 NF X70-100: 2006	HL1, HL2, HL3
R23	Oxygen Index Test	EN 45545-2: 2013 EN ISO 4589-2: 2006	HL1, HL2, HL3
	Smoke Density Test	EN 45545-2: 2013 EN ISO 5659-2: 2013	HL1, HL2, HL3
	Smoke Toxicity Test	EN 45545-2: 2013 NF X70-100: 2006	HL1, HL2, HL3
R24	Oxygen Index Test	EN45545-2: 2013 EN ISO 4589-2	HL1, HL2, HL3
R25	Glow - Wire Test	EN 45545-2:2013 EN 60695-2-11:2001	HL1, HL2, HL3
R26	Vertical Flame Test	EN 45545-2: 2013 EN 60695-11-10: 2013	HL1, HL2, HL3

CHARACTERISTIC CURVE

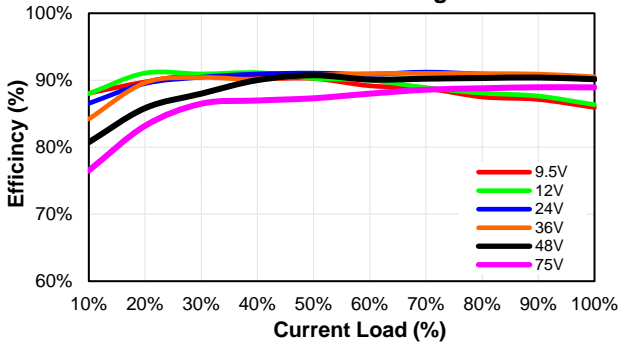
Power Derating Curve

CQB75W8-36SXX-CMFC(D) Derating Curve with Heat Sink (Vin=36V)

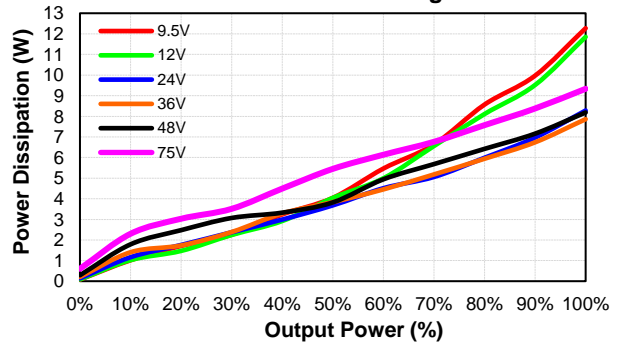


Performance Data

CQB75W8-36S12-CMFC Eff Vs Io @25 Deg. C



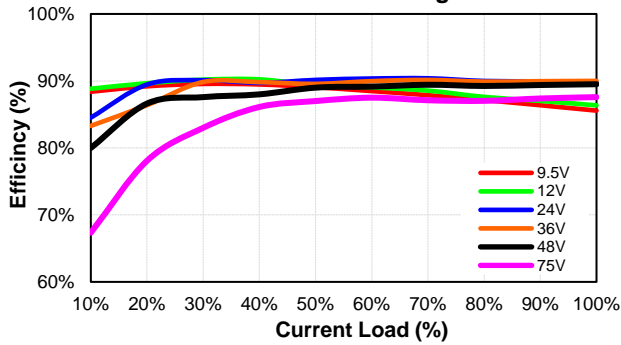
CQB75W8-36S12-CMFC Pd Vs Po @25 Deg. C



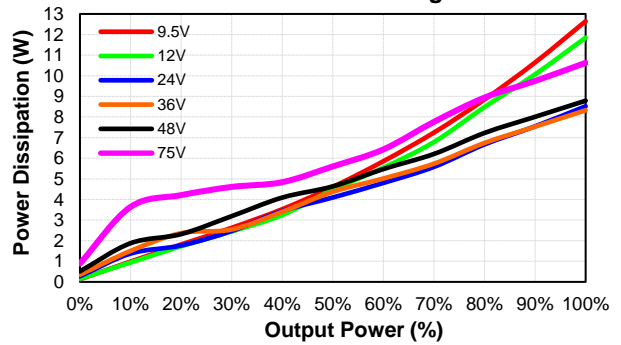


CQB75W8 CMFC(D) Series

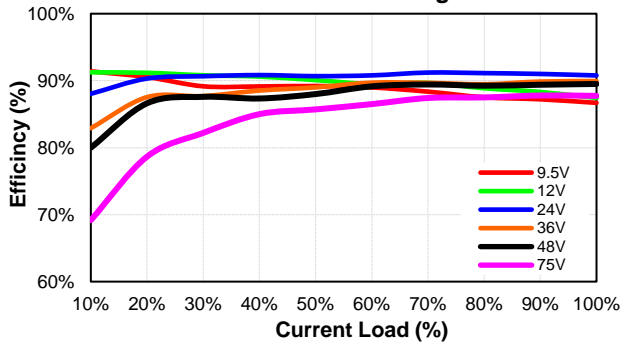
CQB75W8-36S15-CMFC
Eff Vs Io @25 Deg. C



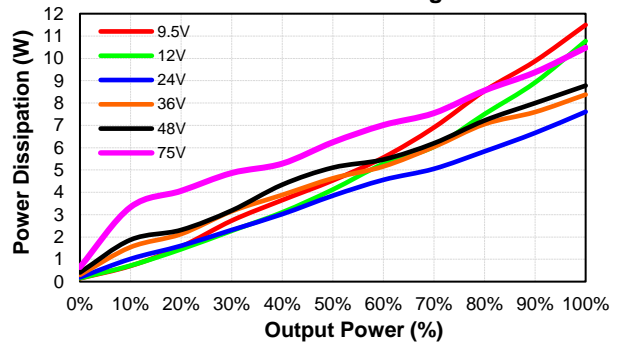
CQB75W8-36S15-CMFC
Pd Vs Po @25 Deg. C



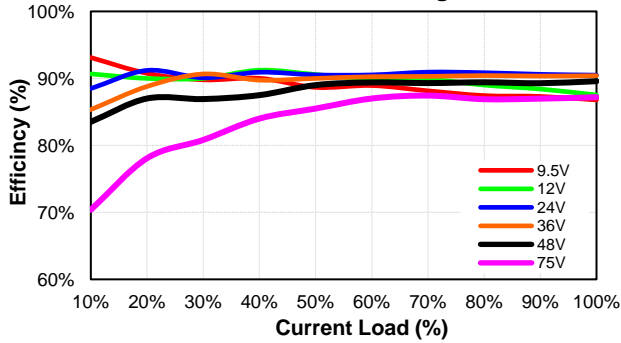
CQB75W8-36S24-CMFC
Eff Vs Io @25 Deg. C



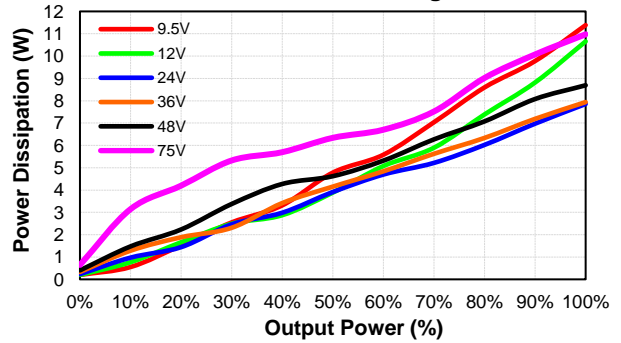
CQB75W8-36S24-CMFC
Pd Vs Po @25 Deg. C



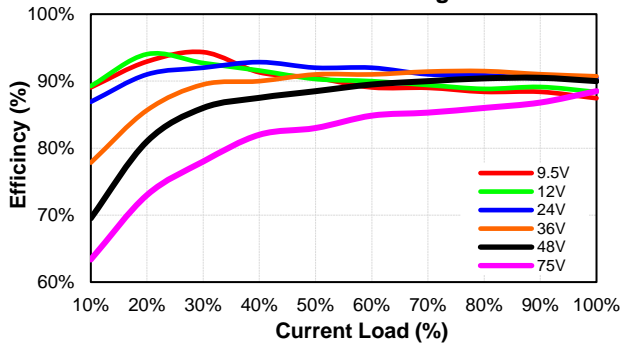
CQB75W8-36S28-CMFC
Eff Vs Io @25 Deg. C



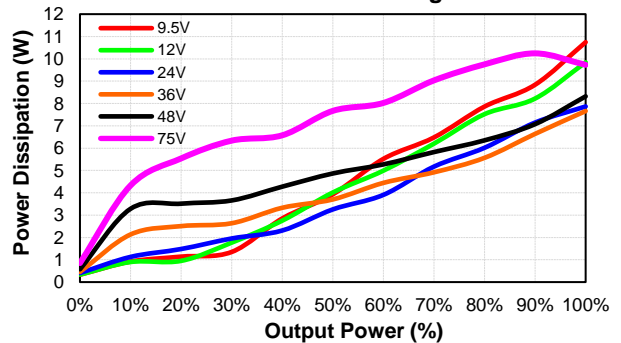
CQB75W8-36S28-CMFC
Pd Vs Po @25 Deg. C



CQB75W8-36S48-CMFC
Eff Vs Io @25 Deg. C



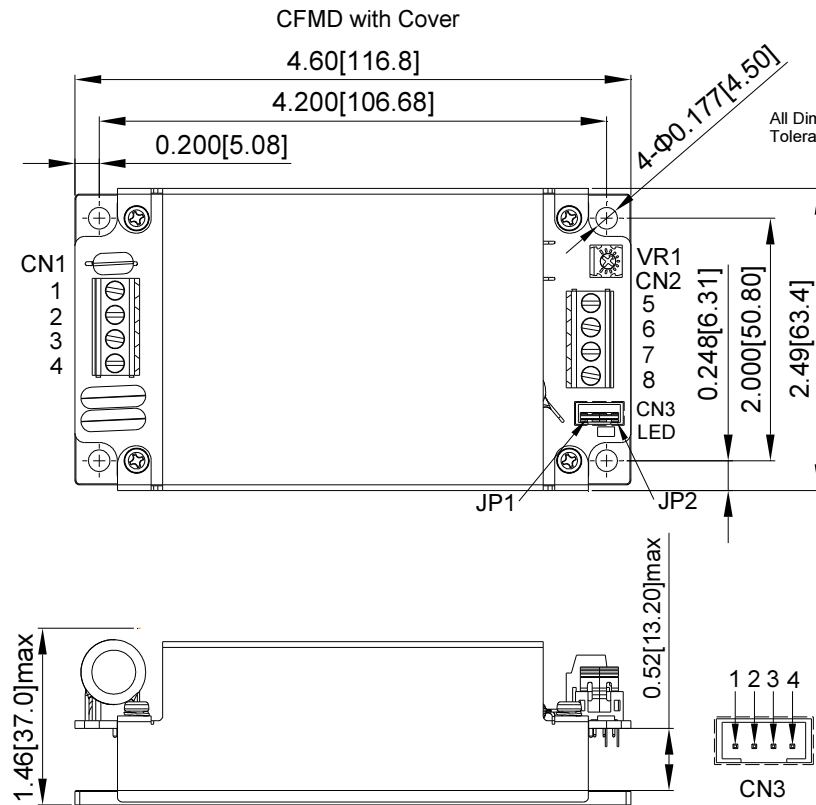
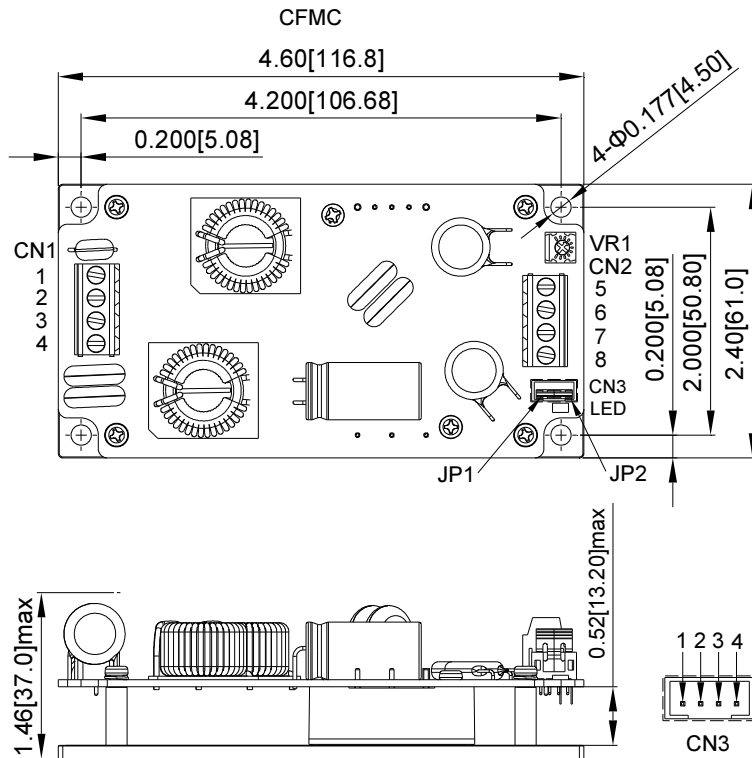
CQB75W8-36S48-CMFC
Pd Vs Po @25 Deg. C





CQB75W8 CMFC(D) Series

MECHANICAL SPECIFICATION



All Dimensions in Inches[mm]
 Tolerance Inches:x.xx±0.02 , x.xxx±0.010
 Millimeters:x.x±0.5 , x.xx±0.25

CN1&CN2 PIN CONNECTION

Pin	Function
1	+V Input
2	-V Input
3	Remote
4	Case
5	+V Output
6	+V Output
7	-V Output
8	-V Output

CN3 PIN CONNECTION

Pin	Function
1	-V Output
2	-Sense
3	+Sense
4	+V Output

*JP1:Short PIN1 & PIN2
 *JP2:Short PIN3 & PIN4

CINCON Electronics Co. Ltd.
 Add: 14F, No. 306, Sec.4, Hsin Yi Rd., Taipei, Taiwan
 Tel: 886-2-27086210
 Fax: 886-2-27029852
 E-mail: sales@cincon.com.tw
 Web: www.cincon.com.tw

X-ON Electronics

Largest Supplier of Electrical and Electronic Components

Click to view similar products for [Isolated DC/DC Converters](#) category:

Click to view products by [Cincon](#) manufacturer:

Other Similar products are found below :

[ESM6D044440C05AAQ](#) [FMD15.24G](#) [PSL486-7LR](#) [Q48T30020-NBB0](#) [JAHW100Y1](#) [SPB05C-12](#) [SQ24S15033-PS0S](#) [18952](#) [19-130041](#)
[CE-1003](#) [CE-1004](#) [GQ2541-7R](#) [RDS180245](#) [MAU228](#) [J80-0041NL](#) [DFC15U48D15](#) [XGS-0512](#) [XGS-1205](#) [XGS-1212](#) [XGS-2412](#) [XGS-2415](#) [XKS-1215](#) [06322](#) [NCT1000N040R050B](#) [SPB05B-15](#) [SPB05C-15](#) [L-DA20](#) [DCG40-5G](#) [QME48T40033-PGB0](#) [XKS-2415](#) [XKS-2412](#)
[XKS-1212](#) [XKS-1205](#) [XKS-0515](#) [XKS-0505](#) [XGS-2405](#) [XGS-1215](#) [XGS-0515](#) [PS9Z-6RM4](#) [73-551-5038I](#) [AK1601-9RT](#) [VI-N61-CM](#) [VI-R5022-EXWW](#) [PSC128-7iR](#) [RPS8-350ATX-XE](#) [DAS1004812](#) [PQA30-D24-S24-DH](#) [VI-M5F-CQ](#) [VI-LN2-EW](#) [VI-PJW01-CZY](#)