




EC4BE SERIES

10 WATT 2:1 INPUT RANGE DC-DC CONVERTERS



FEATURES

- * 10W Isolated Output
- * 2"x1" Six-Sided Shield Metal Case
- * Efficiency to 82%
- * 2:1 Input Range
- * Pi Input Filter
- * Continuous Short Circuit Protection
- * Meets EN55022 Class A Conducted
- * UL60950-1 Approval



MODEL NUMBER	INPUT VOLTAGE	OUTPUT VOLTAGE	OUTPUT CURRENT		INPUT CURRENT		% EFF.	CAPACITOR LOAD MAX.
			MIN.	MAX.	NO LOAD	FULL LOAD		
EC4BE01	9-18 VDC	5 VDC	100 mA	2000 mA	30 mA	1100 mA	76	2000uF
EC4BE02	9-18 VDC	12 VDC	45 mA	830 mA	30 mA	1065 mA	78	830uF
EC4BE03	9-18 VDC	15 VDC	35 mA	666 mA	30 mA	1065 mA	78	666uF
EC4BE04	9-18 VDC	±12 VDC	±25 mA	±415 mA	40 mA	1065 mA	78	415uF
EC4BE05	9-18 VDC	±15 VDC	±20 mA	±333 mA	40 mA	1065 mA	78	333uF
EC4BE06	9-18 VDC	±5 VDC	±50 mA	±1000 mA	40 mA	1065 mA	78	1000uF
EC4BE11	18-36 VDC	5 VDC	100 mA	2000 mA	20 mA	535 mA	78	2000uF
EC4BE12	18-36 VDC	12 VDC	45 mA	830 mA	20 mA	520 mA	80	830uF
EC4BE13	18-36 VDC	15 VDC	35 mA	666 mA	20 mA	520 mA	80	666uF
EC4BE14	18-36 VDC	±12 VDC	±25 mA	±415 mA	20 mA	520 mA	80	415uF
EC4BE15	18-36 VDC	±15 VDC	±20 mA	±333 mA	20 mA	520 mA	80	333uF
EC4BE16	18-36 VDC	±5 VDC	±50 mA	±1000 mA	20 mA	520 mA	80	1000uF
EC4BE21	36-72 VDC	5 VDC	100 mA	2000 mA	10 mA	260 mA	80	2000uF
EC4BE22	36-72 VDC	12 VDC	45 mA	830 mA	10 mA	254 mA	82	830uF
EC4BE23	36-72 VDC	15 VDC	35 mA	666 mA	10 mA	254 mA	82	666uF
EC4BE24	36-72 VDC	±12 VDC	±25 mA	±415 mA	10 mA	254 mA	82	415uF
EC4BE25	36-72 VDC	±15 VDC	±20 mA	±333 mA	10 mA	254 mA	82	333uF
EC4BE26	36-72 VDC	±5 VDC	±50 mA	±1000 mA	10 mA	254 mA	82	1000uF

NOTE: 1. Nominal Input Voltage 12, 24 or 48VDC

SPECIFICATIONS

All Specifications Typical At Nominal Line, Full Load, and 25°C Unless Otherwise Noted

INPUT SPECIFICATIONS:

Input Voltage Range	12V	9-18V
	24V	18-36V
	48V	36-72V
Input Surge Voltage (100ms max.)	12V	25Vdc max.
	24V	50Vdc max.
	48V	100Vdc max.
Input Filter		Pi Type

OUTPUT SPECIFICATIONS:

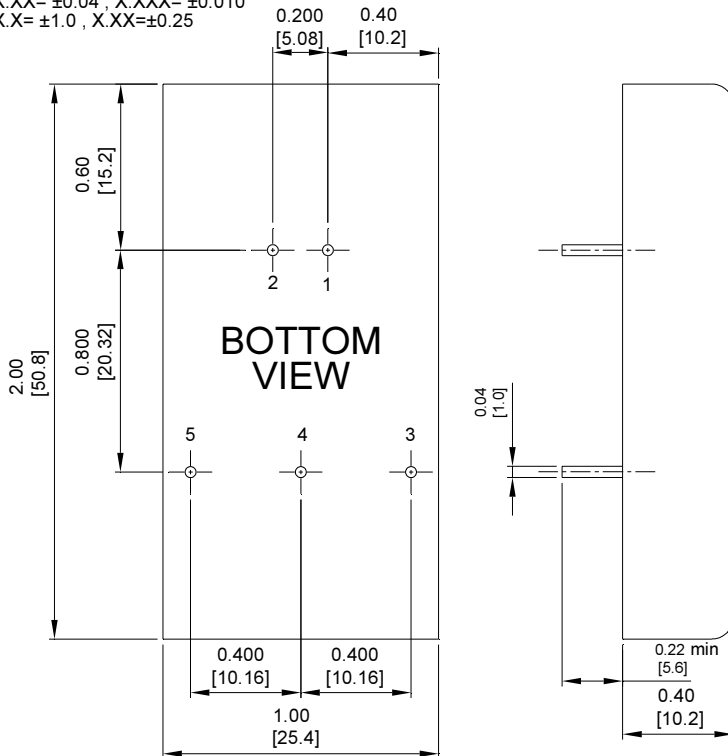
Voltage Accuracy	±1.0% max.
Voltage Balance (Dual)	±1.0% max.
Transient Response	
Single 25% Step Load Change	<500us
Dual FL-1/2L±1% Error Band	<500us
Ripple and Noise, 20MHz BW	100mV pk-pk max.
Temperature Coefficient	±0.02%/°C
Short Circuit Protection	Continuous
Line Regulation (note1)	±0.2% max.
Load Regulation (note2)	±1.0% max.
Start up time	12Vin, 24Vin 60ms typ.
	48Vin 28ms typ.

NOTE:

1. Measured from high line to low line.
2. Measured from full load to 1/4 load.
3. A Minimum load on the output is necessary to maintain regulation.
4. Maximum case temperature under any operating condition should not be exceeded 100°C.

Case B Dimensions:

NOTE: Pin Size is 0.04±0.004 Inch (1.0±0.1 mm)DIA
 All Dimensions In Inches (mm)
 Tolerances Inches: X.XX= ±0.04, X.XXX= ±0.010
 Millimeters: X.X= ±1.0, X.XX=±0.25



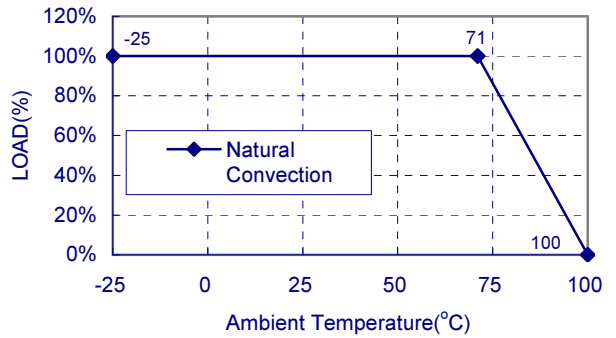
PIN CONNECTION	
Pin	Function
1	+Input
2	-Input
3	+Output
4	Common/NP
5	-Output

*NP-NO PIN ON SINGLE OUTPUT

GENERAL SPECIFICATIONS:

Efficiency	See Table
Isolation Voltage	500 VDC min
Isolation Resistance	10 ⁹ ohm min.
Isolation Capacitance	2500pF typ.
Switching Frequency	200KHz min.
Operating Ambient Temperature Range	-25°C to +71°C
De-rating, Above 71°C	Linearly to Zero power at 100°C
Case Temperature (note4)	100°C max.
Cooling	Natural Convection
Storage Temperature Range	-40°C to +100°C
Humidity	95% RH max. Non condensing
MTBF	MIL-STD-217F, GB, 25°C, Full Load 1400Khrs typ.
EMI/RFI	Six sided Continuous Shield
Dimensions	2.00x1.00x0.40 inches (50.8x25.4x10.2 mm)
Case Material	Black Coated Copper with Non-Conductive Base
Weight	33g

Typical Derating curve for Natural Convection



X-ON Electronics

Largest Supplier of Electrical and Electronic Components

Click to view similar products for [Isolated DC/DC Converters](#) category:

Click to view products by [Cincon](#) manufacturer:

Other Similar products are found below :

[ESM6D044440C05AAQ](#) [FMD15.24G](#) [PSL486-7LR](#) [Q48T30020-NBB0](#) [JAHW100Y1](#) [SPB05C-12](#) [SQ24S15033-PS0S](#) [18952](#) [19-130041](#)
[CE-1003](#) [CE-1004](#) [GQ2541-7R](#) [RDS180245](#) [MAU228](#) [J80-0041NL](#) [DFC15U48D15](#) [XGS-0512](#) [XGS-1205](#) [XGS-1212](#) [XGS-2412](#) [XGS-2415](#) [XKS-1215](#) [06322](#) [NCT1000N040R050B](#) [SPB05B-15](#) [SPB05C-15](#) [L-DA20](#) [DCG40-5G](#) [QME48T40033-PGB0](#) [XKS-2415](#) [XKS-2412](#)
[XKS-1212](#) [XKS-1205](#) [XKS-0515](#) [XKS-0505](#) [XGS-2405](#) [XGS-1215](#) [XGS-0515](#) [PS9Z-6RM4](#) [73-551-5038I](#) [AK1601-9RT](#) [VI-N61-CM](#) [VI-R5022-EXWW](#) [PSC128-7iR](#) [RPS8-350ATX-XE](#) [DAS1004812](#) [PQA30-D24-S24-DH](#) [VI-M5F-CQ](#) [VI-LN2-EW](#) [VI-PJW01-CZY](#)