



# ECLB75W SERIES 75 WATT 4:1 INPUT DC-DC CONVERTERS



## FEATURES

- \* 75W Isolated Output
- \* Efficiency to 92.5%
- \* Low No Load Power Consumption
- \* 2.05"x1.2x0.4" Six-Sided Shield Metal Case
- \* Standard 2"x1" Pin Out Compatible
- \* 4:1 Input Range
- \* Regulated Outputs
- \* Fixed Switching Frequency
- \* Input Under Voltage Protection
- \* Over Current Protection
- \* Remote On/Off
- \* Continuous Short Circuit Protection
- \* No Tantalum Capacitor Inside
- \* Safety Meets IEC/EN/UL62368-1
- \* Full Load Operation Up to 54°C with Heat-Sink  
LBT127 (M-C655) Natural Convection



MODEL NUMBER	INPUT VOLTAGE	OUTPUT VOLTAGE	OUTPUT CURRENT		INPUT CURRENT		% EFF.		CAPACITOR LOAD MAX.
			MIN.	MAX.	NO LOAD	FULL LOAD	(3)	(2)	
ECLB75W-24S05	9-36 VDC	5 VDC	0 mA	15000 mA	10 mA	3415 mA	92	91.5	15000 $\mu$ F
ECLB75W-24S12	9-36 VDC	12 VDC	0 mA	6250 mA	10 mA	3415 mA	92	91	6250 $\mu$ F
ECLB75W-24S15	9-36 VDC	15 VDC	0 mA	5000 mA	10 mA	3434 mA	92	90.5	5000 $\mu$ F
ECLB75W-24D12	9-36 VDC	$\pm$ 12 VDC	0 mA	$\pm$ 3120 mA	12 mA	3448 mA	91	90.5	3200 $\mu$ F
ECLB75W-24D15	9-36 VDC	$\pm$ 15 VDC	0 mA	$\pm$ 2500 mA	12 mA	3453 mA	91	91	2500 $\mu$ F
ECLB75W-24D24	9-36 VDC	$\pm$ 24 VDC	0 mA	$\pm$ 1560 mA	18 mA	3448 mA	91	90.5	1560 $\mu$ F
ECLB75W-48S05	18-75 VDC	5 VDC	0 mA	15000 mA	8 mA	1708 mA	92	91.5	15000 $\mu$ F
ECLB75W-48S12	18-75 VDC	12 VDC	0 mA	6250 mA	8 mA	1708 mA	92	91	6250 $\mu$ F
ECLB75W-48S15	18-75 VDC	15 VDC	0 mA	5000 mA	8 mA	1717 mA	92.5	91	5000 $\mu$ F
ECLB75W-48D12	18-75 VDC	$\pm$ 12 VDC	0 mA	$\pm$ 3120 mA	8 mA	1724 mA	91.5	90.5	3200 $\mu$ F
ECLB75W-48D15	18-75 VDC	$\pm$ 15 VDC	0 mA	$\pm$ 2500 mA	8 mA	1717 mA	91.5	91	2500 $\mu$ F
ECLB75W-48D24	18-75 VDC	$\pm$ 24 VDC	0 mA	$\pm$ 1560 mA	8 mA	1715 mA	92	91.5	1560 $\mu$ F

### NOTE:

1. Nominal Input Voltage 24 or 48 VDC
2. Measured at Nominal Input Voltage
3. Measured at 12VDC for 24Vin, 24VDC for 48Vin
4. An External input Capacitor 100 $\mu$ F for 48Vin Models and 220 $\mu$ F for 24Vin Models are Recommended to Reduce Input ripple Voltage.

# SPECIFICATIONS

All Specifications Typical At Nominal Line, Full Load, and 25°C Unless Otherwise Noted

## INPUT SPECIFICATIONS:

Input Voltage Range	24VDC	9 – 36VDC
	48VDC	18 – 75VDC
Input Surge Voltage (100ms max.)	24VDC	50VDC max.
	48VDC	100VDC max.
Under Voltage Lockout	24Vin Power Up	8.5VDC typ.
	24Vin Power Down	7.8VDC typ.
	48Vin Power Up	16VDC typ.
	48Vin Power Down	15VDC typ.
Input Filter (note6)		PI Type
Remote On/Off Control (note3&4)		

## OUTPUT SPECIFICATIONS:

Voltage Accuracy	±1.0% max.
Voltage Balance (Dual)	±1.0% max.
Transient Response: 75%~100% Step Load Change	
Error Band	±5% Vout Nominal, Recovery Time <250us
Ripple & Noise, 20MHz BW (Measured with 1uF MLCC)	
Vo=5V	100mV pk-pk max.
Vo=12V&15V&±12V&±15V	150mV pk-pk max
Vo=±24V	240mV pk-pk max
Temperature Coefficient	±0.02%/°C max.
Line Regulation (note1)	Single/Dual ±0.2% max.
Load Regulation (note2)	Single/Dual ±0.5% max.
Cross Regulation (Dual Output) Load Cross Variation 10%/100% ...	±5% max.
Over Voltage Protection	Zener or TVS Clamp
Current Limit	110% - 160% Nominal Output
Output Short Circuit Protection	Continuous (Hiccup Mode)
External Trim Adj. Range	+10%, -20%
Start Up Time	30ms typ.

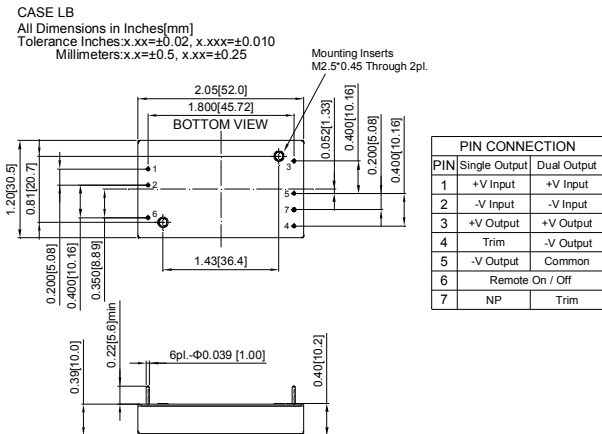
## GENERAL SPECIFICATIONS:

Efficiency	See Table
Isolation Voltage	Input/Output 2250VDC min.
	Input/Case, Output/Case 1600VDC min.
Isolation Resistance	10 <sup>9</sup> ohm min.
Isolation Capacitance	Input/Output 1500pF typ.
	Input/Case, Output/Case 1000pF typ.
Switching Frequency	Single 270KHz typ, Dual 330KHz typ.
EMI/RFI	Six-Sided Continuous Shield
Operating Ambient Temperature Range	-40°C to +85°C
De-rating, Above 22°C (note5)	Linearly to Zero Power at +105°C
Case Temperature (note5)	105°C max.
Cooling	Natural Convection
Storage Temperature Range	-55°C to +125°C
Thermal Shutdown, Case Temp.	110°C typ.
Humidity	95% RH max. Non-Condensing
MTBF ... MIL-HDBK-217F, GB, 25°C, Full Load	
	Vo=5V 904Khrs typ., Vo=12V 840Khrs typ., Vo=15V 995Khrs typ.
	Vo=±12V 792Khrs typ., Vo=±15V 998Khrs typ., Vo=±24V 691Khrs typ.
Shock/Vibration	Meet MIL-STD-810F
Dimensions	2.05x1.20x0.40 inches (52.0x30.5x10.2 mm)
Case Material	Aluminum with Non-Conductive Base
Weight	39g

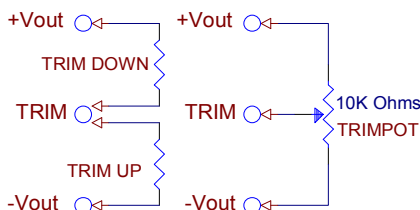
## NOTE :

1. Measured from high line to low line.
2. Measured from full load to min. load.
3. Logic compatibility ... CMOS or open collector TTL, refer to -Vin.  
Module on >3.5VDC to 75VDC or open circuit  
Module off 0 to < 1.2VDC
4. Suffix "N" to the model number with negative logic remote on/off  
Module on 0 to < 1.2 VDC  
Module off >3.5VDC to 75VDC or open circuit
5. Maximum case temperature under any operating condition should not be exceeded 105°C.
6. An external input capacitor 100uF for 48Vin models and 220uF for 24Vin models are recommended to reduce input ripple voltage.

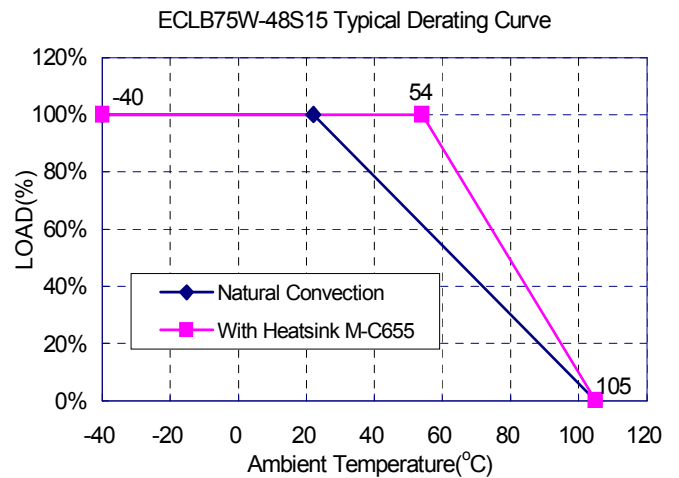
## SIZE LB Dimensions:



## External Output Trimming



## Derating Curve



## X-ON Electronics

Largest Supplier of Electrical and Electronic Components

*Click to view similar products for [Isolated DC/DC Converters](#) category:*

*Click to view products by [Cincon](#) manufacturer:*

Other Similar products are found below :

[ESM6D044440C05AAQ](#) [FMD15.24G](#) [PSL486-7LR](#) [Q48T30020-NBB0](#) [18362](#) [JAHW100Y1](#) [SPB05C-12](#) [SQ24S15033-PS0S](#) [19-130041](#)  
[CE-1003](#) [GQ2541-7R](#) [RDS180245](#) [MAU228](#) [J80-0041NL](#) [DFC15U48D15](#) [XGS-0512](#) [XGS-1205](#) [XGS-1212](#) [XGS-2412](#) [XGS-2415](#) [XKS-](#)  
[1215](#) [06322](#) [NCT1000N040R050B](#) [SPB05B-15](#) [SPB05C-15](#) [L-DA20](#) [DCG40-5G](#) [QME48T40033-PGB0](#) [XKS-2415](#) [XKS-2412](#) [XKS-1212](#)  
[XKS-1205](#) [XKS-0515](#) [XKS-0505](#) [XGS-2405](#) [XGS-1215](#) [XGS-0515](#) [73-551-5038I](#) [AK1601-9RT](#) [VI-N61-CM](#) [VI-R5022-EXWW](#) [PSC128-](#)  
[7iR](#) [RPS8-350ATX-XE](#) [DAS1004812](#) [PQA30-D24-S24-DH](#) [VI-M5F-CQ](#) [VI-LN2-EW](#) [VI-PJW01-CZY](#) [CK2540-9ERT](#) [AK-1615-7R](#)