




LDL40

40 WATT SINGLE OUTPUT LED POWER SUPPLY



Features

- * Universal AC Input 90~264Vac
- * Low AC Inrush Current < 5A
- * Standby Power Consumption < 0.5W
- * PF > 0.9
- * DALI Dimming, 1~100%
- * Adjustable Output Current Setting
- * Continuous Short Circuit Protection
- * Up to 2.5Φ Diameter Wire for Terminals of CN1(L/N)
- * Up to 1.5Φ Diameter Wire for Other Terminals



MODEL	Input Voltage Range	Max. Output Current (CC region)	Min Output Voltage	Max Output Voltage	Max. Output Power	Resistance for I _{max} Setting	No Load Output Voltage (max.)	Ripple % (*V _{out})	Eff. typ.
LDL40DU	90 ~264 Vac	1400mA max.	15V	29V	40.6W max	3.3K	40Vdc	1 %	86%
		1050mA max	20V	38V	39.9W max	10K	49Vdc		
		900mA max	20V	44V	39.6W max	22K	55Vdc		
		700mA max	20V	50V	35.0W max	39K	60Vdc		
		600mA max	20V	50V	30.0W max	68K			
		350mA max	20V	50V	17.5W max	150K~OPEN			

Ordering Information (P/N name reference as label example below):

Series	Model	Dimming Function	AC Input Range	Type
LDL	40	X	X	X
LDL	40	D : DALI + Current Setting	U:90~264Vac	Blank : Standard type B : Built-in type

Specifications

INPUT SPECIFICATIONS:

AC Input Voltage 90~264Vac
 Frequency 50/60 Hz
 AC Inrush Current <5A After 100 μ S @240Vac, 25°C Ta Cold Start
 Standby Power Consumption <0.5W
 Leakage Current <0.75mA

OUTPUT SPECIFICATIONS:

Constant Current Accuracy (note1) \pm 5% max.
 Current Line Regulation (note2) \pm 5% max.
 Current Load Regulation (note3) \pm 5% max
 Over Voltage ProtectionTVS Clamp
 Short Circuit Protection Hiccup Mode, Auto Recovery
 DALI Dimming (Option with Current Setting Resistor Between Pin3 and Pin4 of CN3) 1~100%

GENERAL SPECIFICATIONS:

Efficiency LDL40DU:86%@230Vac Full Load.
 Isolation Voltage, Input to Output 3.75KVac
 Isolation Resistance, Input to Output $10^8 \Omega$ min.
 Surge Voltage Between L-N 2KV

SAFETY AND EMC:

Safety EN61347-1,EN61347-2-13
 EMI EN55015 Class B
 EMS EN61000-4-2, 3, 4, 5, 6, 8,11
 Harmonic Current EN61000-3-2, 3

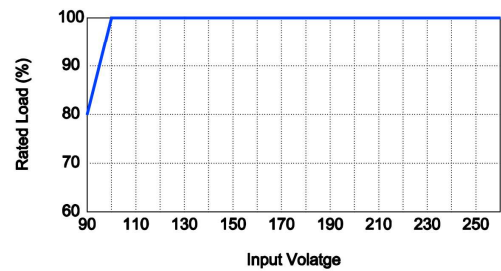
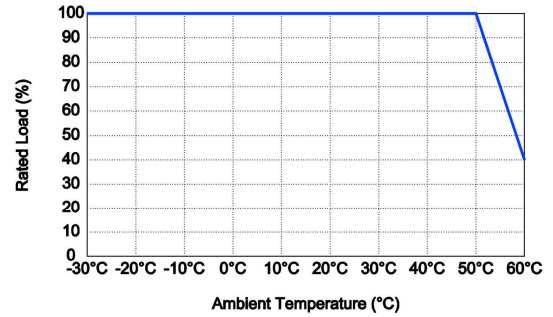
MECHANICAL CHARACTERISTICS:

Dimensions 5.906x3.150x0.913 Inches (150.0x80.0x23.2mm)
 Weight 220g

NOTE:

1. Set at 230Vac nominal input voltage and full load.
2. Current line regulation is measured from high line to low line, full load.
3. Current load regulation is measured from min. output voltage to max. output voltage.
4. All specifications are typical at 230 Vac, Vo max., full load and 25°C Ta. unless other noted

LDL40 Derating Curve

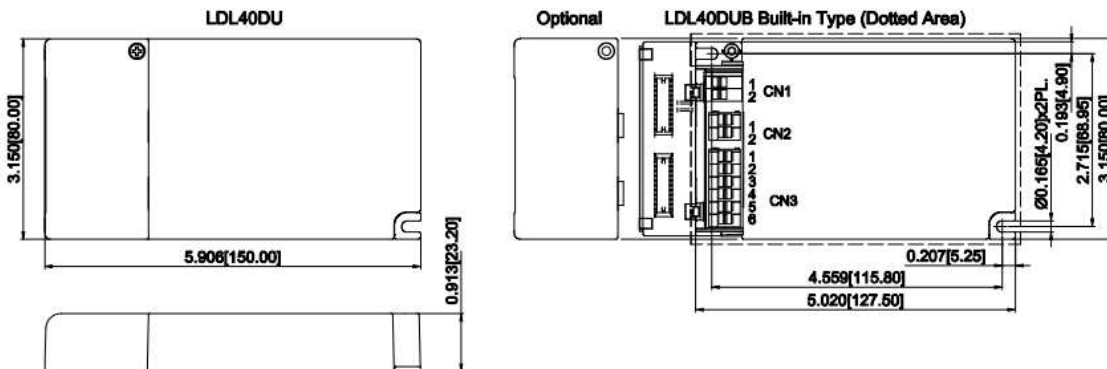


ENVIRONMENTAL CHARACTERISTICS:

Operating Ambient Temperature -30°C~ 50°C (See Derating Curve)
 Cooling.....Natural Convection
 Storage Temperature, Humidity -40 ~ 85°C, 20%~95% RH
 Operating Altitude max. 3000 m Above Sea Level
 Temperature Coefficient \pm 0.05%/°C (0~50°C)

Mechanical Specification

All Dimensions in Inches[mm]
 Tolerance Inches:x.xxx \pm 0.02
 Millimeters:x.xx \pm 0.5



CN1:

PIN CONNECTION		
Pin	Function	Terminal Color
1	ACN	Blue
2	ACL	Gray

CN2:

PIN CONNECTION		
Pin	Function	Terminal Color
1	DA	Orange
2	DA	Orange

LDL40DUB Single Without Wire Box
 LDL40DU with Wired Box
 CN1 use the wire diameter with 0.75~2.5mm²
 CN2 / CN3 use the wire diameter with 0.2~1.5mm²

CN3:

PIN CONNECTION								
Pin	Function	Terminal Color	Pin	Function	Terminal Color	Pin	Function	Terminal Color
1	NTC	Gray	3	R	Gray	5	Vo+	Gray
2	NTC	Gray	4	R	Gray	6	Vo-	Gray

X-ON Electronics

Largest Supplier of Electrical and Electronic Components

Click to view similar products for [LED Power Supplies](#) category:

Click to view products by [Cincon](#) manufacturer:

Other Similar products are found below :

[ESS015W-1000-12](#) [PDA-WIFI](#) [PIFC-K250F](#) [PITB-K222A](#) [ALD-514012PJ134](#) [LB240S24KH](#) [LMH020-SPLC-0000-0000001](#) [79534](#) [79535](#)
[EUG-200S210DT](#) [ESS030W-1050-21](#) [ESS030W-0900-32](#) [BPOXL 4-12-035](#) [ESS010W-0350-24](#) [ESS010W-0200-42](#) [ESM060W-1400-42](#)
[PDA080B-1A0G](#) [ESS010W-0500-12](#) [PDA150B-S1A5G](#) [SLM140W-1.05-130-ZA](#) [ESS015W-0700-18](#) [EUD-150S350DVA](#) [LWA320-C420-](#)
[ARK-B](#) [HVG-240-48AB](#) [HVG-320-36AB](#) [HVG-320-54AB](#) [ELG-240-C1400AB](#) [EUK-150S105DV](#) [BXCS-12Z-N2P-B1-A](#) [BXPR-WN-01-A](#)
[LN1224CV](#) [BXCS-12D-N2P-01-A](#) [BXCS-12W-N2P-01-A](#) [HBG-160-24AB](#) [980100001200394](#) [980060001200376](#) [LC 14W 250-350MA](#)
[FLEXC R ADV2](#) [LC 24W 500-600MA FLEXC R ADV2](#) [LC 36W 850-900MA FLEXC R ADV2](#) [LC 50W 200-350ML 170V FLEXC LP](#)
[SNC4](#) [LC 25W 200-350ML 70V FLEXC LP SNC4](#) [LC 35W 200-350ML 121V FLEXC LP SNC4](#) [LCBI 10W 350MA PHASE-CUT/1-10V LP](#)
[LC 13W 300MA FIXC C SNC](#) [LC 10W 250MA FIXC SC SNC2](#) [LC 35W 800MA FIXC SR ADV2](#) [LC 38W 900MA FIXC SR ADV2](#) [LC](#)
[34W 800MA FIXC SC ADV2](#) [LC 44W 1050MA FIXC SC ADV2](#) [LC 38W 900MA 42V FIXC SRL ADV2](#)