

LDM60S SERIES

60 WATT SINGLE OUTPUT

AC-DC LED DRIVER



Features

- * Universal Input 90~305VAC or 127-420Vdc
- * High Efficiency up to 90%
- * Meets EN55015, EN61000-3-2 Class C
- * Meets EN61347-1, EN61347-2-13
- * Meets UL8750
- * Meets UL1310 Class 2
- * Dimming Input Range 1%-100%
- * Active PFC Function
- * IP67 Design for Indoor or Outdoor Installations (note7)
- * Max. Output power 60W
- * Dimming function: 1-10Vdc and Resistance or DALI (Optional)
- * Protections: Short Circuit, Over Current Over Voltage and Over Temperature
- * Constant Voltage and Constant Current
- * No Load Power Consumption<0.5W(note10)
- * 3 Years Warranty

LDM60 Series

MODEL	Output Voltage	Output Current Note.6	Ripple (mV p-p) Note.1	Voltage Accuracy Note.2	Line Regulation Note.3	Load Regulation Note.4	Constant Current Region	Current Adj. Rang (Optional) Note.5	Voltage Adj. Rang (Optional) Note.5	%EFF. (Typ.) Note.8
LDM60S120	12V	5.00A	120mV	±1%	±1%	±2%	6.5V~11.5V	3A~5A	10.8V~13.2V	87%
LDM60S240	24V	2.50A	120mV	±1%	±1%	±2%	13V~23.5V	1.5A~2.5A	21.6V~26.4V	88%
LDM60S360	36V	1.67A	120mV	±1%	±1%	±2%	19V~35.5V	1.0A~1.67A	32.4V~39.6V	89%
LDM60S480	48V	1.25A	120mV	±1%	±1%	±2%	26V~47.5V	0.75A~1.25A	43.2V~52.8V	90%

Ordering information

Model No. Optional type

LDM60SXXX -XX

Optional type:

01: Constant Current Mode (IP67)

- No dimming
- No adjustment for output voltage and output current

02: Constant Current Mode (IP65)

- No dimming
- With adjustment for output voltage and output current

03: Constant Current Mode (IP67)

- Dimming: 1~10Vdc and Resistance
- No adjustment for output voltage and output current

04: Constant Current Mode (IP67)

- Dimming: DALI
- No adjustment for output voltage and output current

03A: Constant Current Mode (IP65)

- Dimming: 1~10Vdc and Resistance
- With adjustment for output voltage and output current

04A: Constant Current Mode (IP65)

- Dimming: DALI
- With adjustment for output voltage and output current

Specifications are subject to change without notice

Specifications

INPUT SPECIFICATIONS:

Voltage	90~305Vac or 127~420Vdc
Frequency	47 to 63Hz
Inrush Current	60A max. @240Vac, Cold Start @25°C
Conducted EMI	CISPR/FCC Class B
Power Factor	PF> = 0.9
Leakage Current	0.75mA max.@277Vac
Input Current	0.6A typ. @110Vac, Pout=59W 0.31A typ. @230Vac, Pout=59W

OUTPUT SPECIFICATIONS:

Holdup Time	16ms typ. @115Vac
Short Circuit Protection	Hiccup Mode (Auto Recover)
Temperature Coefficient	±0.05% / °C
Over Voltage Protection	TVS Component to Clamp
Over current Limit	constant current mode (note 9)
Over Temperature Protection	110°C typ
Altitude	2000m
Startup time	2.5s typ.
Rise time	50ms typ.
MTBF	MIL-HDBK-217F, GB, at 25°C /115VAC ...150Khrs typ.
Vibration	15~2000Hz 4G period for 60min, each along X Y Z axes

SAFETY AND EMC :

Emission and Immunity	EN55015, CISPR22 EN61547, EN61000-3-2, EN61000-3-3
Isolation Voltage	I/P-O/P 3750VAC
Surge	4KV
Safety	UL8750, UL1310 Class 2, EN61347-1, EN61347-2-13
Harmonic Current	EN61000-3-2 Class C (>60% load)
Isolation Resistance	100MΩ min.

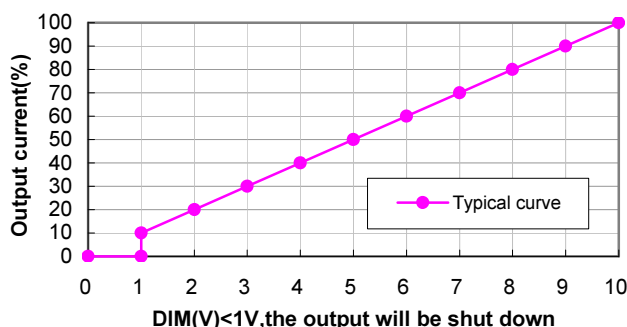
GENERAL SPECIFICATIONS:

Operating Temperature	- 40 ~ 70°C (see Derating Curve)
Storage Temperature	-40~85°C
Cooling	Natural Convection

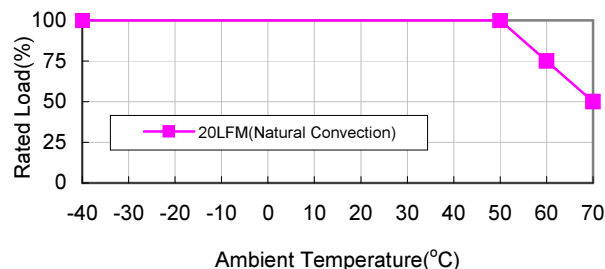
MECHANICAL CHARACTERISTICS:

Dimensions	8.149x1.5748x1.1023 Inches (207.00x40.00x28.00mm)
Weight	454g typ.

1~10V Dimming function for output current curve:



Derating curve:

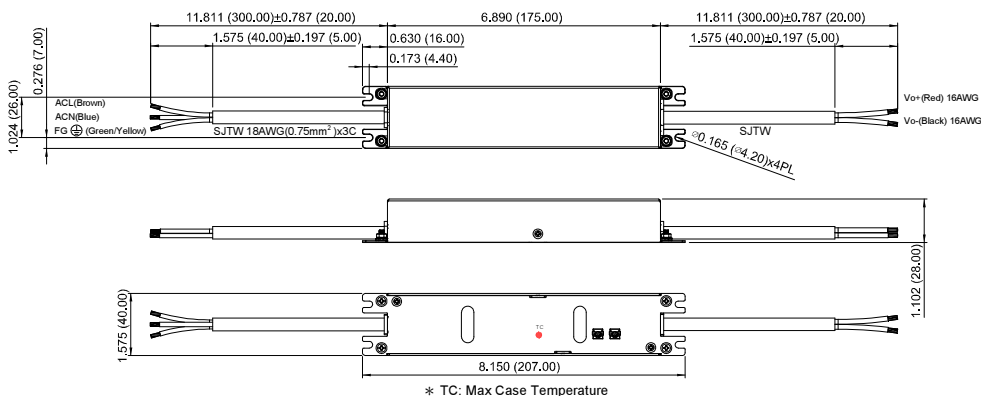


NOTE:

- Add a 0.1uF ceramic capacitor and a 10uF E.L. capacitor to output for ripple noise measuring @20MHz BW and 95% rated current.
- Voltage accuracy is set of 90% rated current.
- Line regulation is measured from high line to low line with 90% rated current.
- Load regulation is measured from 90% to 10% rated current.
- Can be adjusted by internal potentiometer.
- Output constant current accuracy ±5%.
- IP67 for model: LDM60SXXX-01, LDM60SXXX-03, LDM60SXXX-04
IP65 for model: LDM60SXXX-02, LDM60SXXX-03A, LDM60SXXX-04A
- Efficiency is measured 95% rated power at Vin=230VAC.
- Less than 50% (typ.) of the rated output voltage will enter hiccup mode.
- No load power consumption<0.5W for LDM60SXXX-01,-02
No load power consumption<1.5W for LDM60SXXX-03, -03A, -04, -04A
Stand by power consumption<0.5W for LDM0SXXX-03, -03A, -04, -04A

Mechanical Specification

All Dimensions in Inches(mm)
Tolerance Inches:x.xx±0.02
Millimeters:x.xx±0.5



* TC: Max Case Temperature

Typical at 25°C, nominal line and 75% load, unless otherwise Specified

X-ON Electronics

Largest Supplier of Electrical and Electronic Components

Click to view similar products for [LED Power Supplies](#) category:

Click to view products by [Cincon](#) manufacturer:

Other Similar products are found below :

[ESS015W-1000-12](#) [PDA-WIFI](#) [PIFC-K250F](#) [PITB-K222A](#) [ALD-514012PJ134](#) [LB240S24KH](#) [LMH020-SPLC-0000-0000001](#) [79534](#) [79535](#)
[EUG-200S210DT](#) [ESS030W-1050-21](#) [ESS030W-0900-32](#) [BPOXL 4-12-035](#) [ESS010W-0350-24](#) [ESS010W-0200-42](#) [ESM060W-1400-42](#)
[PDA080B-1A0G](#) [ESS010W-0500-12](#) [PDA150B-S1A5G](#) [SLM140W-1.05-130-ZA](#) [ESS015W-0700-18](#) [EUD-150S350DVA](#) [LWA320-C420-](#)
[ARK-B](#) [HVG-240-48AB](#) [HVG-320-36AB](#) [HVG-320-54AB](#) [ELG-240-C1400AB](#) [EUK-150S105DV](#) [BXCS-12Z-N2P-B1-A](#) [BXPR-WN-01-A](#)
[LN1224CV](#) [BXCS-12D-N2P-01-A](#) [BXCS-12W-N2P-01-A](#) [HBG-160-24AB](#) [980100001200394](#) [980060001200376](#) [LC 14W 250-350MA](#)
[FLEXC R ADV2](#) [LC 24W 500-600MA FLEXC R ADV2](#) [LC 36W 850-900MA FLEXC R ADV2](#) [LC 50W 200-350ML 170V FLEXC LP](#)
[SNC4](#) [LC 25W 200-350ML 70V FLEXC LP SNC4](#) [LC 35W 200-350ML 121V FLEXC LP SNC4](#) [LCBI 10W 350MA PHASE-CUT/1-10V LP](#)
[LC 13W 300MA FIXC C SNC](#) [LC 10W 250MA FIXC SC SNC2](#) [LC 35W 800MA FIXC SR ADV2](#) [LC 38W 900MA FIXC SR ADV2](#) [LC](#)
[34W 800MA FIXC SC ADV2](#) [LC 44W 1050MA FIXC SC ADV2](#) [LC 38W 900MA 42V FIXC SRL ADV2](#)