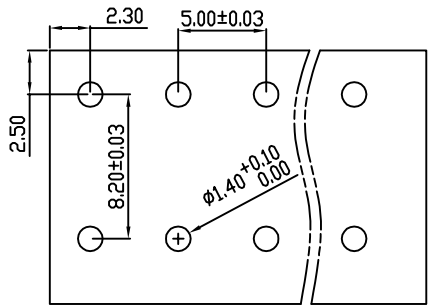
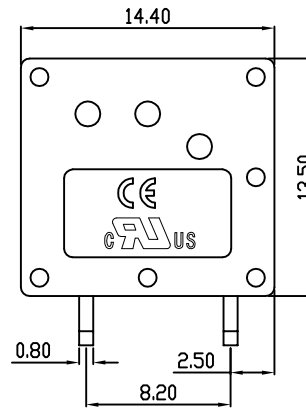
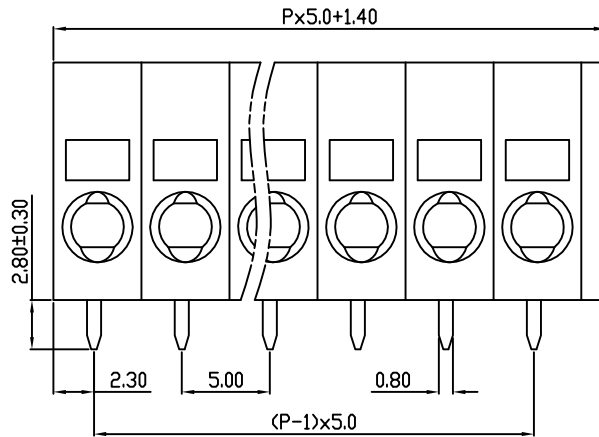
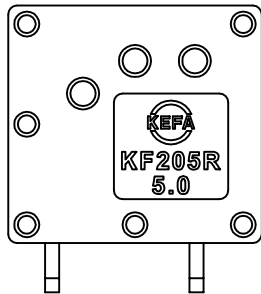
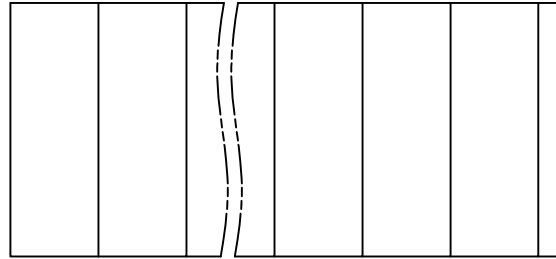


| linear dimension(Tolerances Standard GB/T 14486-2008) | | | | | | | | — | | |
|-------------------------------------------------------|-------|--------------|---------------|---------------|----------------|-----------------|-------------|-------|----------------|-------------|
| variable range | to 6 | over 6 to 10 | over 10 to 30 | over 30 to 60 | over 60 to 100 | over 100 to 160 | over 160 to | to 10 | over 10 to 100 | over 100 to |
| tolerance | ±0.20 | ±0.30 | ±0.50 | ±0.70 | ±1.00 | ±1.30 | ±1.60 | 0.10 | 0.30 | 0.60 |



PCB Layout



| REVISION RECORD | | | | |
|-----------------|-------------|---------|----------|----------|
| REV. | DESCRIPTION | ECN No. | APPROVED | DATE |
| A | 新发行 | | CLF | 21.10.20 |
| | | | | |
| | | | | |

| UL/CUL 技术参数 | | | | |
|-----------------------|---------------------------------|------------------|-----|-----|
| UL/CUL Technical Data | | | | |
| 等级 | Use Group | B | C | D |
| 额定电压 | Rated Voltage [V] | 300 | - | 150 |
| 额定电流 | Rated Current [A] | 20 | - | 15 |
| 接线范围 | Wire Range | 24-12 | | |
| 单/多芯线 | Solid/Stranded [AWG] | 24-12 | | |
| 耐电压 | Withstanding Voltage | 1600V/1Min | | |
| IEC 技术参数 | | | | |
| IEC Technical Data | | | | |
| 过电压类别 | Overvoltage Category | III | III | II |
| 污染等级 | Contamination Class | 3 | 2 | 2 |
| 额定电压 | Rated Voltage [V] | 250 | 400 | 630 |
| 额定电流 | Rated Current [A] | 20 | 20 | 20 |
| 额定冲击电压 | Impulse withstand voltagea [KV] | 4.0 | 4.0 | 4.0 |
| 导线截面积 | Conductor cross section | 2.5 | | |
| 硬质/柔性导线 | Solid/flexible [mm²] | 2.5 | | |
| 材料 | | | | |
| 绝缘材料 | Insulation Material | PA66 | | |
| 阻燃等级 | Imflamability | UL94V-0 | | |
| 导体材料 | Contactur Material | 铜合金 Copper alloy | | |
| 导体表面镀层 | Contactive Coating | 镀锡 Tin Plated | | |
| 一般参数 | | | | |
| 间距 | Pitch [mm] | 5.0 | | |
| 极数 | Poles [P] | 01~XX | | |
| 剥线长度 | Stripping Length [mm] | 10 | | |
| 螺丝 | Screw/扭矩 Torque(Max) [N.m] | - | | |
| 工作温度 | Operating temperatur [°C] | -40~+105 | | |
| 引针尺寸 | Pin Dimensions [mm] | 2.80 | | |
| PCB板孔径 | PCB Hole Diameter [mm] | 1.40 | | |

| | | | |
|------|-----|------|----------|
| DES. | SJD | DATE | 21.10.20 |
| CHK. | BY | DATE | 21.10.20 |
| APP. | CLF | DATE | 21.10.20 |

| | | | | | | | | |
|----------|----|---------|----|----------|-----|-----------------------------|----------|------------|
| 单位/UNITS | mm | 尺寸/SIZE | A4 | 比例/SCALE | 1:1 | 第三视角/THIRD ANGLE PROJECTION | 版本/REV | A |
| | | | | | | | 名称/TITLE | KF205R-5.0 |



慈溪市科发电子有限公司
CIXI KEFA ELECTRONIC CO., LTD

X-ON Electronics

Largest Supplier of Electrical and Electronic Components

Click to view similar products for [Fixed Terminal Blocks](#) category:

Click to view products by [Cixi Kefa](#) manufacturer:

Other Similar products are found below :

[MBE-1512](#) [MBE-1520](#) [MBE-154](#) [MBE-156](#) [MBES-156](#) [MH-2512](#) [MHE-132](#) [MHE-163](#) [MI-254 \(35\)](#) [MPT-275](#) [ELM10110G](#) [BA311TU](#)
[BA411SU](#) [MV-254-D](#) [MV-255](#) [MV-493](#) [MVE-252](#) [MVE-253](#) [MVEB-153](#) [1705142](#) [1-796689-8](#) [1841320000](#) [S451](#) [29.007](#) [29.116](#) [30.204](#)
[30.503](#) [30.756](#) [30.853](#) [9872-0-00-15-00-00-33-0](#) [996750](#) [1710052](#) [20020316-G071B01LF](#) [20020327-C061B01LF](#) [29590](#) [30.652](#) [30.710](#)
[30.754](#) [30.757](#) [32.058](#) [37.206](#) [37.208](#) [37.507](#) [37.558](#) [38331-5812](#) [38331-8018](#) [38540-1910](#) [39.002](#) [MBE-1517](#) [MBE-153](#)