



TO-220BK Plastic-Encapsulate Thyristors

CT316B 3Q TRIACs

MAIN CHARACTERISTICS

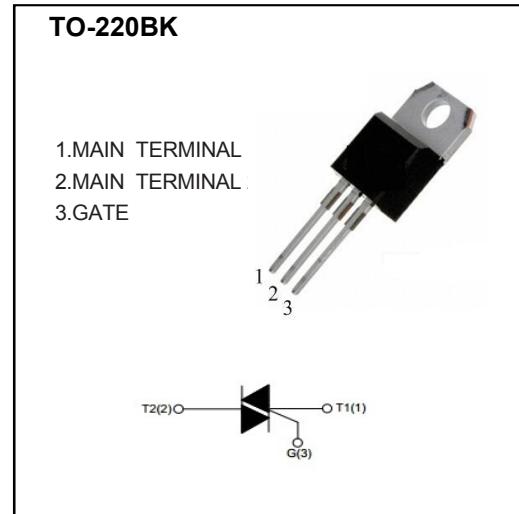
$I_{T(RMS)}$		16A
V_{DRM}/V_{RRM}	CT316B-600S/C/B	600V
	CT316B-800S/C/B	800V
V_{TM}		1.55V

FEATURES

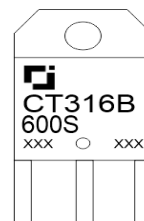
- NPNPN 5-layer Structure TRIACs
- Mesa Glass Passivated Technology
- Multi Layers Metal Electrodes
- High Junction Temperature
- Good Commutation Performance
- High dV/dt and dI/dt

APPLICATIONS

- Heater Control
- Motor Speed Controller
- Mixer



MARKING



CT316B:Series Code
 600S:Depends on V_{DRM}
 and I_{GT}
 XXX:Internal Code

ABSOLUTE RATINGS ($T_a=25^\circ\text{C}$ unless otherwise noted)

Symbol	Parameter	Test condition	Value	Unit	
V_{DRM}/V_{RRM}	Repetitive peak off-state voltage	$T_j=25^\circ\text{C}$	CT316B-600S/C/B	600	V
			CT316B-800S/C/B	800	V
$I_{T(RMS)}$	RMS on-state current	TO-220BK($T_c \leq 110^\circ\text{C}$), Fig. 1,2	16	A	
I_{TSM}	Non repetitive surge peak on-state current	Full sine wave , $T_j(\text{init})=25^\circ\text{C}$, $t_p=20\text{ms}$; Fig. 3,5	160	A	
I^2t	I^2t value	$t_p=10\text{ms}$	140	A^2s	
dI_T/dt	Critical rate of rise of on-state current	$I_G=2 \cdot I_{GT}$, $t_r \leq 10\text{ns}$, $F=120\text{Hz}$, $T_j=125^\circ\text{C}$	I - II - III	50	$\text{A}/\mu\text{s}$
			IV	n/a	
I_{GM}	Peak gate current	$t_p=20\mu\text{s}$, $T_j=125^\circ\text{C}$	4	A	
$P_{G(AV)}$	Average gate power	$T_j=125^\circ\text{C}$	1	W	
T_{STG}	Storage temperature		-40~+150	$^\circ\text{C}$	
T_j	Operating junction temperature		-40~+125		

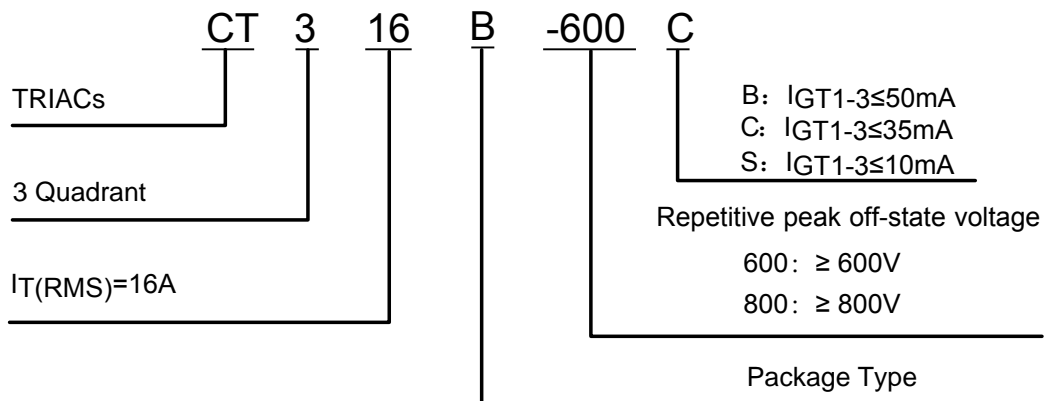
ELECTRICAL CHARACTERISTICS (T_a=25°C unless otherwise specified)

Symbol	Parameter	Test condition	Value			Unit	
			S	C	B		
I _{GT}	Gate trigger current	V _D =12V, R _L =33Ω, T _j =25°C, Fig. 6	I - II -III	≤10	≤35	≤50	mA
			IV	n/a	n/a	n/a	
V _{GT}	Gate trigger voltage	T _j =25°C, Fig. 6	I - II -III	≤1.3			V
V _{GD}	Non-triggering gate voltage	V _D =V _{DRM} , T _j =125°C	≥0.2			V	
I _H	Holding current	I _T =500mA, Fig. 6	≤15	≤30	≤50	mA	
I _L	Latching current	I _G =1.2I _{GT} Fig. 6	I - III	≤25	≤50	≤70	mA
			II	≤30	≤60	≤80	mA
dV _D /dt	Critical rate of rise of off-state	V _D =67%V _{DRM} , Gate Open T _j =125°C	≥40	≥500	≥1000	V/μs	
V _{TM}	On-state Voltage	I _{TM} =23A, tp=380μs, Fig. 4	≤1.55			V	
I _{DRM} / I _{RPM}	Repetitive peak off-state current	V _D =V _{DRM} /V _{RPM} , T _j =25°C	≤5	≤5	≤5	μA	
		V _D =V _{DRM} /V _{RPM} , T _j =125°C	≤1	≤1	≤1	mA	

THERMAL RESISTANCES

Symbol	Parameter	Value	Unit
R _{th} (j-c)	Junction to case (AC)	TO-220BK	1.2 °C/W
R _{th} (j-a)	Junction to ambient	TO-220BK	60 °C/W

PART NUMBER



CHARACTERISTICS CURVES

FIG.1: Maximum power dissipation versus RMS on-state current (full cycle)

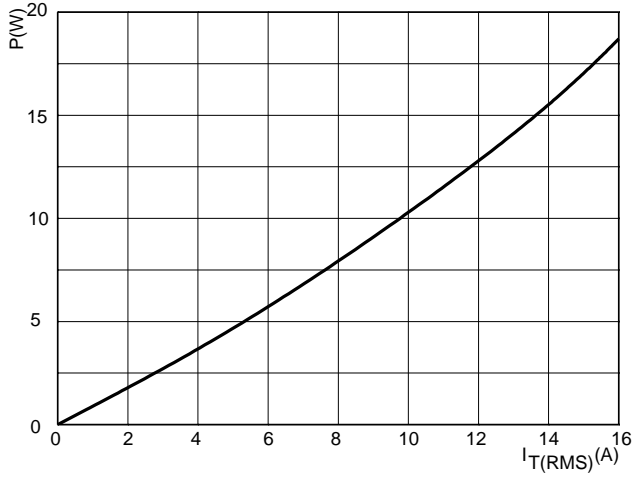


FIG.2: RMS on-state current versus case temperature (full cycle)

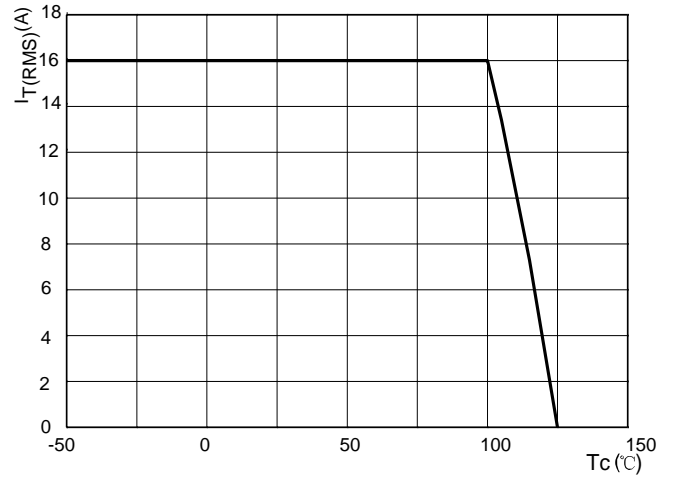


FIG.3: Surge peak on-state current versus number of cycles

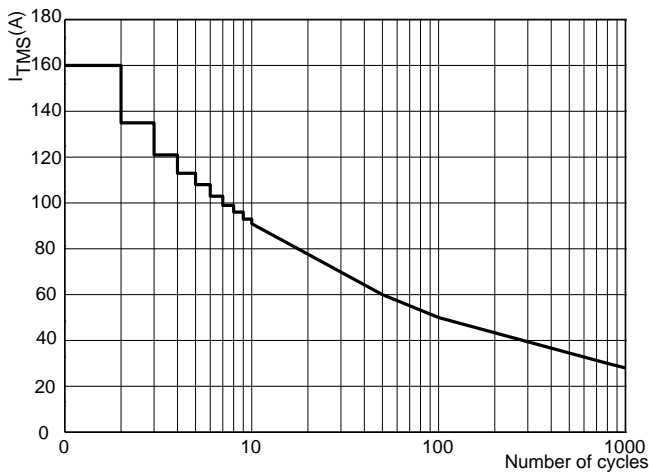


FIG.4: On-state characteristics (maximum values)

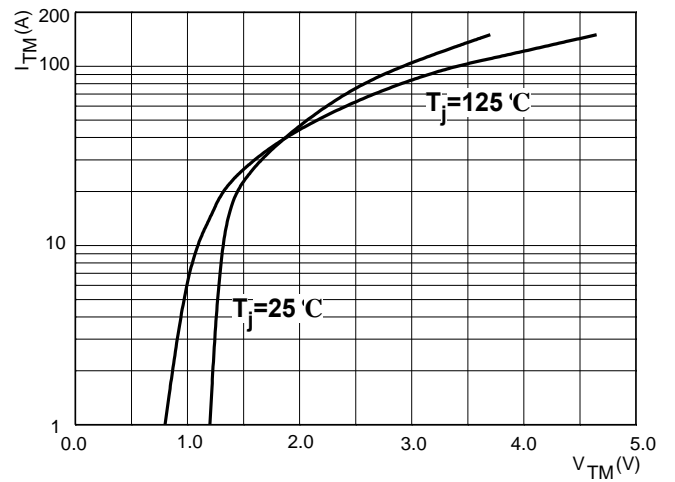


FIG.5: Non-repetitive surge peak on-state current for a sinusoidal pulse with width $t_p < 10\text{ms}$

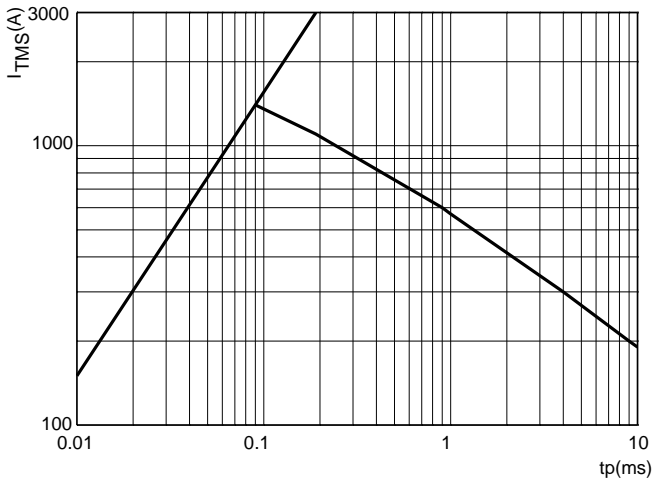
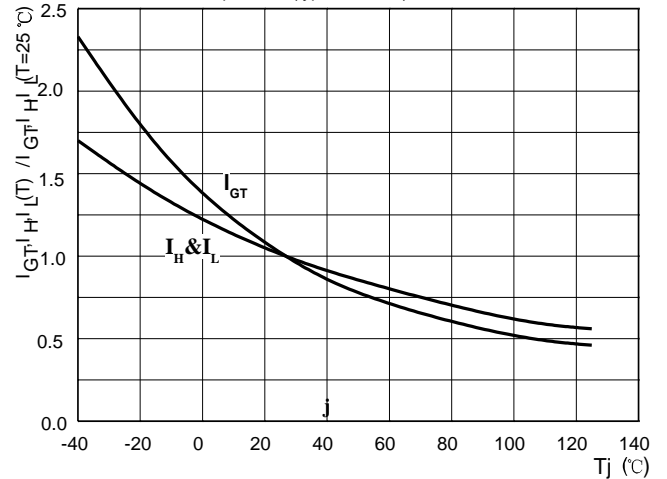
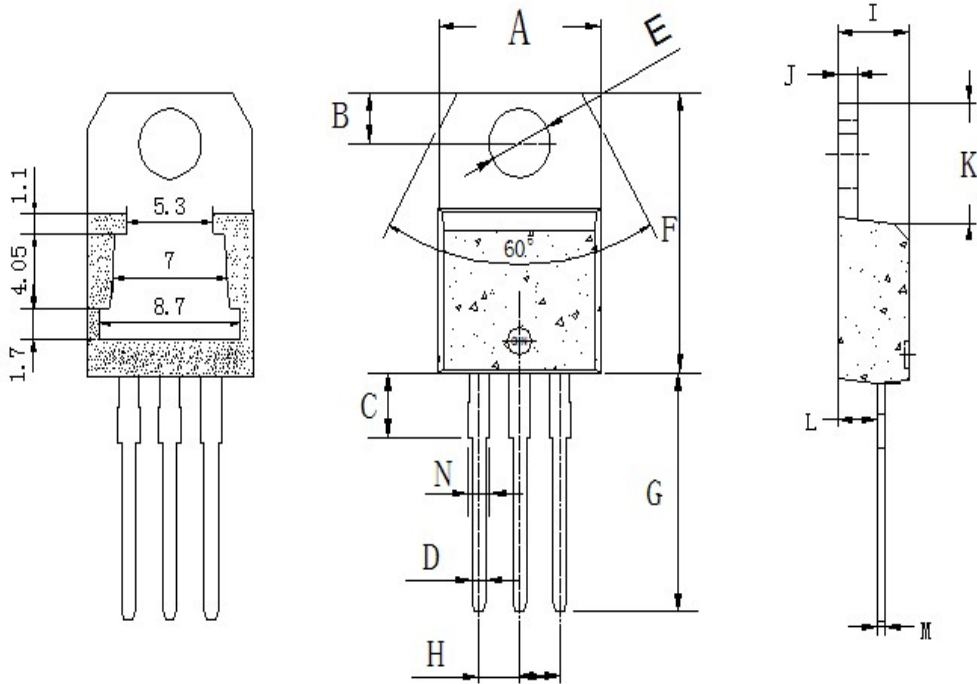


FIG.6: Relative variations of gate trigger current, holding current and latching current versus junction temperature (typical values)



TO-220BK PACKAGE OUTLINE DIMENSIONS



Symbol	Dimensions In Millimeters		Dimensions In Inches	
	Min	Max	Min	Max
A	9.8	10.4	0.385	0.409
B	2.65	3.1	0.104	0.122
C	2.8	4.2	0.110	0.165
D	0.7	0.92	0.027	0.036
E	3.75	3.95	0.147	0.155
F	14.8	16.1	0.582	0.633
G	13.05	13.6	0.513	0.535
H	2.4	2.7	0.094	0.106
I	4.38	4.61	0.172	0.181
J	1.15	1.36	0.045	0.053
K	5.85	6.82	0.230	0.268
L	2.35	2.75	0.092	0.108
M	0.35	0.65	0.013	0.025
N	1.18	1.42	0.046	0.055

X-ON Electronics

Largest Supplier of Electrical and Electronic Components

Click to view similar products for [Triacs](#) category:

Click to view products by [CJ](#) manufacturer:

Other Similar products are found below :

[BT137-600-0Q](#) [OT415Q](#) [2N6075A](#) [NTE5688](#) [BTA2008W-800D,135](#) [D31410](#) [BT136-600,127](#) [BT137B-800,118](#) [BTA140-600,127](#)
[BTA208-800B,127](#) [MAC97A6,116](#) [BTA420-800BT,127](#) [BTA201W-800E,115](#) [BTA212B-800B,118](#) [BTA26-800CWRG](#) [BTA41-800BRG](#)
[TMA164P-L](#) [TMA166P-L](#) [TMA54S-L](#) [BT137-600E,127](#) [BTA140-800,127](#) [BTA30-600CW3G](#) [BTB16-600CW3G](#) [TMA84S-L](#)
[Z0109MN,135](#) [T825T-6I](#) [T1635T-6I](#) [T1220T-6I](#) [NTE5638](#) [ACST1235-8FP](#) [BT134-600D,127](#) [BT134-600G,127](#) [BT136X-600E,127](#)
[BT139X-800,127](#) [BTA204X-800C,127](#) [BTA208X-1000C0,127](#) [BTA216-600E,127](#) [BTA316X-600E/DG,12](#) [BTA316X-800C,127](#) [BT134-600D,127](#) [BT134-600E,127](#) [BT137X-600D,127](#) [BT139X-600E,127](#) [BTA08-600BW3G](#) [BTA201-800ER,126](#) [BTA208X-1000B,127](#)
[BTA316X-800E,127](#) [NTE56008](#) [NTE56017](#) [NTE56018](#)