

PRODUCT IDENTIFICATION

1. Scope

This specification applies to FXL series of wire wound molded SMD power Inductors

2. Product Description and Identification (Part Number)

Description

Wire Wound Molded SMD Type Power Inductor, FXL, XX μ H \pm X% @XXX KHz/XXXV, XXXm Ω , XXXmA.



PRODUCT IDENTIFICATION

FXL XXXX - XXX - M
① ② ③ ④

| ① Type | |
|--------|---------------------------------------|
| FXL | Wire wound molded SMD power Inductors |

| ② External Dimensions (mm) | |
|----------------------------|--|
| 252010~1360 | |

| ③ Nominal Inductance | |
|----------------------|---------------|
| Example | Nominal Value |
| 1R0 | 1.0 μ H |
| 100 | 10 μ H |
| 101 | 100 μ H |

| ④ Inductance Tolerance | |
|------------------------|-----------|
| M | \pm 20% |
| N | \pm 30% |

ELECTRICAL CHARACTERISTICS

(1) Operating temperature range (Including self-heating): -55°C ~+125°C.

(2) Storage temperature and humidity range (product with tapping): -10 °C~+40°C , RH 70% Max.

FEATURES

- Halogen Free
- 125°C maximum total temperature operation
- Powder iron core material
- Magnetically shielded, low EMI
- High current carrying capacity, Low core losses
- Frequency range up to 5MHz
- RoHS compliant

特征

- 無鹵素
- 125°C最高總溫度運行
- 鐵合金材料
- 磁屏蔽，低電磁干擾
- 高載流能力，低鐵心損耗
- 頻率範圍高達5兆赫
- 符合RoHS標準的

APPLICATIONS

- Voltage Regulator Module (VRM)
- Multi-phase regulators
- Point-of-load modules
- Smart phone
- SSD
- Notebook
- Battery power systems
- Graphics cards
- Data networking and storage systems
- Automotive electronics

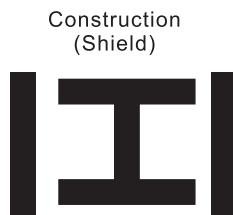
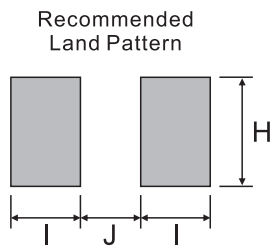
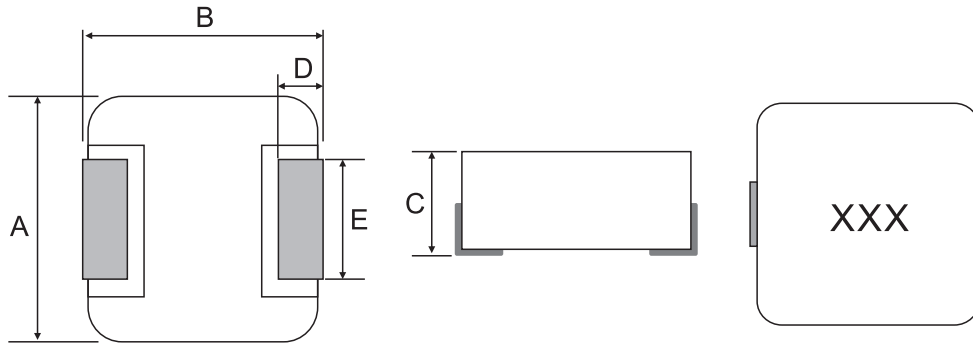
用途

- 電壓調節器模塊 (VRM)
- 多相調節器
- 電源模塊
- 智能手機
- 固態硬盤
- 筆記本電腦
- 電池供電系統
- 顯卡
- 數據網絡和存儲系統
- 汽車電子

PRODUCT IDENTIFICATION

Shape and Dimensions

(1) Dimensions and recommended PCB pattern for reflow soldering: See Fig.4-1 and Table 4-1.



Unit: mm

| Series | A | B | C | D | E | I Typ. | J Typ. | H Typ. |
|-----------|----------|------------|---------|----------|---------|--------|--------|--------|
| FXL201610 | 1.6±0.2 | 2.0±0.2 | 1.0MAX | 0.5±0.2 | 1.4±0.2 | 2.0 | 0.8 | 0.8 |
| FXL252010 | 2.0±0.2 | 2.5±0.2 | 1.0MAX | 0.6±0.2 | 1.8±0.2 | 2.2 | 1.0 | 0.9 |
| FXL252012 | 2.0±0.2 | 2.5±0.2 | 1.2MAX | 0.6±0.2 | 1.8±0.2 | 2.2 | 1.0 | 0.9 |
| FXL0412 | 4.2±0.25 | 4.4±0.35 | 1.0±0.2 | 0.8±0.3 | 2.0±0.3 | 1.5 | 2.2 | 2.5 |
| FXL0420 | 4.2±0.25 | 4.4±0.35 | 1.8±0.2 | 0.8±0.3 | 2.0±0.3 | 1.5 | 2.2 | 2.5 |
| FXL0518 | 5.2±0.2 | 5.4±0.3 | 1.6±0.2 | 1.20±0.2 | 2.2±0.3 | 1.9 | 2.2 | 2.5 |
| FXL0530 | 5.2±0.2 | 5.4±0.3 | 2.8±0.2 | 1.20±0.2 | 2.2±0.3 | 1.9 | 2.2 | 2.5 |
| FXL0618 | 6.6±0.2 | 7.0±0.3 | 1.6±0.2 | 1.60±0.3 | 3.0±0.3 | 2.35 | 3.7 | 3.5 |
| FXL0624 | 6.6±0.2 | 7.0±0.3 | 2.2±0.2 | 1.60±0.3 | 3.0±0.3 | 2.35 | 3.7 | 3.5 |
| FXL0630 | 6.6±0.2 | 7.0±0.3 | 2.8±0.2 | 1.60±0.3 | 3.0±0.3 | 2.35 | 3.7 | 3.5 |
| FXL1040 | 10.0±0.3 | 11.5Max | 3.8±0.2 | 2.0±0.5 | 3.0±0.5 | 4.1 | 5.4 | 4.1 |
| FXL1350 | 12.6±0.3 | 13.45±0.35 | 4.8±0.2 | 2.0±0.5 | E | 5 | 8 | 14.5 |
| FXL1360 | 12.6±0.3 | 13.45±0.35 | 5.8±0.2 | 2.0±0.5 | 5.0±0.5 | 5 | 8 | 14.5 |

PRODUCT IDENTIFICATION

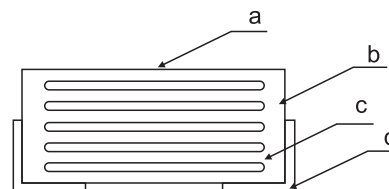
Remarks:

| Code | Dimensions | |
|------|-------------|-------------|
| | R36/R50/R68 | 3R3/100/150 |
| | 1R0/1R5/2R2 | 220/330/470 |
| E | 3.85±0.5 | 5.0±0.5 |

Structure and Components: See Table 4-2

[Table 4-2]

| Symbol | Components | Material |
|--------|------------|--------------------------|
| a | MARKING | Ink(black) |
| b | CORE | Alloy Sponge Powder |
| c | WIRE | Polyurethane copper wire |
| d | Terminal | Copper plated with Sn |



SPECIFICATIONS

FXL201610 Series

| Part No. | OCL(μH) ±20% | FLL min.2 (μH) | DCR (mΩ) @ 20°C | | Irms3 Typ.(Amps) | Isat4 @ 25°C Typ |
|-----------------|-----------------|-------------------|-----------------|-------|---------------------|---------------------|
| | | | TYP. | MAX. | | |
| FXL201610-R24-M | 0.24 | 0.120 | 19.00 | 25.0 | 4.7 | 4.5 |
| FXL201610-R47-M | 0.47 | 0.235 | 32.00 | 38.0 | 3.5 | 3.1 |
| FXL201610-1R0-M | 1.00 | 0.500 | 75.00 | 83.0 | 2.3 | 2.1 |
| FXL201610-2R2-M | 2.20 | 1.100 | 170.0 | 181.0 | 1.5 | 1.3 |

FXL252010 Series

| Part No. | OCL(μH) ±20% | FLL min.2 (μH) | DCR (mΩ) @ 20°C | | Irms3 Typ.(Amps) | Isat4 @ 25°C Typ |
|-----------------|-----------------|-------------------|-----------------|-------|---------------------|---------------------|
| | | | TYP. | MAX. | | |
| FXL252010-R33-M | 0.33 | 0.231 | 17.0 | 23.0 | 6.1 | 4.8 |
| FXL252010-R47-M | 0.47 | 0.329 | 27.0 | 34.0 | 5.1 | 4.2 |
| FXL252010-1R0-M | 1.0 | 0.70 | 47.0 | 54.0 | 3.9 | 2.8 |
| FXL252010-2R2-M | 2.2 | 1.54 | 90.0 | 110.0 | 2.7 | 2.1 |

FXL252012 Series

| Part No. | OCL(μH) ±20% | FLL min.2 (μH) | DCR (mΩ) @ 20°C | | Irms3 Typ.(Amps) | Isat4 @ 25°C Typ |
|-----------------|-----------------|-------------------|-----------------|------|---------------------|---------------------|
| | | | TYP. | MAX. | | |
| FXL252012-R33-M | 0.33 | 0.165 | 14 | 17 | 7.0 | 4.3 |
| FXL252012-R47-M | 0.47 | 0.235 | 20 | 25 | 6.3 | 3.8 |
| FXL252012-1R0-M | 1.0 | 0.500 | 43 | 53 | 4.1 | 3.0 |
| FXL252012-2R2-M | 2.2 | 1.100 | 84 | 98 | 3.0 | 1.8 |

SPECIFICATIONS

FXL0412 Series

| Part No. | Inductance | DC Resistance | | Heating Rating Current | Saturation Current |
|---------------|-------------------|---------------|-------|------------------------|--------------------|
| | L0(μH) | DCR (mΩ) | | Idc (A) | Isat (A) |
| | ±20%, 100 Khz, 1V | TYP. | MAX. | TYP. | TYP. |
| FXL0412-R15-M | 0.15 | 8.00 | 9.00 | 7.50 | 15.0 |
| FXL0412-R22-M | 0.22 | 9.50 | 11.0 | 7.00 | 11.0 |
| FXL0412-R33-M | 0.33 | 17.0 | 19.0 | 6.50 | 8.4 |
| FXL0412-R47-M | 0.47 | 19.0 | 21.0 | 6.00 | 6.8 |
| FXL0412-R68-M | 0.68 | 32.0 | 36.0 | 4.70 | 6.0 |
| FXL0412-1R0-M | 1.00 | 43.0 | 47.0 | 4.50 | 5.5 |
| FXL0412-1R5-M | 1.50 | 68.0 | 75.0 | 3.25 | 4.0 |
| FXL0412-2R2-M | 2.20 | 79.4 | 83.5 | 2.75 | 3.5 |
| FXL0412-4R7-M | 4.70 | 175.0 | 195.0 | 1.80 | 2.8 |

FXL0420 Series

| Part No. | Inductance | DC Resistance | | Heating Rating Current | Saturation Current |
|---------------|--------------------|---------------|-------|------------------------|--------------------|
| | L0 (μH) | DCR (mΩ) | | Idc (A) | Isat (A) |
| | ±20 %, 100 Khz, 1V | TYP. | MAX. | TYP. | TYP. |
| FXL0420-R10-M | 0.10 | 3.50 | 4.00 | 13.0 | 22.0 |
| FXL0420-R22-M | 0.22 | 6.00 | 6.60 | 9.50 | 12.5 |
| FXL0420-R33-M | 0.33 | 9.00 | 11.0 | 10.0 | 12.0 |
| FXL0420-R47-M | 0.47 | 12.5 | 14.0 | 7.50 | 9.50 |
| FXL0420-R56-M | 0.56 | 14.0 | 16.0 | 7.00 | 10.0 |
| FXL0420-R68-M | 0.68 | 16.0 | 18.0 | 7.00 | 9.00 |
| FXL0420-1R0-M | 1.00 | 24.0 | 27.0 | 6.00 | 7.00 |
| FXL0420-1R2-M | 1.20 | 24.0 | 27.0 | 6.00 | 7.00 |
| FXL0420-1R5-M | 1.50 | 38.0 | 46.0 | 5.00 | 6.00 |
| FXL0420-2R2-M | 2.20 | 52.0 | 58.0 | 4.50 | 5.00 |
| FXL0420-3R3-M | 3.30 | 74.0 | 87.0 | 3.30 | 4.00 |
| FXL0420-4R7-M | 4.70 | 92.0 | 105.0 | 2.80 | 3.00 |
| FXL0420-6R8-M | 6.80 | 160.0 | 175.0 | 2.40 | 2.50 |
| FXL0420-100-M | 10.0 | 256.0 | 282.0 | 1.60 | 2.20 |

SPECIFICATIONS

FXL0518 Series

| Part No. | Inductance | DC Resistance | | Heating Rating Current | Saturation Current |
|---------------|-------------------|---------------|-------|------------------------|--------------------|
| | L0 (μH) | DCR (mΩ) | | Idc (A) | Isat (A) |
| | ±20%, 100 KHz, 1V | TYP. | MAX. | TYP. | TYP. |
| FXL0518-R47-M | 0.47 | 7.7 | 9.0 | 10.5 | 15.5 |
| FXL0518-R56-M | 0.56 | 8.0 | 10.0 | 9.5 | 15.0 |
| FXL0518-1R0-M | 1.0 | 15.0 | 17.0 | 8.0 | 9.0 |
| FXL0518-1R5-M | 1.5 | 21.0 | 26.0 | 7.5 | 9.0 |
| FXL0518-2R2-M | 2.2 | 30.0 | 35.0 | 5.0 | 6.5 |
| FXL0518-3R3-M | 3.3 | 52.0 | 58.0 | 4.5 | 5.0 |
| FXL0518-4R7-M | 4.7 | 78.0 | 85.0 | 3.5 | 4.0 |
| FXL0518-6R8-M | 6.8 | 107.0 | 120.0 | 2.8 | 3.4 |
| FXL0518-100-M | 10.0 | 140.0 | 155.0 | 2.5 | 3.0 |

FXL0530 Series

| Part No. | Inductance | DC Resistance | | Heating Rating Current | Saturation Current |
|---------------|--------------------|---------------|-------|------------------------|--------------------|
| | L0 (μH) | DCR (mΩ) | | Idc (A) | Isat (A) |
| | ±20 %, 100 KHz, 1V | TYP. | MAX. | TYP. | TYP. |
| FXL0530-R10-M | 0.10 | 2.40 | 3.0 | 25.0 | 33.0 |
| FXL0530-R20-M | 0.20 | 3.50 | 3.9 | 14.0 | 14.5 |
| FXL0530-R47-M | 0.47 | 7.40 | 8.5 | 11.0 | 12.0 |
| FXL0530-R68-M | 0.68 | 11.0 | 12.0 | 9.00 | 11.5 |
| FXL0530-1R0-M | 1.00 | 13.0 | 14.0 | 8.50 | 11.0 |
| FXL0530-1R2-M | 1.20 | 15.0 | 16.0 | 8.50 | 11.0 |
| FXL0530-1R5-M | 1.50 | 20.0 | 25.0 | 8.20 | 8.50 |
| FXL0530-2R2-M | 2.20 | 25.0 | 29.0 | 7.00 | 7.50 |
| FXL0530-3R3-M | 3.30 | 32.0 | 38.0 | 5.50 | 6.00 |
| FXL0530-4R7-M | 4.70 | 50.0 | 60.0 | 4.50 | 5.00 |
| FXL0530-6R8-M | 6.80 | 75.0 | 90.0 | 3.50 | 4.00 |
| FXL0530-100-M | 10.0 | 110.0 | 125.0 | 3.20 | 3.50 |

SPECIFICATIONS

FXL0618 Series

| Part No. | Inductance | DC Resistance | | Heating Rating Current | Saturation Current |
|---------------|--------------------|---------------|-------|------------------------|--------------------|
| | L0 (μH) | DCR (mΩ) | | Idc (A) | Isat (A) |
| | ±20 %, 100 KHz, 1V | TYP. | MAX. | TYP. | TYP. |
| FXL0618-R47-M | 0.47 | 8.00 | 8.40 | 11.5 | 18.0 |
| FXL0618-R68-M | 0.68 | 10.0 | 12.0 | 9.5 | 17.0 |
| FXL0618-1R0-M | 1.00 | 13.0 | 16.0 | 8.5 | 14.0 |
| FXL0618-1R5-M | 1.50 | 20.0 | 26.0 | 8.0 | 12.0 |
| FXL0618-2R2-M | 2.20 | 28.0 | 35.0 | 7.0 | 8.00 |
| FXL0618-3R3-M | 3.30 | 43.0 | 50.0 | 4.5 | 6.50 |
| FXL0618-4R7-M | 4.70 | 56.0 | 62.0 | 4.0 | 5.00 |
| FXL0618-6R8-M | 6.80 | 101.0 | 110.0 | 3.0 | 4.50 |

FXL0624 Series

| Part No. | Inductance | DC Resistance | | Heating Rating Current | Saturation Current |
|---------------|--------------------|---------------|-------|------------------------|--------------------|
| | L0 (μH) | DCR (mΩ) | | Idc (A) | Isat (A) |
| | ±20 %, 100 KHz, 1V | TYP. | MAX. | TYP. | TYP. |
| FXL0624-R22-M | 0.22 | 2.50 | 3.00 | 21.0 | 34.0 |
| FXL0624-R33-M | 0.33 | 3.50 | 4.10 | 18.0 | 24.5 |
| FXL0624-R47-M | 0.47 | 4.50 | 5.10 | 15.0 | 22.0 |
| FXL0624-R56-M | 0.56 | 5.50 | 6.50 | 13.0 | 17.0 |
| FXL0624-R68-M | 0.68 | 6.20 | 7.00 | 12.0 | 16.0 |
| FXL0624-1R0-M | 1.00 | 11.0 | 13.5 | 9.00 | 16.0 |
| FXL0624-1R5-M | 1.50 | 17.0 | 20.0 | 9.00 | 15.0 |
| FXL0624-2R2-M | 2.20 | 23.0 | 28.0 | 7.00 | 14.0 |
| FXL0624-3R3-M | 3.30 | 31.0 | 39.0 | 5.50 | 10.0 |
| FXL0624-4R7-M | 4.70 | 41.0 | 50.0 | 5.00 | 7.50 |
| FXL0624-6R8-M | 6.80 | 57.0 | 70.0 | 4.00 | 6.00 |
| FXL0624-100-M | 10.0 | 92.0 | 101.0 | 3.10 | 4.00 |
| FXL0624-150-M | 15.0 | 145.0 | 160.0 | 2.50 | 3.30 |

SPECIFICATIONS

FXL0630 Series

| Part No. | Inductance | DC Resistance | | Heating Rating Current | Saturation Current |
|---------------|--------------------|---------------|-------|------------------------|----------------------|
| | L0 (μH) | DCR (mΩ) | | I _{dc} (A) | I _{sat} (A) |
| | ±20 %, 100 KHz, 1V | TYP. | MAX. | TYP. | TYP. |
| FXL0630-R22-M | 0.22 | 2.50 | 3.00 | 24.0 | 34.0 |
| FXL0630-R24-M | 0.24 | 2.60 | 3.10 | 23.0 | 26.0 |
| FXL0630-R33-M | 0.33 | 3.00 | 3.50 | 21.0 | 25.0 |
| FXL0630-R47-M | 0.47 | 3.50 | 4.10 | 18.0 | 20.0 |
| FXL0630-R56-M | 0.56 | 3.90 | 4.50 | 16.5 | 18.0 |
| FXL0630-R68-M | 0.68 | 4.80 | 5.30 | 16.0 | 17.0 |
| FXL0630-R82-M | 0.82 | 5.40 | 6.00 | 14.0 | 16.0 |
| FXL0630-1R0-M | 1.00 | 6.70 | 7.40 | 12.0 | 15.0 |
| FXL0630-1R5-M | 1.50 | 10.6 | 12.1 | 12.0 | 14.0 |
| FXL0630-2R2-M | 2.20 | 13.5 | 15.0 | 9.50 | 10.0 |
| FXL0630-3R3-M | 3.30 | 18.0 | 22.0 | 8.50 | 9.50 |
| FXL0630-4R7-M | 4.70 | 28.0 | 33.0 | 6.00 | 6.50 |
| FXL0630-6R8-M | 6.80 | 42.5 | 48.0 | 5.00 | 6.00 |
| FXL0630-8R2-M | 8.20 | 54.0 | 60.0 | 5.00 | 6.00 |
| FXL0630-100-M | 10.0 | 62.0 | 67.0 | 4.50 | 5.50 |
| FXL0630-150-M | 15.0 | 104.0 | 115.0 | 3.00 | 4.50 |
| FXL0630-220-M | 22.0 | 180.0 | 200.0 | 2.30 | 3.00 |
| FXL0630-330-M | 33.0 | 280.0 | 310.0 | 2.00 | 2.50 |

SPECIFICATIONS

FXL1040 Series

| Part No. | Inductance | DC Resistance | | Heating Rating Current | Saturation Current |
|---------------|--------------------|---------------|-------|------------------------|--------------------|
| | L0 (μH) | DCR (mΩ) | | Idc (A) | Isat (A) |
| | ±20 %, 100 KHz, 1V | TYP. | MAX. | TYP. | TYP. |
| FXL1040-R15-M | 0.15 | 0.50 | 0.65 | 45.0 | 75.0 |
| FXL1040-R22-M | 0.22 | 0.90 | 1.00 | 35.0 | 60.0 |
| FXL1040-R30-M | 0.30 | 0.95 | 1.10 | 35.0 | 50.0 |
| FXL1040-R36-M | 0.36 | 1.05 | 1.20 | 30.0 | 50.0 |
| FXL1040-R47-M | 0.47 | 1.50 | 1.70 | 30.0 | 40.0 |
| FXL1040-R56-M | 0.56 | 1.60 | 1.80 | 25.0 | 33.0 |
| FXL1040-R68-M | 0.68 | 2.10 | 2.40 | 23.0 | 30.0 |
| FXL1040-R80-M | 0.80 | 2.60 | 2.70 | 23.0 | 29.0 |
| FXL1040-1R0-M | 1.00 | 3.00 | 3.30 | 19.0 | 28.0 |
| FXL1040-1R5-M | 1.50 | 3.80 | 4.20 | 16.0 | 26.0 |
| FXL1040-2R2-M | 2.20 | 6.00 | 7.00 | 12.0 | 18.0 |
| FXL1040-3R3-M | 3.30 | 10.0 | 11.8 | 11.0 | 16.0 |
| FXL1040-4R7-M | 4.70 | 17.0 | 20.0 | 9.00 | 15.0 |
| FXL1040-6R8-M | 6.80 | 22.0 | 25.0 | 8.50 | 12.0 |
| FXL1040-8R2-M | 8.20 | 25.0 | 27.0 | 8.00 | 9.00 |
| FXL1040-100-M | 10.0 | 27.0 | 30.0 | 7.80 | 8.50 |
| FXL1040-150-M | 15.0 | 40.0 | 45.0 | 6.50 | 7.00 |
| FXL1040-220-M | 22.0 | 58.0 | 66.0 | 5.00 | 5.50 |
| FXL1040-330-M | 33.0 | 85.0 | 92.0 | 4.40 | 5.00 |
| FXL1040-470-M | 47.0 | 130.0 | 145.0 | 3.30 | 3.50 |
| FXL1040-680-M | 68.0 | 178.0 | 195.0 | 2.50 | 3.00 |

SPECIFICATIONS

FXL1350 Series

| Part No. | Inductance | DC Resistance | | Heating Rating Current | Saturation Current |
|---------------|--------------------|---------------|-------|------------------------|----------------------|
| | L0 (μH) | DCR (mΩ) | | I _{dc} (A) | I _{sat} (A) |
| | ±20 %, 100 KHz, 1V | TYP. | MAX. | TYP. | TYP. |
| FXL1350-R22-M | 0.22 | 0.50 | 0.70 | 50.0 | 75.0 |
| FXL1350-R36-M | 0.36 | 0.74 | 0.85 | 42.0 | 50.0 |
| FXL1330-R50-M | 0.50 | 1.10 | 1.15 | 38.0 | 48.0 |
| FXL1350-R68-M | 0.68 | 1.35 | 1.55 | 33.0 | 46.0 |
| FXL1350-R82-M | 0.82 | 1.45 | 1.67 | 30.0 | 39.0 |
| FXL1350-1R0-M | 1.00 | 1.90 | 2.20 | 26.0 | 35.0 |
| FXL1350-1R5-M | 1.50 | 2.80 | 3.20 | 23.0 | 33.0 |
| FXL1350-2R2-M | 2.20 | 4.00 | 5.00 | 15.0 | 24.0 |
| FXL1350-3R3-M | 3.30 | 5.90 | 7.00 | 14.0 | 22.0 |
| FXL1350-4R7-M | 4.70 | 8.20 | 9.00 | 13.0 | 21.0 |
| FXL1350-6R8-M | 6.80 | 14.5 | 18.0 | 12.0 | 16.0 |
| FXL1350-100-M | 10.0 | 19.0 | 22.0 | 9.00 | 12.0 |
| FXL1350-220-M | 22.0 | 51.0 | 58.0 | 4.50 | 6.50 |
| FXL1350-330-M | 33.0 | 75.0 | 84.0 | 3.50 | 6.00 |
| FXL1350-470-M | 47.0 | 116.0 | 130.0 | 3.00 | 5.00 |

SPECIFICATIONS

FXL1360 Series

| Part No. | Inductance | DC Resistance | | Heating Rating Current | Saturation Current |
|---------------|--------------------|---------------|------|------------------------|----------------------|
| | L0 (μH) | DCR (mΩ) | | I _{dc} (A) | I _{sat} (A) |
| | ±20 %, 100 KHz, 1V | TYP. | MAX. | TYP. | TYP. |
| FXL1360-4R7-M | 4.70 | 8.50 | 9.00 | 20.0 | 24.0 |
| FXL1360-5R6-M | 5.60 | 9.50 | 11.0 | 18.0 | 22.5 |
| FXL1360-8R2-M | 8.20 | 13.6 | 16.0 | 11.0 | 13.5 |
| FXL1360-100-M | 10.0 | 18.0 | 20.7 | 10.0 | 12.5 |
| FXL1360-120-M | 12.0 | 20.0 | 23.0 | 7.00 | 10.0 |
| FXL1360-150-M | 15.0 | 25.0 | 29.0 | 6.00 | 9.00 |
| FXL1360-180-M | 18.0 | 30.0 | 35.0 | 5.00 | 8.00 |
| FXL1360-220-M | 22.0 | 34.0 | 39.5 | 5.00 | 7.50 |
| FXL1360-270-M | 27.0 | 49.0 | 56.0 | 4.00 | 6.50 |
| FXL1360-330-M | 33.0 | 65.0 | 75.0 | 4.00 | 6.00 |
| FXL1360-470-M | 47.0 | 80.0 | 90.0 | 3.50 | 5.50 |
| FXL1360-680-M | 68.0 | 120 | 140 | 3.00 | 4.50 |
| FXL1360-101-M | 100.0 | 180 | 200 | 2.50 | 3.50 |
| FXL1360-121-M | 120.0 | 210 | 235 | 2.30 | 3.20 |
| FXL1360-151-M | 150.0 | 300 | 350 | 2.00 | 2.70 |

X-ON Electronics

Largest Supplier of Electrical and Electronic Components

Click to view similar products for [Fixed Inductors](#) category:

Click to view products by [Changjiang Microelectronics](#) manufacturer:

Other Similar products are found below :

[MLZ1608M6R8WTD25](#) [MLZ1608N6R8LT000](#) [MLZ1608N3R3LTD25](#) [MLZ1608N3R3LT000](#) [MLZ1608N150LT000](#)

[MLZ1608M150WTD25](#) [MLZ1608M3R3WTD25](#) [MLZ1608M3R3WT000](#) [MLZ1608M150WT000](#) [MLZ1608A1R5WT000](#)

[MLZ1608N1R5LT000](#) [B82432C1333K000](#) [PCMB053T-1R0MS](#) [PCMB053T-1R5MS](#) [PCMB104T-1R5MS](#) [CR32NP-100KC](#) [CR32NP-](#)

[151KC](#) [CR32NP-180KC](#) [CR32NP-181KC](#) [CR32NP-1R5MC](#) [CR32NP-390KC](#) [CR32NP-3R9MC](#) [CR32NP-680KC](#) [CR32NP-820KC](#)

[CR32NP-8R2MC](#) [CR43NP-390KC](#) [CR43NP-560KC](#) [CR43NP-680KC](#) [CR54NP-181KC](#) [CR54NP-470LC](#) [CR54NP-820KC](#) [CR54NP-8R5MC](#)

[MGDQ4-00004-P](#) [MGDU1-00016-P](#) [MHL1ECTTP18NJ](#) [MHL1JCTTD12NJ](#) [PE-51506NL](#) [PE-53601NL](#) [PE-53630NL](#) [PE-53824SNLT](#) [PE-](#)

[62892NL](#) [PE-92100NL](#) [PG0434.801NLT](#) [PG0936.113NLT](#) [PM06-2N7](#) [PM06-39NJ](#) [HC2LP-R47-R](#) [HC2-R47-R](#) [HC3-2R2-R](#) [HC8-1R2-R](#)