


Features/Benefits

- **D*Sub Connector Type**
- **Contacts installed in factory**
- **Multiple contacts configuration: solder cup 90° bent and straight PCB contact**
- **From 15 to 104 ways**

Typical Applications

- **Payloads PCB**
- **Launchers**
- **PCB Test**



Connectors with solder type termination contacts size 22 inserted into two-piece insulators.

Termination types available:

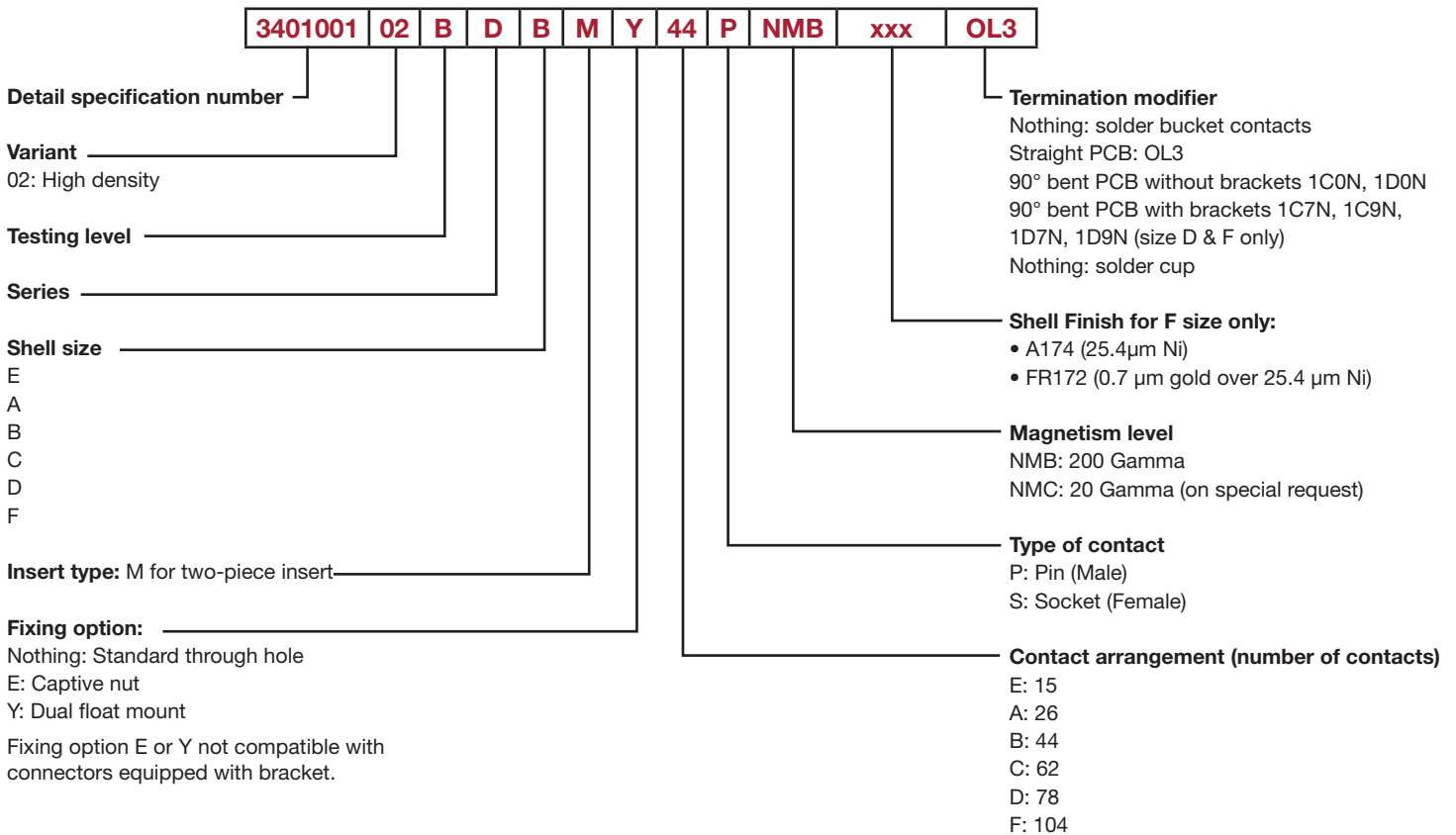
- Solder cup
- Straight PCB solder terminations
- 90° bent PCB solder terminations

Packaging unit: 1 piece (plastic bag)

Dust cap supplied with each connector, only for quality level ESA/ESCC

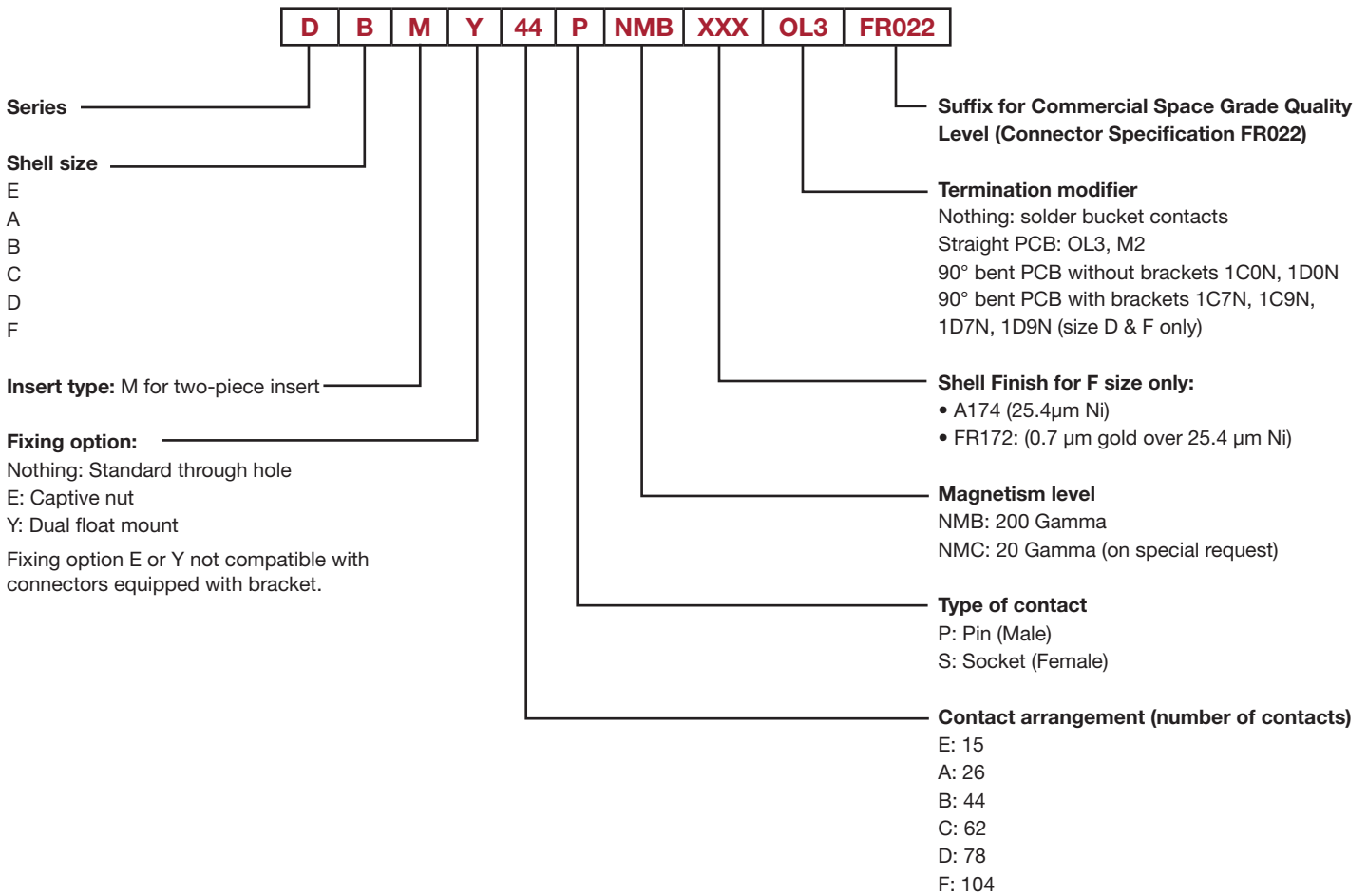
Solder bucket: accepted wire sizes: insulated AWG 22, 24, 26 and 28

How to order – ESA/ESCC Quality Level



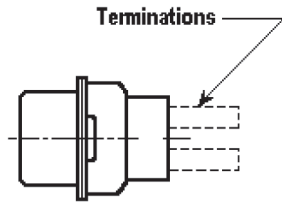
3401-001 D*M High Density

How to order – FR022 Quality Level



3401-001 D*M High Density

Specific Dimensions



Termination Types:

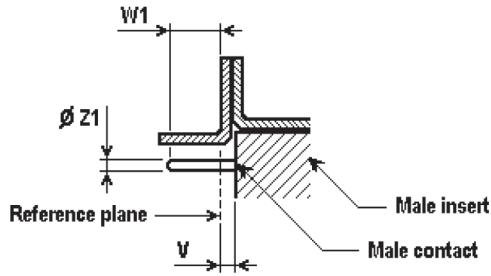
Solder Bucket

Straight PCB Solder

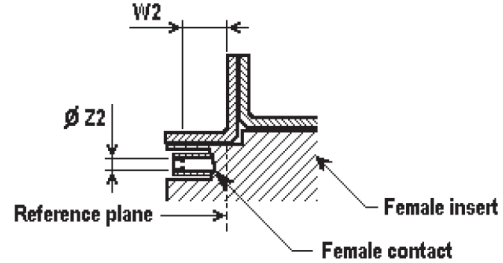
90° Bent PCB Solder / Without Bracket

90° Bent PCB Solder / With Monobloc Brackets

Male Connector



Female Connector



Ø Z2: to accommodate a 0,75 (.0295) / 0,77 (.0305) diameter pin

Shell Size	V max	W1 min (Full pin diameter)	W1 max (Full pin length)	Ø Z1 min	Ø Z1 max	W2 min (Square ended pin)
E	0,40 (.016)	4,43 (.174)	5,45 (.215)	0,75 (.0295)	0,77 (.0305)	3,63 (.143)
A	0,40 (.016)	4,43 (.174)	5,45 (.215)	0,75 (.0295)	0,77 (.0305)	3,63 (.143)
B	0,60 (.024)	4,33 (.170)	5,45 (.215)	0,75 (.0295)	0,77 (.0305)	3,63 (.143)
C	0,60 (.024)	4,33 (.170)	5,45 (.215)	0,75 (.0295)	0,77 (.0305)	3,63 (.143)
D	0,60 (.024)	4,33 (.170)	5,45 (.215)	0,75 (.0295)	0,77 (.0305)	3,63 (.143)
F	0,60 (.024)	4,33 (.170)	5,45 (.215)	0,75 (.0295)	0,77 (.0305)	3,63 (.143)

Weights

Max Weight (grams) without contacts or accessories	Shell Size	Male	Female
For the total connector weight, add the weight of the contacts and of the eventual accessories.*	E	5,2	6,0
	A	7,4	8,0
	B	11,0	12,0
	C	15,6	17,0
	D	18,2	20,0
	F	23,0	25,0

* For the weight of the contacts, refer to the tables on the following pages.

For dual-float amount (Y) weight (if applicable), added 0,60 grams

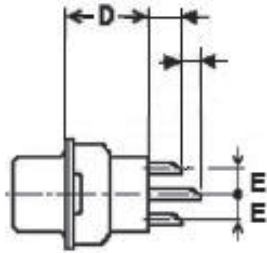
For captive-nut, (E) weight (if applicable), added 0,65 grams

3401-001 D*M High Density

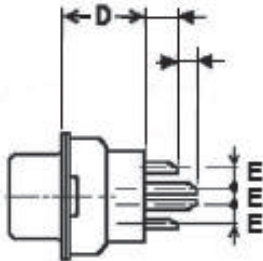
Solder Bucket Terminations:

Specific Dimensions

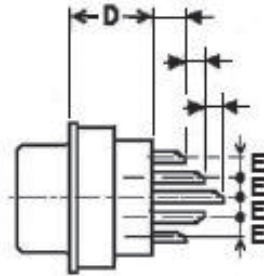
Sizes E, A, B, C



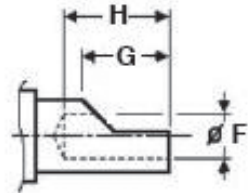
Size D



Size F



Termination



Contacts	Shell Size	D Max	E Typical	ØF + 0,03 (.0012)	G ± 0,55 (.022)	H min	J ± 0,3 (.012)	K ± 0,1 (.004)	Pitch between contacts
Male	E	11,21 (.441)	1,98 (.078)	0,90 (.035)	1,95 (.077)	2,40 (.094)	2,80 (.110)	2,00 (.079)	2,29 (.090)
	A	11,21 (.441)	1,98 (.078)	0,90 (.035)	1,95 (.077)	2,40 (.094)	2,80 (.110)	2,00 (.079)	2,29 (.090)
	B	11,41 (.449)	1,98 (.078)	0,90 (.035)	1,95 (.077)	2,40 (.094)	2,80 (.110)	2,00 (.079)	2,29 (.090)
	C	11,41 (.449)	1,98 (.078)	0,90 (.035)	1,95 (.077)	2,40 (.094)	2,80 (.110)	2,00 (.079)	2,41 (.095)
	D	11,41 (.449)	2,08 (.082)	0,90 (.035)	1,95 (.077)	2,40 (.094)	2,80 (.110)	2,00 (.079)	2,41 (.095)
Female	E	11,21 (.441)	1,98 (.078)	0,90 (.035)	1,95 (.077)	2,40 (.094)	2,80 (.110)	2,00 (.079)	2,29 (.090)
	A	11,21 (.441)	1,98 (.078)	0,90 (.035)	1,95 (.077)	2,40 (.094)	2,80 (.110)	2,00 (.079)	2,29 (.090)
	B	11,21 (.441)	1,98 (.078)	0,90 (.035)	1,95 (.077)	2,40 (.094)	2,80 (.110)	2,00 (.079)	2,29 (.090)
	C	11,21 (.441)	1,98 (.078)	0,90 (.035)	1,95 (.077)	2,40 (.094)	2,80 (.110)	2,00 (.079)	2,41 (.095)
	D	11,21 (.441)	2,08 (.082)	0,90 (.035)	1,95 (.077)	2,40 (.094)	2,80 (.110)	2,00 (.079)	2,41 (.095)
	D	11,21 (.441)	2,08 (.082)	0,90 (.035)	1,95 (.077)	2,40 (.094)	2,80 (.110)	2,00 (.079)	2,41 (.095)

Termination Modifier: Nothing

Weights

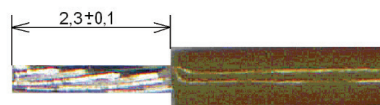
	Shell Size	Male Contact	Female Contact
Max Weight (grams) per contact		0,14 / 0,16 / 0,18	0,19 / 0,21 / 0,23
Max Weight (grams) of all contacts per size	E	2,20	2,95
	A	3,82	5,12
	B	6,46	8,66
	C	9,10	12,20
	D	11,70	15,60
	F	16,24	21,44

Recommended instruction for wire stripping:

Cut wires to length and strip insulation per illustration.
Check for broken or frayed wires.

Accepted wires sizes: insulated AWG 22, AWG 24, AWG 26.
(AWG 28 possible but not approved by ESA)

Recommended wire trim length



Dimensions are shown in mm (inch)
Dimensions subject to change



3401-001 D*M High Density

Cross references

Solder bucket

Standard

Description ESA/ESCC		Part Number
340100102B	DEM 15P NMB	C115371-6850
340100102B	DEM 15S NMB	C115371-6851
340100102B	DAM 26P NMB	C115371-6852
340100102B	DAM 26S NMB	C115371-6853
340100102B	DBM 44P NMB	C115371-6854
340100102B	DBM 44S NMB	C115371-6855
340100102B	DCM 62P NMB	C115371-6856
340100102B	DCM 62S NMB	C115371-6857
340100102B	DDM 78P NMB	C115371-6858
340100102B	DDM 78S NMB	C115371-6859
340100102B	DFM 104P NMB-FR172	C115371-6842
340100102B	DFM 104S NMB-FR172	C115371-6843
340100102B	DFM 104P NMB-A174	C115371-6846
340100102B	DFM 104S NMB-A174	C115371-6847

Description FR022		Part Number
DEM 15P NMB-FR022		C115371-4740
DEM 15S NMB-FR022		C115371-4741
DAM 26P NMB-FR022		C115371-4742
DAM 26S NMB-FR022		C115371-4743
DBM 44P NMB-FR022		C115371-4744
DBM 44S NMB-FR022		C115371-4745
DCM 62P NMB-FR022		C115371-4746
DCM 62S NMB-FR022		C115371-4747
DDM 78P NMB-FR022		C115371-4748
DDM 78S NMB-FR022		C115371-4749
DFM 104P NMB-FR172-FR022		C115371-4730
DFM 104S NMB-FR172-FR022		C115371-4731
DFM 104P NMB-A174-FR022		C115371-4734
DFM 104S NMB-A174-FR022		C115371-4735

Option Y

Description ESA/ESCC		Part Number
340100102B	DEMY 15P NMB	C115371-6860
340100102B	DEMY 15S NMB	C115371-6861
340100102B	DAMY 26P NMB	C115371-6862
340100102B	DAMY 26S NMB	C115371-6863
340100102B	DBMY 44P NMB	C115371-6864
340100102B	DBMY 44S NMB	C115371-6865
340100102B	DCMY 62P NMB	C115371-6866
340100102B	DCMY 62S NMB	C115371-6867
340100102B	DDMY 78P NMB	C115371-6868
340100102B	DDMY 78S NMB	C115371-6869
340100102B	DFMY 104P NMB-FR172	C115371-6844
340100102B	DFMY 104S NMB-FR172	C115371-6845
340100102B	DFMY 104P NMB-A174	C115371-6848
340100102B	DFMY 104S NMB-A174	C115371-6849

Description FR022		Part Number
DEMY 15P NMB-FR022		C115371-4780
DEMY 15S NMB-FR022		C115371-4781
DAMY 26P NMB-FR022		C115371-4782
DAMY 26S NMB-FR022		C115371-4783
DBMY 44P NMB-FR022		C115371-4784
DBMY 44S NMB-FR022		C115371-4785
DCMY 62P NMB-FR022		C115371-4786
DCMY 62S NMB-FR022		C115371-4787
DDMY 78P NMB-FR022		C115371-4788
DDMY 78S NMB-FR022		C115371-4789
DFMY 104P NMB-FR172-FR022		C115371-4732
DFMY 104S NMB-FR172-FR022		C115371-4733
DFMY 104P NMB-A174-FR022		C115371-4736
DFMY 104S NMB-A174-FR022		C115371-4737

Option E

Description ESA/ESCC		Part Number
340100102B	DEME 15P NMB	C115371-6870
340100102B	DEME 15S NMB	C115371-6871
340100102B	DAME 26P NMB	C115371-6872
340100102B	DAME 26S NMB	C115371-6873
340100102B	DBME 44P NMB	C115371-6874
340100102B	DBME 44S NMB	C115371-6875
340100102B	DCME 62P NMB	C115371-6876
340100102B	DCME 62S NMB	C115371-6877
340100102B	DDME 78P NMB	C115371-6878
340100102B	DDME 78S NMB	C115371-6879
340100102B	DFME 104P NMB-FR172	C115331-9000
340100102B	DFME 104S NMB-FR172	C115331-9001
340100102B	DFME 104P NMB-A174	C115331-9002
340100102B	DFME 104S NMB-A174	C115331-9003

Description FR022		Part Number
DEME 15P NMB-FR022		C115371-4790
DEME 15S NMB-FR022		C115371-4791
DAME 26P NMB-FR022		C115371-4792
DAME 26S NMB-FR022		C115371-4793
DBME 44P NMB-FR022		C115371-4794
DBME 44S NMB-FR022		C115371-4795
DCME 62P NMB-FR022		C115371-4796
DCME 62S NMB-FR022		C115371-4797
DDME 78P NMB-FR022		C115371-4798
DDME 78S NMB-FR022		C115371-4799
DFME 104P NMB-FR172-FR022		C115371-4975
DFME 104S NMB-FR172-FR022		C115371-4976
DFME 104P NMB-A174-FR022		C115371-4977
DFME 104S NMB-A174-FR022		C115371-4978



Dimensions are shown in mm (inch)
Dimensions subject to change

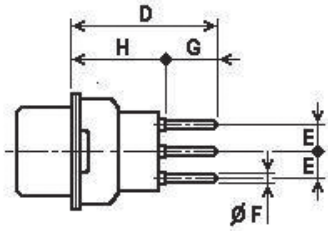
3401-001 D*M High Density

Straight PCB solder Terminations

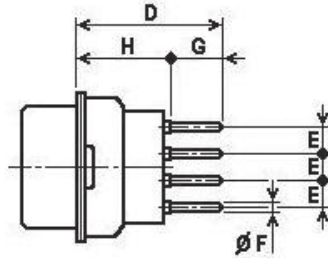
Specific Dimensions

Termination Modifier	ØF ± 0,07 (.003)	G
OL3	0,57 (.022)	4,70 (.185) ± 0,1 (.004)
M2*	0,51 (.020)	4,00 (.157) ± 0,5 (.020)

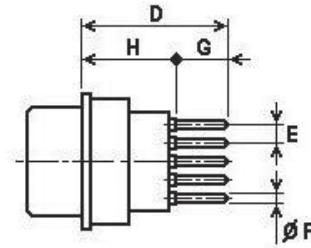
*Available only on FR002



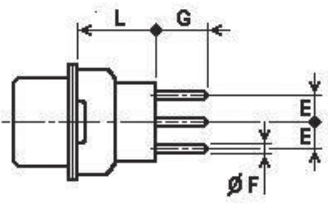
OL3 / Sizes E, A, B, C



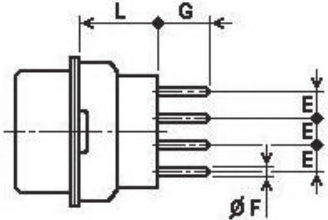
OL3 / Size D



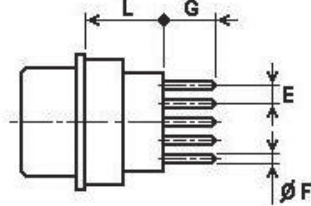
OL3 / Size F



M2 / Sizes E, A, B, C



M2 / Size D



M2 / Size F

Contacts	Shell Size	D max	H max	L max	E Typical	Pitch between contacts
Male	E	16,01 (.630)	11,21 (.441)	9,53 (.375)	1,98 (.078)	2,29 (.090)
	A	16,01 (.630)	11,21 (.441)	9,53 (.375)	1,98 (.078)	2,29 (.090)
	B	16,21 (.638)	11,41 (.449)	9,53 (.375)	1,98 (.078)	2,29 (.090)
	C	16,21 (.638)	11,41 (.449)	9,53 (.375)	1,98 (.078)	2,41 (.095)
	D	16,21 (.638)	11,41 (.449)	9,53 (.375)	2,08 (.082)	2,41 (.095)
	F	16,21 (.638)	11,41 (.449)	9,53 (.375)	2,08 (.082)	2,41 (.095)
Female	E	16,17 (.637)	11,37 (.448)	9,53 (.375)	1,98 (.078)	2,29 (.090)
	A	16,17 (.637)	11,37 (.448)	9,53 (.375)	1,98 (.078)	2,29 (.090)
	B	16,17 (.637)	11,37 (.448)	9,53 (.375)	1,98 (.078)	2,29 (.090)
	C	16,17 (.637)	11,37 (.448)	9,53 (.375)	1,98 (.078)	2,41 (.095)
	D	16,17 (.637)	11,37 (.448)	9,53 (.375)	2,08 (.082)	2,41 (.095)
	F	16,17 (.637)	11,37 (.448)	9,53 (.375)	2,08 (.082)	2,41 (.095)

Termination Modifier: OL3, M2; For other termination modifier, consult factory

Weights

	Shell Size	Male Contact	Female Contact
Max Weight (grams) per contact		0,14	0,19
Max Weight (grams) of all contacts per size	E	2,10	2,85
	A	3,64	4,94
	B	6,16	8,36
	C	8,68	11,78
	D	10,92	14,82
	F	14,56	19,76



Dimensions are shown in mm (inch)
Dimensions subject to change

3401-001 D*M High Density

Cross references

Straight PCB

Standard

Description ESA/ESCC	Part Number
340100102B DEM 15P NMB OL3	C115371-6600
340100102B DEM 15S NMB OL3	C115371-6601
340100102B DAM 26P NMB OL3	C115371-6602
340100102B DAM 26S NMB OL3	C115371-6603
340100102B DBM 44P NMB OL3	C115371-6604
340100102B DBM 44S NMB OL3	C115371-6605
340100102B DCM 62P NMB OL3	C115371-6606
340100102B DCM 62S NMB OL3	C115371-6607
340100102B DDM 78P NMB OL3	C115371-6608
340100102B DDM 78S NMB OL3	C115371-6609
340100102B DFM 104P NMB OL3-FR172	C115371-6680
340100102B DFM 104S NMB OL3-FR172	C115371-6681
340100102B DFM 104P NMB OL3-A174	C115371-6688
340100102B DFM 104S NMB OL3-A174	C115371-6689

Description FR022	Part Number
DEM 15P NMB OL3-FR022	C115371-4600
DEM 15S NMB OL3-FR022	C115371-4601
DAM 26P NMB OL3-FR022	C115371-4602
DAM 26S NMB OL3-FR022	C115371-4603
DBM 44P NMB OL3-FR022	C115371-4604
DBM 44S NMB OL3-FR022	C115371-4605
DCM 62P NMB OL3-FR022	C115371-4606
DCM 62S NMB OL3-FR022	C115371-4607
DDM 78P NMB OL3-FR022	C115371-4608
DDM 78S NMB OL3-FR022	C115371-4609
DFM 104P NMB OL3-FR172-FR022	C115371-4710
DFM 104S NMB OL3-FR172-FR022	C115371-4711
DFM 104P NMB OL3-A174-FR022	C115371-4720
DFM 104S NMB OL3-A174-FR022	C115371-4721
DEM 15P NMB M2-FR022	C115371-4750
DEM 15S NMB M2-FR022	C115371-4751
DAM 26P NMB M2-FR022	C115371-4752
DAM 26S NMB M2-FR022	C115371-4753
DBM 44P NMB M2-FR022	C115371-4754
DBM 44S NMB M2-FR022	C115371-4755
DCM 62P NMB M2-FR022	C115371-4756
DCM 62S NMB M2-FR022	C115371-4757
DDM 78P NMB M2-FR022	C115371-4758
DDM 78S NMB M2-FR022	C115371-4759
DFM 104P NMB M2-FR172-FR022	C115371-4714
DFM 104S NMB M2-FR172-FR022	C115371-4715
DFM 104P NMB M2-A174-FR022	C115371-4724
DFM 104S NMB M2-A174-FR022	C115371-4725

3401-001 D*M High Density

Cross references

Straight PCB

Option Y

Description ESA/ESCC	Part Number
340100102B DEMY 15P NMB OL3	C115371-6610
340100102B DEMY 15S NMB OL3	C115371-6611
340100102B DAMY 26P NMB OL3	C115371-6612
340100102B DAMY 26S NMB OL3	C115371-6613
340100102B DBMY 44P NMB OL3	C115371-6614
340100102B DBMY 44S NMB OL3	C115371-6615
340100102B DCMY 62P NMB OL3	C115371-6616
340100102B DCMY 62S NMB OL3	C115371-6617
340100102B DDMY 78P NMB OL3	C115371-6618
340100102B DDMY 78S NMB OL3	C115371-6619
340100102B DFMY 104P NMB OL3-FR172	C115371-6682
340100102B DFMY 104S NMB OL3-FR172	C115371-6683
340100102B DFMY 104P NMB OL3-A174	C115371-6690
340100102B DFMY 104S NMB OL3-A174	C115371-6691

Description FR022	Part Number
DEMY 15P NMB OL3-FR022	C115371-4610
DEMY 15S NMB OL3-FR022	C115371-4611
DAMY 26P NMB OL3-FR022	C115371-4612
DAMY 26S NMB OL3-FR022	C115371-4613
DBMY 44P NMB OL3-FR022	C115371-4614
DBMY 44S NMB OL3-FR022	C115371-4615
DCMY 62P NMB OL3-FR022	C115371-4616
DCMY 62S NMB OL3-FR022	C115371-4617
DDMY 78P NMB OL3-FR022	C115371-4618
DDMY 78S NMB OL3-FR022	C115371-4619
DFMY 104P NMB OL3-FR172-FR022	C115371-4712
DFMY 104S NMB OL3-FR172-FR022	C115371-4713
DFMY 104P NMB OL3-A174-FR022	C115371-4722
DFMY 104S NMB OL3-A174-FR022	C115371-4723
DEMY 15P NMB M2-FR022	C115371-4760
DEMY 15S NMB M2-FR022	C115371-4761
DAMY 26P NMB M2-FR022	C115371-4762
DAMY 26S NMB M2-FR022	C115371-4763
DBMY 44P NMB M2-FR022	C115371-4764
DBMY 44S NMB M2-FR022	C115371-4765
DCMY 62P NMB M2-FR022	C115371-4766
DCMY 62S NMB M2-FR022	C115371-4767
DDMY 78P NMB M2-FR022	C115371-4768
DDMY 78S NMB M2-FR022	C115371-4769
DFMY 104P NMB M2-FR172-FR022	C115371-4716
DFMY 104S NMB M2-FR172-FR022	C115371-4717
DFMY 104P NMB M2-A174-FR022	C115371-4726
DFMY 104S NMB M2-A174-FR022	C115371-4727



Dimensions are shown in mm (inch)
Dimensions subject to change

Cross references

Straight PCB

Option E

Description ESA/ESCC	Part Number
340100102B DEME 15P NMB OL3	C115371-6620
340100102B DEME 15S NMB OL3	C115371-6621
340100102B DAME 26P NMB OL3	C115371-6622
340100102B DAME 26S NMB OL3	C115371-6623
340100102B DBME 44P NMB OL3	C115371-6624
340100102B DBME 44S NMB OL3	C115371-6625
340100102B DCME 62P NMB OL3	C115371-6627
340100102B DCME 62S NMB OL3	C115371-6626
340100102B DDME 78P NMB OL3	C115371-6628
340100102B DDME 78S NMB OL3	C115371-6629
340100102B DFME 104P NMB M2-FR172	C115331-9006
340100102B DFME 104S NMB M2-FR172	C115331-9007
340100102B DFME 104P NMB OL3-A174	C115331-9008
340100102B DFME 104S NMB OL3-A174	C115331-9009

Description FR022	Part Number
DEME 15P NMB OL3-FR022	C115371-4620
DEME 15S NMB OL3-FR022	C115371-4621
DAME 26P NMB OL3-FR022	C115371-4622
DAME 26S NMB OL3-FR022	C115371-4623
DBME 44P NMB OL3-FR022	C115371-4624
DBME 44S NMB OL3-FR022	C115371-4625
DCME 62P NMB OL3-FR022	C115371-4626
DCME 62S NMB OL3-FR022	C115371-4627
DDME 78P NMB OL3-FR022	C115371-4628
DDME 78S NMB OL3-FR022	C115371-4629
DFME 104P NMB OL3-FR172-FR022	C115371-4979
DFME 104S NMB OL3-FR172-FR022	C115371-4980
DFME 104P NMB OL3-A174-FR022	C115371-4983
DFME 104S NMB OL3-A174-FR022	C115371-4984
DEME 15P NMB M2-FR022	C115371-4770
DEME 15S NMB M2-FR022	C115371-4771
DAME 26P NMB M2-FR022	C115371-4772
DAME 26S NMB M2-FR022	C115371-4773
DBME 44P NMB M2-FR022	C115371-4774
DBME 44S NMB M2-FR022	C115371-4775
DCME 62P NMB M2-FR022	C115371-4776
DCME 62S NMB M2-FR022	C115371-4777
DDME 78P NMB M2-FR022	C115371-4778
DDME 78S NMB M2-FR022	C115371-4779
DFME 104P NMB M2-FR172-FR022	C115371-4981
DFME 104S NMB M2-FR172-FR022	C115371-4982
DFME 104P NMB M2-A174-FR022	C115371-4985
DFME 104S NMB M2-A174-FR022	C115371-4986

3401-001 D*M High Density

90° Bent PCB solder Terminations / Without Brackets / European Footprint

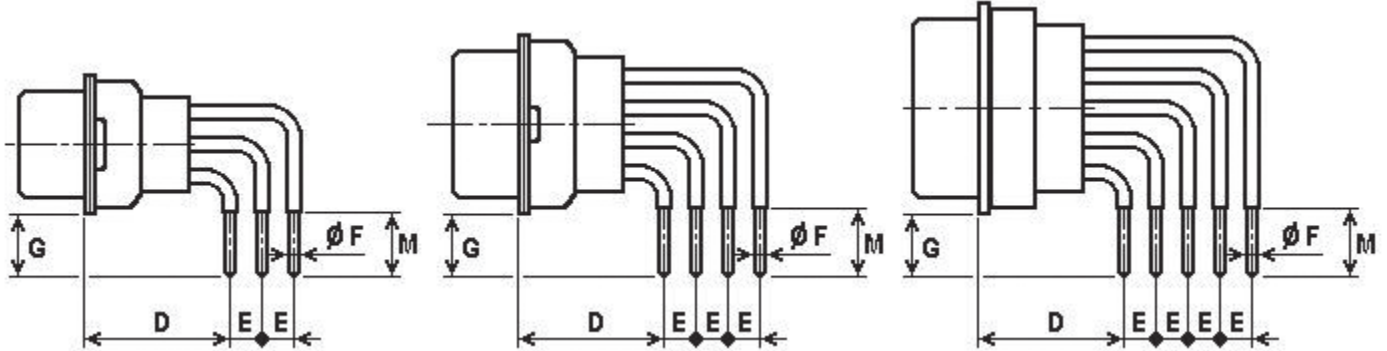
Specific Dimensions

Termination Modifier	ØF ±0,07 (.003)	E Typical
1CON	0,57 (.022)	1,98 (.078)
1DON	0,57 (.022)	2,08 (.082)

Sizes E, A, B, C (1 CON)

Size D (1 DON)

Size F (1 DON)



Contacts	Shell Size	D min	D max	G ± 0,30 (.012)	M min	Pitch between contacts
Male	E	11,98 (.472)	12,48 (.491)	5,00 (.197)	5,30 (.209)	2,29 (.090)
	A	11,98 (.472)	12,48 (.491)	5,00 (.197)	5,30 (.209)	2,29 (.090)
	B	12,18 (.480)	12,68 (.499)	5,00 (.197)	5,30 (.209)	2,29 (.090)
	C	12,18 (.480)	12,68 (.499)	5,00 (.197)	5,30 (.209)	2,41 (.095)
	D	12,18 (.480)	12,68 (.499)	5,00 (.197)	5,30 (.209)	2,41 (.095)
	F	11,98 (.472)	12,68 (.499)	5,00 (.197)	5,30 (.209)	2,41 (.095)
Female	E	11,98 (.472)	12,48 (.491)	5,00 (.197)	5,30 (.209)	2,29 (.090)
	A	11,98 (.472)	12,48 (.491)	5,00 (.197)	5,30 (.209)	2,29 (.090)
	B	11,98 (.472)	12,48 (.491)	5,00 (.197)	5,30 (.209)	2,29 (.090)
	C	11,98 (.472)	12,48 (.491)	5,00 (.197)	5,30 (.209)	2,41 (.095)
	D	11,98 (.472)	12,48 (.491)	5,00 (.197)	5,30 (.209)	2,41 (.095)
	F	11,98 (.472)	12,68 (.499)	5,00 (.197)	5,30 (.209)	2,41 (.095)

Termination Modifier: 1CON, 1DON

For other termination modifier, consult factory

Weights

	Shell Size	Male Contact	Female Contact
Max Weight (grams) per contact		0,16 / 0,18 / 0,20 / 0,22 / 0,24	0,21 / 0,23 / 0,25 / 0,27 / 0,29
Max Weight (grams) of all contacts per size	E	2,70	3,45
	A	4,70	6,00
	B	7,94	10,14
	C	11,18	14,28
	D	14,84	18,74
	F	20,84	26,04

Cross references

90° bent PCB (without brackets)

Standard

Description ESA/ESCC		Part Number
340100102B	DEM 15P NMB 1CON	C115371-6630
340100102B	DEM 15S NMB 1CON	C115371-6631
340100102B	DAM 26P NMB 1CON	C115371-6632
340100102B	DAM 26S NMB 1CON	C115371-6633
340100102B	DBM 44P NMB 1CON	C115371-6634
340100102B	DBM 44S NMB 1CON	C115371-6635
340100102B	DCM 62P NMB 1CON	C115371-6636
340100102B	DCM 62S NMB 1CON	C115371-6637
340100102B	DDM 78P NMB 1DON	C115371-6638
340100102B	DDM 78S NMB 1DON	C115371-6639
340100102B	DFM 104P NMB 1DON-FR172	C115371-6890
340100102B	DFM 104S NMB 1DON-FR172	C115371-6891
340100102B	DFM 104P NMB 1DON-A174	C115371-6894
340100102B	DFM 104S NMB 1DON-A174	C115371-6895

Description FR022		Part Number
DEM 15P NMB 1CON-FR022		C115371-4630
DEM 15S NMB 1CON-FR022		C115371-4631
DAM 26P NMB 1CON-FR022		C115371-4632
DAM 26S NMB 1CON-FR022		C115371-4633
DBM 44P NMB 1CON-FR022		C115371-4634
DBM 44S NMB 1CON-FR022		C115371-4635
DCM 62P NMB 1CON-FR022		C115371-4636
DCM 62S NMB 1CON-FR022		C115371-4637
DDM 78P NMB 1DON-FR022		C115371-4638
DDM 78S NMB 1DON-FR022		C115371-4639
DFM 104P NMB 1DON-FR172-FR022		C115371-4900
DFM 104S NMB 1DON-FR172-FR022		C115371-4901
DFM 104P NMB 1DON-A174-FR022		C115371-4904
DFM 104S NMB 1DON-A174-FR022		C115371-4905

Option Y

Description ESA/ESCC		Part Number
340100102B	DEMY 15P NMB 1CON	C115371-6640
340100102B	DEMY 15S NMB 1CON	C115371-6641
340100102B	DAMY 26P NMB 1CON	C115371-6642
340100102B	DAMY 26S NMB 1CON	C115371-6643
340100102B	DBMY 44P NMB 1CON	C115371-6644
340100102B	DBMY 44S NMB 1CON	C115371-6645
340100102B	DCMY 62P NMB 1CON	C115371-6646
340100102B	DCMY 62S NMB 1CON	C115371-6647
340100102B	DDMY 78P NMB 1DON	C115371-6648
340100102B	DDMY 78S NMB 1DON	C115371-6649
340100102B	DFMY 104P NMB 1DON-FR172	C115371-6892
340100102B	DFMY 104S NMB 1DON-FR172	C115371-6893
340100102B	DFMY 104P NMB 1DON-A174	C115371-6896
340100102B	DFMY 104S NMB 1DON-A174	C115371-6897

Description FR022		Part Number
DEMY 15P NMB 1CON-FR022		C115371-4640
DEMY 15S NMB 1CON-FR022		C115371-4641
DAMY 26P NMB 1CON-FR022		C115371-4642
DAMY 26S NMB 1CON-FR022		C115371-4643
DBMY 44P NMB 1CON-FR022		C115371-4644
DBMY 44S NMB 1CON-FR022		C115371-4645
DCMY 62P NMB 1CON-FR022		C115371-4646
DCMY 62S NMB 1CON-FR022		C115371-4647
DDMY 78P NMB 1DON-FR022		C115371-4648
DDMY 78S NMB 1DON-FR022		C115371-4649
DFMY 104P NMB 1DON-FR172-FR022		C115371-4902
DFMY 104S NMB 1DON-FR172-FR022		C115371-4903
DFMY 104P NMB 1DON-A174-FR022		C115371-4906
DFMY 104S NMB 1DON-A174-FR022		C115371-4907

Option E

Description ESA/ESCC		Part Number
340100102B	DEME 15P NMB 1CON	C115371-6650
340100102B	DEME 15S NMB 1CON	C115371-6651
340100102B	DAME 26P NMB 1CON	C115371-6652
340100102B	DAME 26S NMB 1CON	C115371-6653
340100102B	DBME 44P NMB 1CON	C115371-6654
340100102B	DBME 44S NMB 1CON	C115371-6655
340100102B	DCME 62P NMB 1CON	C115371-6656
340100102B	DCME 62S NMB 1CON	C115371-6657
340100102B	DDME 78P NMB 1DON	C115371-6658
340100102B	DDME 78S NMB 1DON	C115371-6659
340100102B	DFME 104P NMB 1DON-FR172	C115331-9012
340100102B	DFME 104S NMB 1DON-FR172	C115331-9013
340100102B	DFME 104P NMB 1DON-A174	C115331-9014
340100102B	DFME 104S NMB 1DON-A174	C115331-9015

Description FR022		Part Number
DEME 15P NMB 1CON-FR022		C115371-4650
DEME 15S NMB 1CON-FR022		C115371-4651
DAME 26P NMB 1CON-FR022		C115371-4652
DAME 26S NMB 1CON-FR022		C115371-4653
DBME 44P NMB 1CON-FR022		C115371-4654
DBME 44S NMB 1CON-FR022		C115371-4655
DCME 62P NMB 1CON-FR022		C115371-4656
DCME 62S NMB 1CON-FR022		C115371-4657
DDME 78P NMB 1DON-FR022		C115371-4658
DDME 78S NMB 1DON-FR022		C115371-4659
DFME 104P NMB 1DON-FR172-FR022		C115371-4987
DFME 104S NMB 1DON-FR172-FR022		C115371-4988
DFME 104P NMB 1DON-A174-FR022		C115371-4989
DFME 104S NMB 1DON-A174-FR022		C115371-4990

3401-001 D*M High Density

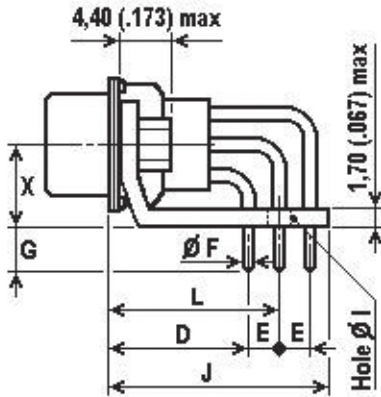
90° Bent PCB solder Terminations / With Brackets / European Footprint

Specific Dimensions

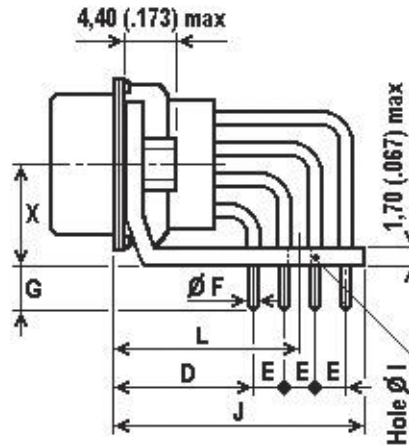
Termination Modifier	ØF ±0,07 (.003)	E Typical
1C7N/1C9N	0,57 (.022)	1,98 (.078)
1D7N/1D9N	0,57 (.022)	2,08 (.082)

2 pieces metal brackets:
 "7N": fixed with captive nuts 4-40 UNC-2B
 "9N": fixed with captive nuts M3
 Oval hole Ø I: 3,22 (.127) ± 0,10 (.004)
 x 4,90 (.193) ± 0,10 (.004)

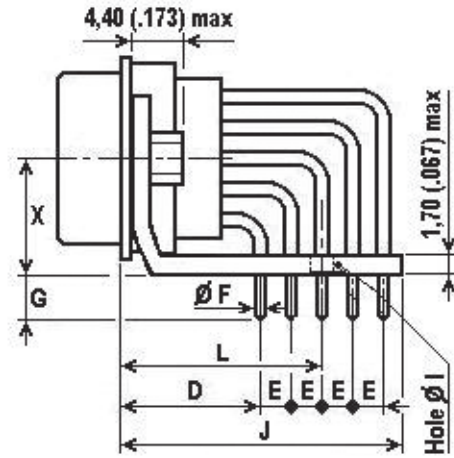
Sizes E,A,B,C (1C7N, 1C9N)



Size D (1D7N, 1D9N)



Size F (1D7N, 1D9N)



Contacts	Shell Size	D min	D max	G ± 0,40 (.016)	J max	L Typical	X ± 0,10 (.004)	Pitch between contacts
Male	E	11,98 (.472)	12,48 (.491)	4,00 (.157)	18,30 (.720)	14,21 (.559)	7,35 (.289)	2,29 (.090)
	A	11,98 (.472)	12,48 (.491)	4,00 (.157)	18,30 (.720)	14,21 (.559)	7,35 (.289)	2,29 (.090)
	B	12,18 (.480)	12,68 (.499)	4,00 (.157)	18,50 (.728)	14,41 (.567)	7,35 (.289)	2,29 (.090)
	C	12,18 (.480)	12,68 (.499)	4,00 (.157)	18,50 (.728)	14,41 (.567)	7,35 (.289)	2,41 (.095)
	D	12,18 (.480)	12,68 (.499)	4,00 (.157)	20,70 (.815)	15,55 (.612)	8,70 (.343)	2,41 (.095)
	F	11,98 (.472)	12,68 (.499)	4,00 (.157)	23,38 (.920)	16,49 (.649)	8,70 (.343)	2,41 (.095)
Female	E	11,98 (.472)	12,48 (.491)	4,00 (.157)	18,30 (.720)	14,21 (.559)	7,35 (.289)	2,29 (.090)
	A	11,98 (.472)	12,48 (.491)	4,00 (.157)	18,30 (.720)	14,21 (.559)	7,35 (.289)	2,29 (.090)
	B	11,98 (.472)	12,48 (.491)	4,00 (.157)	18,30 (.720)	14,21 (.559)	7,35 (.289)	2,29 (.090)
	C	11,98 (.472)	12,48 (.491)	4,00 (.157)	18,30 (.720)	14,21 (.559)	7,35 (.289)	2,41 (.095)
	D	11,98 (.472)	12,48 (.491)	4,00 (.157)	20,50 (.807)	15,35 (.604)	8,70 (.343)	2,41 (.095)
	F	11,98 (.472)	12,48 (.491)	4,00 (.157)	23,38 (.920)	16,49 (.649)	8,70 (.343)	2,41 (.095)

Termination Modifier: 1C7N, 1D7N, 1C9N, 1D9N
 For other termination modifier, consult factory

Weights

	Shell Size	Male Contact	Female Contact
Max Weight (grams) per contact		0,16 / 0,18 / 0,20 / 0,22 / 0,24	0,21 / 0,23 / 0,25 / 0,27 / 0,29
Max Weight (grams) of all contacts per size	E	2,70	3,45
	A	4,70	6,00
	B	7,94	10,14
	C	11,18	14,28
	D	14,84	18,74
	F	20,84	26,04
Max Weight (grams) of Brackets	E, A, B, C	3,95	3,95
	D	4,40	4,40
	F	5,00	5,00



Dimensions are shown in mm (inch)
 Dimensions subject to change

3401-001 D*M High Density

Cross references

90° bent PCB (with brackets)

Standard

Description ESA/ESCC		Part Number
340100102B	DEM 15P NMB 1C7N	C115371-6660
340100102B	DEM 15S NMB 1C7N	C115371-6661
340100102B	DAM 26P NMB 1C7N	C115371-6662
340100102B	DAM 26S NMB 1C7N	C115371-6663
340100102B	DBM 44P NMB 1C7N	C115371-6664
340100102B	DBM 44S NMB 1C7N	C115371-6665
340100102B	DCM 62P NMB 1C7N	C115371-6666
340100102B	DCM 62S NMB 1C7N	C115371-6667
340100102B	DDM 78P NMB 1D7N	C115371-6668
340100102B	DDM 78S NMB 1D7N	C115371-6669
340100102B	DEM 15P NMB 1C9N	C115371-6670
340100102B	DEM 15S NMB 1C9N	C115371-6671
340100102B	DAM 26P NMB 1C9N	C115371-6672
340100102B	DAM 26S NMB 1C9N	C115371-6673
340100102B	DBM 44P NMB 1C9N	C115371-6674
340100102B	DBM 44S NMB 1C9N	C115371-6675
340100102B	DCM 62P NMB 1C9N	C115371-6676
340100102B	DCM 62S NMB 1C9N	C115371-6677
340100102B	DDM 78P NMB 1D9N	C115371-6678
340100102B	DDM 78S NMB 1D9N	C115371-6679
340100102B	DFM 104P NMB 1D7N-FR172	C115371-6898
340100102B	DFM 104S NMB 1D7N-FR172	C115371-6899
340100102B	DFM 104P NMB 1D7N-A174	C115371-6900
340100102B	DFM 104S NMB 1D7N-A174	C115371-6901
340100102B	DFM 104P NMB 1D9N-FR172	C115371-6902
340100102B	DFM 104S NMB 1D9N-FR172	C115371-6903
340100102B	DFM 104P NMB 1D9N-A174	C115371-6904
340100102B	DFM 104S NMB 1D9N-A174	C115371-6905

Description FR022		Part Number
DEM 15P NMB 1C7N-FR022		C115371-4660
DEM 15S NMB 1C7N-FR022		C115371-4661
DAM 26P NMB 1C7N-FR022		C115371-4662
DAM 26S NMB 1C7N-FR022		C115371-4663
DBM 44P NMB 1C7N-FR022		C115371-4664
DBM 44S NMB 1C7N-FR022		C115371-4665
DCM 62P NMB 1C7N-FR022		C115371-4666
DCM 62S NMB 1C7N-FR022		C115371-4667
DDM 78P NMB 1D7N-FR022		C115371-4668
DDM 78S NMB 1D7N-FR022		C115371-4669
DEM 15P NMB 1C9N-FR022		C115371-4670
DEM 15S NMB 1C9N-FR022		C115371-4671
DAM 26P NMB 1C9N-FR022		C115371-4672
DAM 26S NMB 1C9N-FR022		C115371-4673
DBM 44P NMB 1C9N-FR022		C115371-4674
DBM 44S NMB 1C9N-FR022		C115371-4675
DCM 62P NMB 1C9N-FR022		C115371-4676
DCM 62S NMB 1C9N-FR022		C115371-4677
DDM 78P NMB 1D9N-FR022		C115371-4678
DDM 78S NMB 1D9N-FR022		C115371-4679
DFM 104P NMB 1D7N-FR172-FR022		C115371-4908
DFM 104S NMB 1D7N-FR172-FR022		C115371-4909
DFM 104P NMB 1D7N-A174-FR022		C115371-4910
DFM 104S NMB 1D7N-A174-FR022		C115371-4911
DFM 104P NMB 1D9N-FR172-FR022		C115371-4912
DFM 104S NMB 1D9N-FR172-FR022		C115371-4913
DFM 104P NMB 1D9N-A174-FR022		C115371-4914
DFM 104S NMB 1D9N-A174-FR022		C115371-4915



Dimensions are shown in mm (inch)
Dimensions subject to change

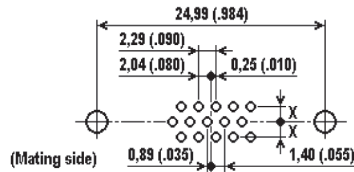
3401-001 D*M High Density

PCB Hole Pattern

Face view, pin insert for plug
(use a mirror image for receptacle)

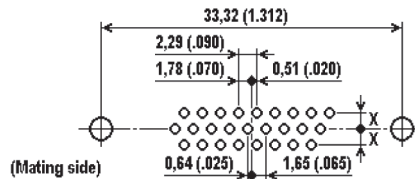
Size E

15 contacts



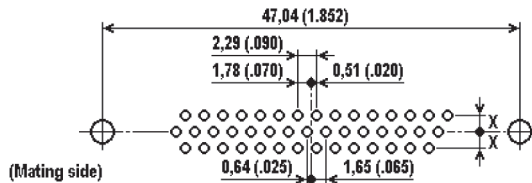
Size A

26 contacts



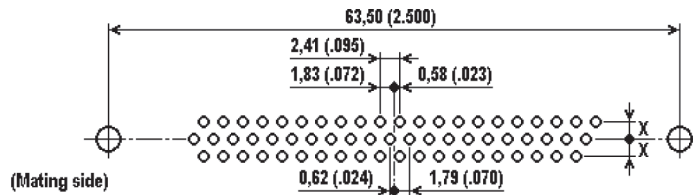
Size B

44 contacts



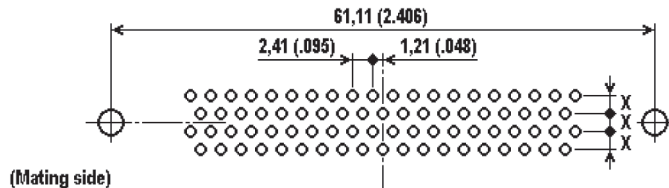
Size C

62 contacts



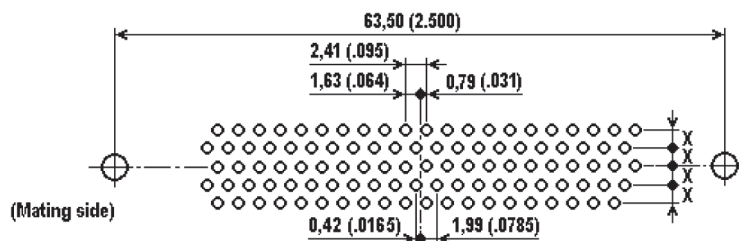
Size D

78 contacts



Size F

104 contacts



Dimension X

- 1,98 (.078) for sizes E, A, B, C
- 2,08 (.082) for size D and F

Recommended PC hole for signal contacts

- \varnothing 0,90 (.035) min for terminations \varnothing 0,51 (.020) (M2) Termination
- \varnothing 1,00 (.040) min for terminations \varnothing 0,57 (.022) (OL3) Termination



*Dimensions are shown in mm (inch)
Dimensions subject to change*

X-ON Electronics

Largest Supplier of Electrical and Electronic Components

Click to view similar products for [D-Sub Standard Connectors](#) category:

Click to view products by [C&K](#) manufacturer:

Other Similar products are found below :

[56F711-015](#) [012-9507-004](#) [LV242999-142T12](#) [015-0341-000](#) [015-0349-000](#) [015-0372-005](#) [015-0372-008](#) [015-8755-001](#) [020419-0104](#) [012-0467-000](#) [012-0515-000](#) [012-9507-034](#) [012-9507-114](#) [020745-0008](#) [609-25P](#) [M24308315F](#) [CT2-14S-2PCA34](#) [CT2-18-11PCAU](#) [CT2-36-15SC](#) [CT6-14S-2SC](#) [CT6E14SA7SC](#) [CT6E22-14PC](#) [CT6E22-14PS](#) [CT6E22-22PS](#) [M83513/01-FC](#) [M85049/48-3-2F](#) [6STD09PCM99B70X](#) [6STD09SCM99B30X](#) [6STD09SCT99S40X](#) [6STD15PCT99S40X](#) [6STD15SCM99B30X](#) [6STD15SCT99S40X](#) [6STF09PCM05B70X](#) [7-135760-9](#) [MC11E-10-6SN](#) [747552-3](#) [MD1-21PS](#) [MDM-15SCBRM7-F222](#) [MDM96517-699](#) [MDM96521-744](#) [MDVB1-21SL1](#) [MIK0-1-7SH003](#) [MIKQ6-7SH076](#) [MIKQ7-7PH077](#) [MIKQ7-7PH11](#) [MIKQ7-7PH32](#) [MIKQ9-7PH003](#) [MJSV-28SL61](#) [MKJ4A1F14-55S](#) [8-135760-3](#)