

# CD Series 8mm DIP Coded Rotary Switches




H  
DIP

## Features/Benefits

- **Process sealed – withstands soldering and cleaning**
- **Thru-hole and surface mount models**
- **Compact size saves space – 36% smaller than traditional 10mm DIP**
- **Crisp, positive detent ensures actuation**
- **RoHS compliant**
- **IP65**

## Typical Applications

- **Address switching applications**
- **Data storage devices**
- **Computer and peripherals**
- **Instrumentation**



## Specifications

CONTACT RATING: 0.4 VA max. @ 20 V AC or V DC max.

MECHANICAL AND ELECTRICAL LIFE:

CD10 & CD16: 20,000 actuations.

CD08: 12,000 actuations.

CONTACT RESISTANCE: 50 milliohms max. initial.

INSULATION RESISTANCE: 100 megohms min.

@ 250 V AC min.

DIELECTRIC STRENGTH: 250 V RMS min. @ sea level.

OPERATING TEMPERATURE: -25°C to 85°C.

STORAGE TEMPERATURE: -40°C to 85°C.

SOLDERABILITY: Per MIL-STD-202F method 208D or EIA RS-186E, method 9 (1 hour steam aging).

PACKAGING: Switches supplied in rigid tubes in full-tube quantities only: this may affect order quantity. Tube quantity is 60 pieces per tube. Surface mount switches available in tape & reel packaging per EIA 481A, 800 per reel, surface mount with "M0" actuator only.

## Materials

COVER: PPS (UL94V-0), Color; Black.

BASE: PPS (UL94V-0), Color; Black

ACTUATOR: LCP (UL 94V-0), Color White (CDXXR)  
Color Black (CDXXC)

Note: internal o-ring seal standard with all actuators.

MOVABLE CONTACTS: Copper alloy with gold plate over nickel plate.

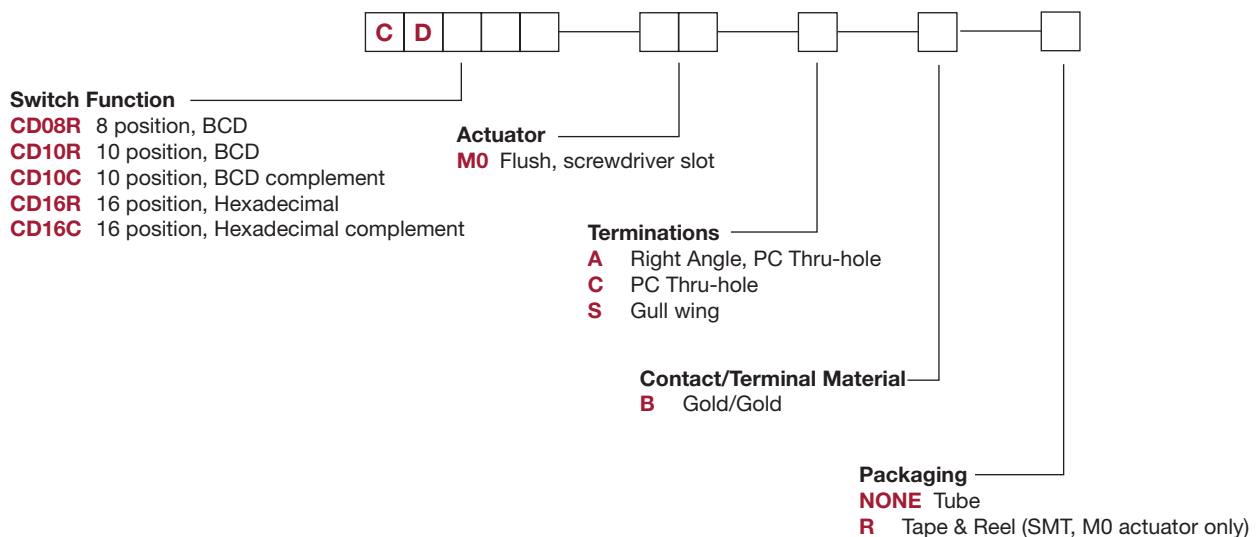
STATIONARY CONTACTS: Copper alloy with gold plate over nickel plate.

TERMINALS: Copper alloy with gold plate over nickel plate.

**Note:** Specifications and materials listed above are for switches with standard options. For information on specific and custom switches, consult Customer Service Center.

## How To Order

The Build-A Switch concept allows you to mix and match options to create the switch you need. Below is a complete listing of options shown in catalog. To order, simply select desired option from each category and place in the appropriate box.



Dimensions are shown: Inch (mm)  
Specifications and dimensions subject to change

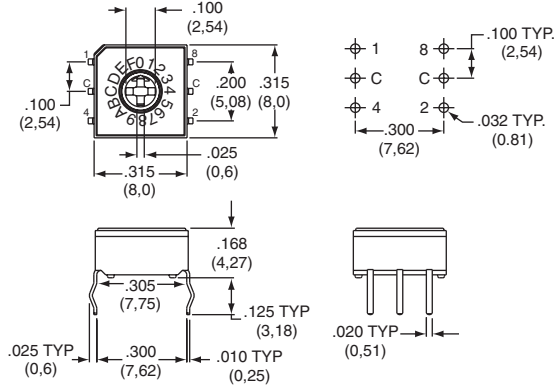
# CD Series 8mm DIP Coded Rotary Switches

## SWITCHES WITH STANDARD OPTIONS

### PC Mount



CD16RM0CB

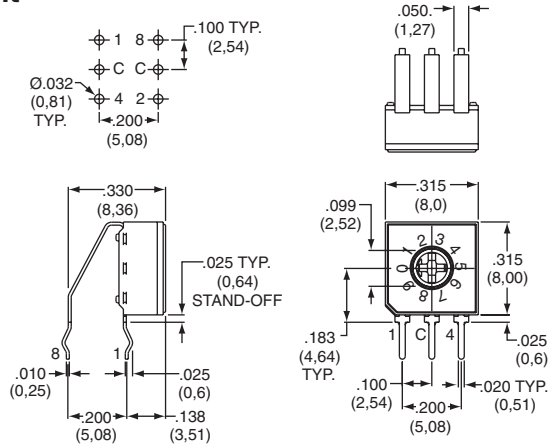


PART NUMBER	NO. POS.	QUANTITY PER TUBE
CD08RM0CB	8	60
CD10RM0CB	10	60
CD10CM0CB	10	60
CD16RM0CB	16	60
CD16CM0CB	16	60

### Right Angle Mount



CD10RM0AB

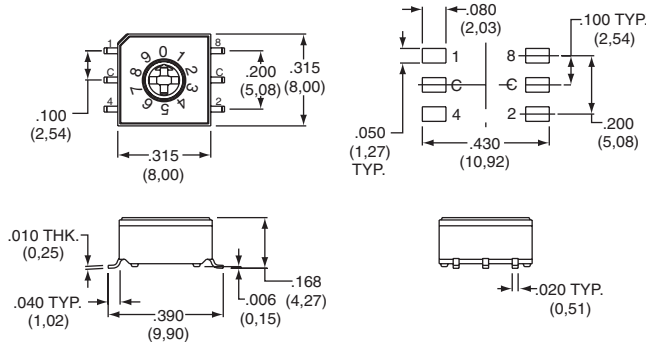


PART NUMBER	NO. POS.	QUANTITY PER TUBE
CD08RM0AB	8	60
CD10RM0AB	10	60
CD10CM0AB	10	60
CD16RM0AB	16	60
CD16CM0AB	16	60

### Surface Mount

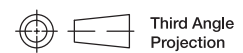


CD10RM0SB



PART NUMBER	NO. POS.	QUANTITY PER TUBE
CD08RM0SB	8	60
CD10RM0SB	10	60
CD10CM0SB	10	60
CD16RM0SB	16	60
CD16CM0SB	16	60

Note: For tape and reel packaging, add 'R' to end of part number.



Dimensions are shown: Inch (mm)  
Specifications and dimensions subject to change

# CD Series 8mm DIP Coded Rotary Switches



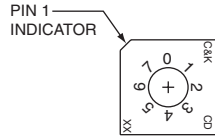
H

DIP

## SWITCH FUNCTION

**CD08R** 8 POSITION, BCD  
ACTUATOR COLOR: WHITE

POS.	0	1	2	3	4	5	6	7
C	●	●	●	●	●	●	●	●
1		●						
2			●	●				
4					●	●	●	●
8								



Switches ship and to be solder processed in position "0"

**CD10R** 10 POSITION, BCD  
ACTUATOR COLOR: WHITE

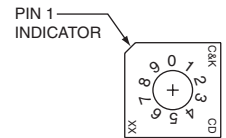
POS.	0	1	2	3	4	5	6	7	8	9
C	●	●	●	●	●	●	●	●	●	●
1		●		●		●		●		●
2			●	●						
4					●	●	●	●		
8									●	●

Switches ship and to be solder processed in position "0"

**CD10C** 10 POSITION, BCD COMPLEMENT  
ACTUATOR COLOR: BLACK

POS.	0	1	2	3	4	5	6	7	8	9
C	●	●	●	●	●	●	●	●	●	●
1	●		●		●		●		●	
2	●	●			●	●			●	●
4	●				●				●	
8	●	●	●	●	●	●	●	●	●	●

Switches ship and to be solder processed in position "7"



**CD16R** 16 POSITION, HEXADECIMAL  
ACTUATOR COLOR: WHITE

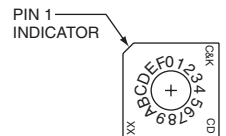
POS.	0	1	2	3	4	5	6	7	8	9	A	B	C	D	E	F
C	●	●	●	●	●	●	●	●	●	●	●	●	●	●	●	●
1		●		●		●		●		●		●		●		●
2			●	●							●	●				
4					●	●	●	●					●	●	●	●
8									●	●	●	●	●	●	●	●

Switches ship and to be solder processed in position "0"

**CD16C** 16 POSITION, HEXADECIMAL COMPLEMENT  
ACTUATOR COLOR: BLACK

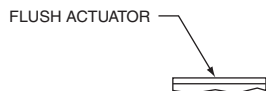
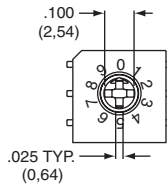
POS.	0	1	2	3	4	5	6	7	8	9	A	B	C	D	E	F
C	●	●	●	●	●	●	●	●	●	●	●	●	●	●	●	●
1	●		●		●		●		●		●		●		●	
2	●	●			●	●			●	●			●	●		
4	●				●				●				●	●	●	●
8	●	●	●	●	●	●	●	●	●	●	●	●	●	●	●	●

Switches ship and to be solder processed in position "F"



## ACTUATOR

**M0** (STD.) FLUSH WITH SCREWDRIVER SLOT



NOTE: Designed for #0 Phillips screwdriver.



Dimensions are shown: Inch (mm)  
Specifications and dimensions subject to change



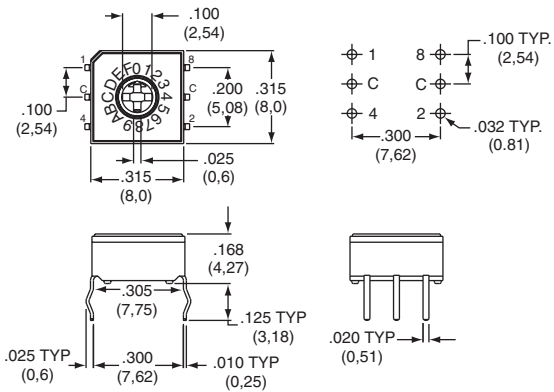
12 Nov 20

# CD Series 8mm DIP Coded Rotary Switches

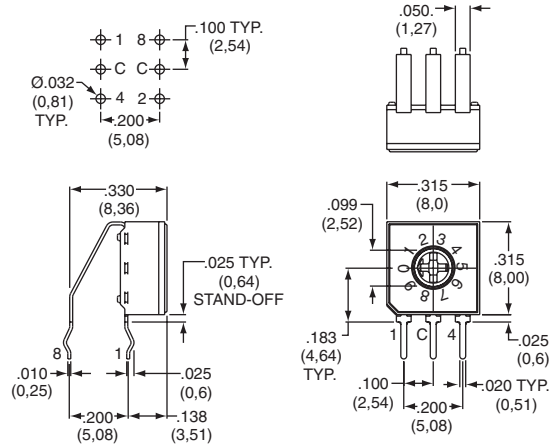
## TERMINATIONS



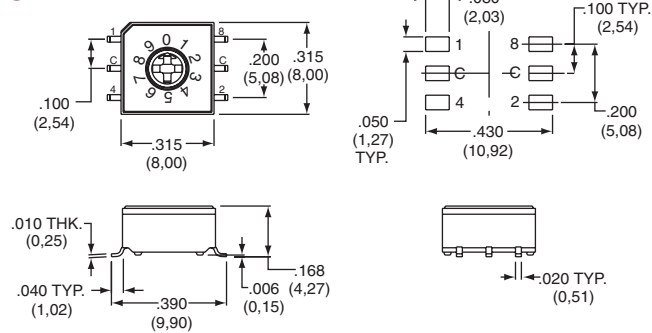
### C PC, THRU-HOLE



### A RIGHT ANGLE, PC THRU-HOLE



### S SURFACE MOUNT



## CONTACT MATERIAL

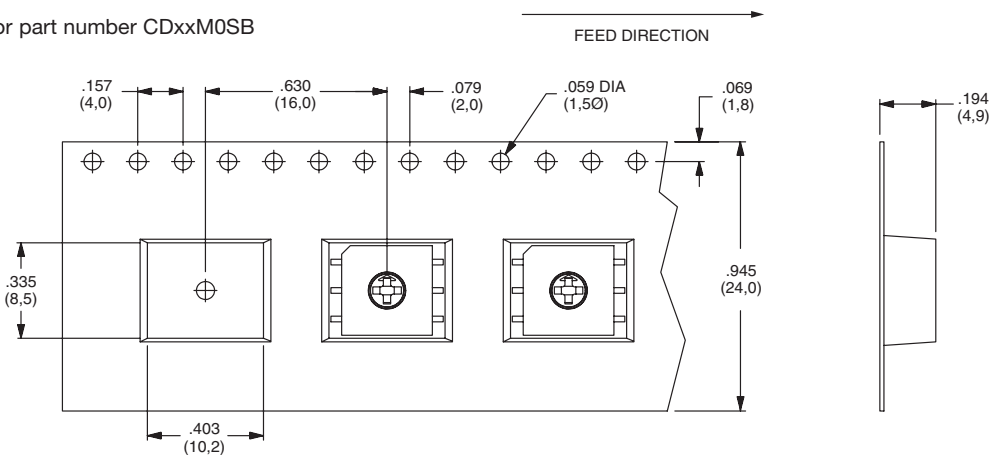


OPTION CODE	RoHS COMPLIANT*	RoHS COMPATIBLE*	CONTACT MATERIAL	TERMINAL PLATING	RATING	
<b>B</b>	YES	YES	GOLD	GOLD	LOW LEVEL/DRY CIRCUIT	0.4 VC MAX. @ 20 V AC or DC MAX.

\* Note: See Technical Data section of this catalog for RoHS compliant and compatible definitions and specifications.

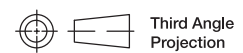
## TAPE & REEL

For part number CDxxM0SB



### Reel Information

Outside diameter 13.00 (333,0)  
Pilot hole .512 (13,0)



Third Angle Projection

## X-ON Electronics

Largest Supplier of Electrical and Electronic Components

*Click to view similar products for C&K manufacturer:*

Other Similar products are found below :

[ESMK1215NCL130](#) [QS1 KQS1 BK S C 773302263](#) [473202000](#) [479603000](#) [4151](#) [SERU AU BRAUN](#) [7101J50V5QE2](#) [7101K2CWZBE](#)  
[7101MD9ABE2](#) [7101SDV7QE](#) [7101SDZBE2](#) [7103T1CWV3GE](#) [7105K2CWZQE](#) [7105TCWZBES](#) [7108J2ZQE1](#) [7201TCWCBE](#)  
[7203MCWCQE](#) [7203T1ZQE](#) [7207SYCBE](#) [7208L41YZQE](#) [7211SPY3AV2SE2](#) [7215J1AV2BE2](#) [7215JBV6BE](#) [7215L3YZQE](#)  
[ET05LD1AGE](#) [ET05MD1AVBE](#) [7401J3ZQE3](#) [7411J3ZQE1](#) [752708000](#) [FA0115RN02Q](#) [8161LHZ3QE22](#) [8161LHZQE2](#) [FLT 2U EE 01A](#)  
[MMGGF5L0T](#) [MP01R133CBE](#) [GT11MV3BE](#) [A10403RNZQE](#) [1.20123.0050000](#) [A11205RNZQ](#) [A20303RNCG](#) [A30415RSCG](#) [12TL402](#)  
[ADPFF3J04AW](#) [1.30070.0011002](#) [1.30073.6200200](#) [DM22J11S205PQ](#) [DT450T](#) [E101J3V31QE2](#) [E101JAAV2QE](#)