


Features/Benefits

- **D*Sub Connector Type**
- **Contacts installed in factory**
- **Multiple contacts configuration: solder cup 90° bent and straight PCB contact**
- **From 15 to 104 ways**

Typical Applications

- **Payloads PCB**
- **Launchers**
- **PCB Test**



Connectors with solder type termination contacts size 22 inserted into two-piece insulators.

Termination types available:

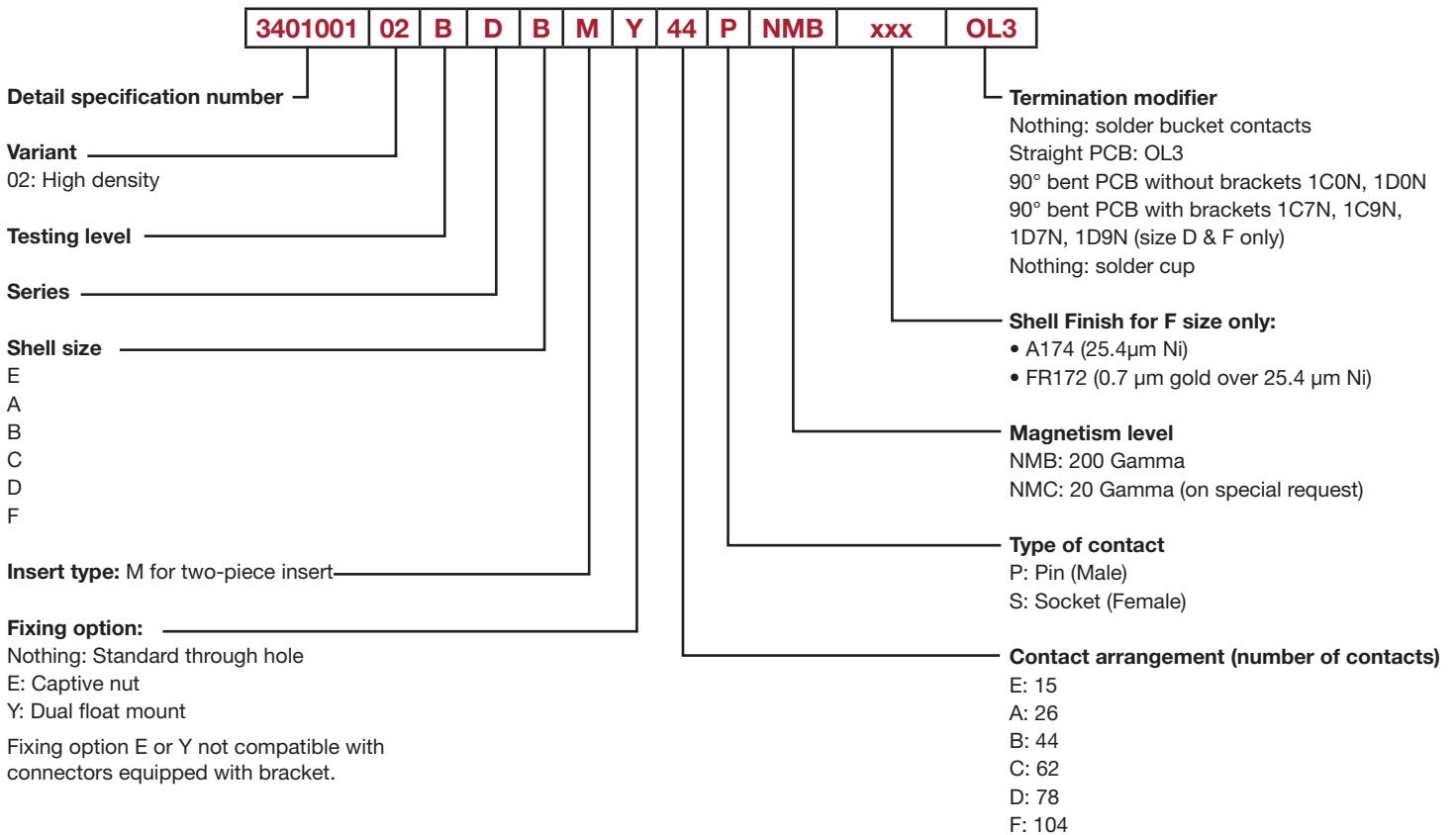
- Solder cup
- Straight PCB solder terminations
- 90° bent PCB solder terminations

Packaging unit: 1 piece (plastic bag)

Dust cap supplied with each connector, only for quality level ESA/ESCC

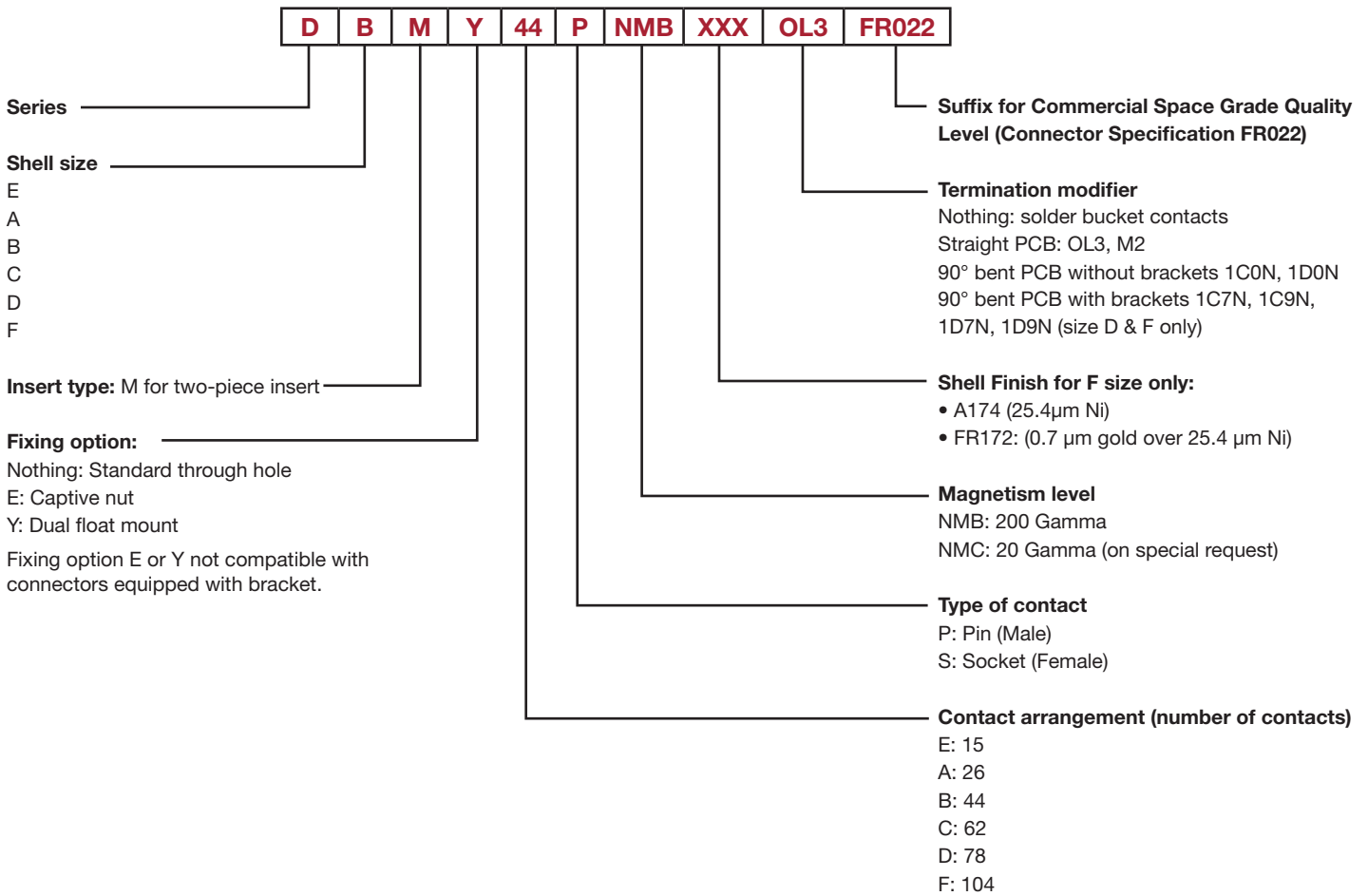
Solder bucket: accepted wire sizes: insulated AWG 22, 24, 26 and 28

How to order – ESA/ESCC Quality Level



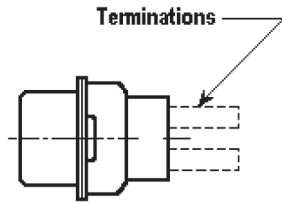
3401-001 D*M High Density

How to order – FR022 Quality Level



3401-001 D*M High Density

Specific Dimensions



Termination Types:

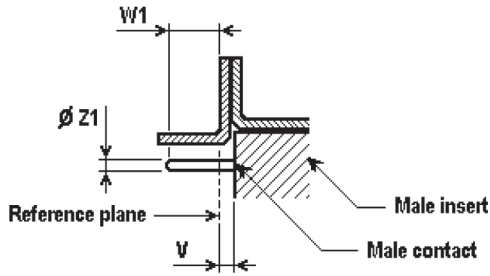
Solder Bucket

Straight PCB Solder

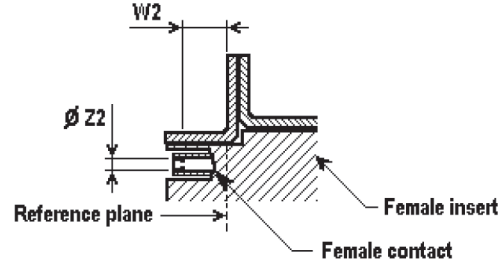
90° Bent PCB Solder / Without Bracket

90° Bent PCB Solder / With Monobloc Brackets

Male Connector



Female Connector



Ø Z2: to accommodate a 0,75 (.0295) / 0,77 (.0305) diameter pin

Shell Size	V max	W1 min (Full pin diameter)	W1 max (Full pin length)	Ø Z1 min	Ø Z1 max	W2 min (Square ended pin)
E	0,40 (.016)	4,43 (.174)	5,45 (.215)	0,75 (.0295)	0,77 (.0305)	3,63 (.143)
A	0,40 (.016)	4,43 (.174)	5,45 (.215)	0,75 (.0295)	0,77 (.0305)	3,63 (.143)
B	0,60 (.024)	4,33 (.170)	5,45 (.215)	0,75 (.0295)	0,77 (.0305)	3,63 (.143)
C	0,60 (.024)	4,33 (.170)	5,45 (.215)	0,75 (.0295)	0,77 (.0305)	3,63 (.143)
D	0,60 (.024)	4,33 (.170)	5,45 (.215)	0,75 (.0295)	0,77 (.0305)	3,63 (.143)
F	0,60 (.024)	4,33 (.170)	5,45 (.215)	0,75 (.0295)	0,77 (.0305)	3,63 (.143)

Weights

Max Weight (grams) without contacts or accessories	Shell Size	Male	Female
For the total connector weight, add the weight of the contacts and of the eventual accessories.*	E	5,2	6,0
	A	7,4	8,0
	B	11,0	12,0
	C	15,6	17,0
	D	18,2	20,0
	F	23,0	25,0

* For the weight of the contacts, refer to the tables on the following pages.

For dual-float amount (Y) weight (if applicable), added 0,60 grams

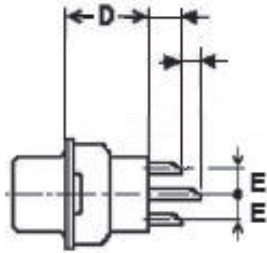
For captive-nut, (E) weight (if applicable), added 0,65 grams

3401-001 D*M High Density

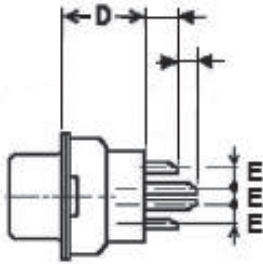
Solder Bucket Terminations:

Specific Dimensions

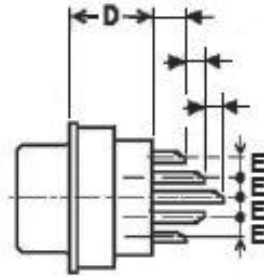
Sizes E, A, B, C



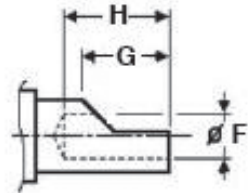
Size D



Size F



Termination



Contacts	Shell Size	D Max	E Typical	ØF + 0,03 (.0012)	G ± 0,55 (.022)	H min	J ± 0,3 (.012)	K ± 0,1 (.004)	Pitch between contacts
Male	E	11,21 (.441)	1,98 (.078)	0,90 (.035)	1,95 (.077)	2,40 (.094)	2,80 (.110)	2,00 (.079)	2,29 (.090)
	A	11,21 (.441)	1,98 (.078)	0,90 (.035)	1,95 (.077)	2,40 (.094)	2,80 (.110)	2,00 (.079)	2,29 (.090)
	B	11,41 (.449)	1,98 (.078)	0,90 (.035)	1,95 (.077)	2,40 (.094)	2,80 (.110)	2,00 (.079)	2,29 (.090)
	C	11,41 (.449)	1,98 (.078)	0,90 (.035)	1,95 (.077)	2,40 (.094)	2,80 (.110)	2,00 (.079)	2,41 (.095)
	D	11,41 (.449)	2,08 (.082)	0,90 (.035)	1,95 (.077)	2,40 (.094)	2,80 (.110)	2,00 (.079)	2,41 (.095)
Female	E	11,21 (.441)	1,98 (.078)	0,90 (.035)	1,95 (.077)	2,40 (.094)	2,80 (.110)	2,00 (.079)	2,29 (.090)
	A	11,21 (.441)	1,98 (.078)	0,90 (.035)	1,95 (.077)	2,40 (.094)	2,80 (.110)	2,00 (.079)	2,29 (.090)
	B	11,21 (.441)	1,98 (.078)	0,90 (.035)	1,95 (.077)	2,40 (.094)	2,80 (.110)	2,00 (.079)	2,29 (.090)
	C	11,21 (.441)	1,98 (.078)	0,90 (.035)	1,95 (.077)	2,40 (.094)	2,80 (.110)	2,00 (.079)	2,41 (.095)
	D	11,21 (.441)	2,08 (.082)	0,90 (.035)	1,95 (.077)	2,40 (.094)	2,80 (.110)	2,00 (.079)	2,41 (.095)

Termination Modifier: Nothing

Weights

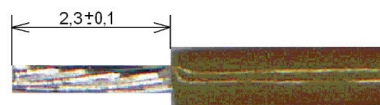
	Shell Size	Male Contact	Female Contact
Max Weight (grams) per contact		0,14 / 0,16 / 0,18	0,19 / 0,21 / 0,23
Max Weight (grams) of all contacts per size	E	2,20	2,95
	A	3,82	5,12
	B	6,46	8,66
	C	9,10	12,20
	D	11,70	15,60
	F	16,24	21,44

Recommended instruction for wire stripping:

Cut wires to length and strip insulation per illustration.
Check for broken or frayed wires.

Accepted wires sizes: insulated AWG 22, AWG 24, AWG 26.
(AWG 28 possible but not approved by ESA)

Recommended wire trim length



Dimensions are shown in mm (inch)
Dimensions subject to change



Cross references

Solder bucket

Standard

Description ESA/ESCC		Part Number
340100102B	DEM 15P NMB	C115371-6850
340100102B	DEM 15S NMB	C115371-6851
340100102B	DAM 26P NMB	C115371-6852
340100102B	DAM 26S NMB	C115371-6853
340100102B	DBM 44P NMB	C115371-6854
340100102B	DBM 44S NMB	C115371-6855
340100102B	DCM 62P NMB	C115371-6856
340100102B	DCM 62S NMB	C115371-6857
340100102B	DDM 78P NMB	C115371-6858
340100102B	DDM 78S NMB	C115371-6859
340100102B	DFM 104P NMB-FR172	C115371-6842
340100102B	DFM 104S NMB-FR172	C115371-6843
340100102B	DFM 104P NMB-A174	C115371-6846
340100102B	DFM 104S NMB-A174	C115371-6847

Description FR022		Part Number
DEM 15P NMB-FR022		C115371-4740
DEM 15S NMB-FR022		C115371-4741
DAM 26P NMB-FR022		C115371-4742
DAM 26S NMB-FR022		C115371-4743
DBM 44P NMB-FR022		C115371-4744
DBM 44S NMB-FR022		C115371-4745
DCM 62P NMB-FR022		C115371-4746
DCM 62S NMB-FR022		C115371-4747
DDM 78P NMB-FR022		C115371-4748
DDM 78S NMB-FR022		C115371-4749
DFM 104P NMB-FR172-FR022		C115371-4730
DFM 104S NMB-FR172-FR022		C115371-4731
DFM 104P NMB-A174-FR022		C115371-4734
DFM 104S NMB-A174-FR022		C115371-4735

Option Y

Description ESA/ESCC		Part Number
340100102B	DEMY 15P NMB	C115371-6860
340100102B	DEMY 15S NMB	C115371-6861
340100102B	DAMY 26P NMB	C115371-6862
340100102B	DAMY 26S NMB	C115371-6863
340100102B	DBMY 44P NMB	C115371-6864
340100102B	DBMY 44S NMB	C115371-6865
340100102B	DCMY 62P NMB	C115371-6866
340100102B	DCMY 62S NMB	C115371-6867
340100102B	DDMY 78P NMB	C115371-6868
340100102B	DDMY 78S NMB	C115371-6869
340100102B	DFMY 104P NMB-FR172	C115371-6844
340100102B	DFMY 104S NMB-FR172	C115371-6845
340100102B	DFMY 104P NMB-A174	C115371-6848
340100102B	DFMY 104S NMB-A174	C115371-6849

Description FR022		Part Number
DEMY 15P NMB-FR022		C115371-4780
DEMY 15S NMB-FR022		C115371-4781
DAMY 26P NMB-FR022		C115371-4782
DAMY 26S NMB-FR022		C115371-4783
DBMY 44P NMB-FR022		C115371-4784
DBMY 44S NMB-FR022		C115371-4785
DCMY 62P NMB-FR022		C115371-4786
DCMY 62S NMB-FR022		C115371-4787
DDMY 78P NMB-FR022		C115371-4788
DDMY 78S NMB-FR022		C115371-4789
DFMY 104P NMB-FR172-FR022		C115371-4732
DFMY 104S NMB-FR172-FR022		C115371-4733
DFMY 104P NMB-A174-FR022		C115371-4736
DFMY 104S NMB-A174-FR022		C115371-4737

Option E

Description ESA/ESCC		Part Number
340100102B	DEME 15P NMB	C115371-6870
340100102B	DEME 15S NMB	C115371-6871
340100102B	DAME 26P NMB	C115371-6872
340100102B	DAME 26S NMB	C115371-6873
340100102B	DBME 44P NMB	C115371-6874
340100102B	DBME 44S NMB	C115371-6875
340100102B	DCME 62P NMB	C115371-6876
340100102B	DCME 62S NMB	C115371-6877
340100102B	DDME 78P NMB	C115371-6878
340100102B	DDME 78S NMB	C115371-6879
340100102B	DFME 104P NMB-FR172	C115331-9000
340100102B	DFME 104S NMB-FR172	C115331-9001
340100102B	DFME 104P NMB-A174	C115331-9002
340100102B	DFME 104S NMB-A174	C115331-9003

Description FR022		Part Number
DEME 15P NMB-FR022		C115371-4790
DEME 15S NMB-FR022		C115371-4791
DAME 26P NMB-FR022		C115371-4792
DAME 26S NMB-FR022		C115371-4793
DBME 44P NMB-FR022		C115371-4794
DBME 44S NMB-FR022		C115371-4795
DCME 62P NMB-FR022		C115371-4796
DCME 62S NMB-FR022		C115371-4797
DDME 78P NMB-FR022		C115371-4798
DDME 78S NMB-FR022		C115371-4799
DFME 104P NMB-FR172-FR022		C115371-4975
DFME 104S NMB-FR172-FR022		C115371-4976
DFME 104P NMB-A174-FR022		C115371-4977
DFME 104S NMB-A174-FR022		C115371-4978



Dimensions are shown in mm (inch)
Dimensions subject to change

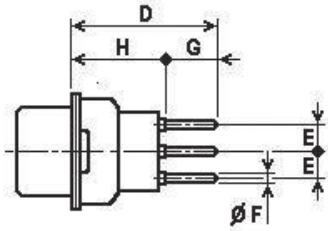
3401-001 D*M High Density

Straight PCB solder Terminations

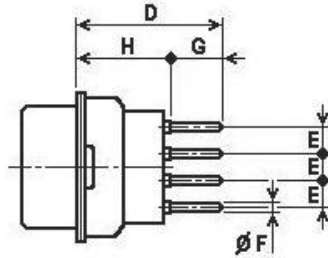
Specific Dimensions

Termination Modifier	ØF ± 0,07 (.003)	G
OL3	0,57 (.022)	4,70 (.185) ± 0,1 (.004)
M2*	0,51 (.020)	4,00 (.157) ± 0,5 (.020)

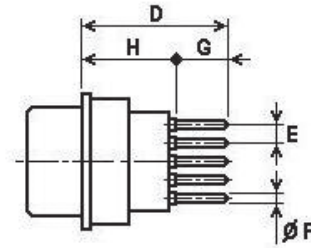
*Available only on FR002



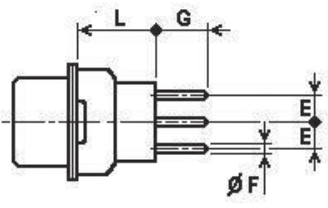
OL3 / Sizes E, A, B, C



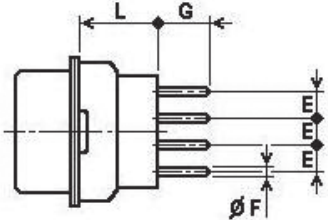
OL3 / Size D



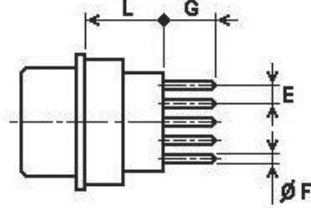
OL3 / Size F



M2 / Sizes E, A, B, C



M2 / Size D



M2 / Size F

Contacts	Shell Size	D max	H max	L max	E Typical	Pitch between contacts
Male	E	16,01 (.630)	11,21 (.441)	9,53 (.375)	1,98 (.078)	2,29 (.090)
	A	16,01 (.630)	11,21 (.441)	9,53 (.375)	1,98 (.078)	2,29 (.090)
	B	16,21 (.638)	11,41 (.449)	9,53 (.375)	1,98 (.078)	2,29 (.090)
	C	16,21 (.638)	11,41 (.449)	9,53 (.375)	1,98 (.078)	2,41 (.095)
	D	16,21 (.638)	11,41 (.449)	9,53 (.375)	2,08 (.082)	2,41 (.095)
	F	16,21 (.638)	11,41 (.449)	9,53 (.375)	2,08 (.082)	2,41 (.095)
Female	E	16,17 (.637)	11,37 (.448)	9,53 (.375)	1,98 (.078)	2,29 (.090)
	A	16,17 (.637)	11,37 (.448)	9,53 (.375)	1,98 (.078)	2,29 (.090)
	B	16,17 (.637)	11,37 (.448)	9,53 (.375)	1,98 (.078)	2,29 (.090)
	C	16,17 (.637)	11,37 (.448)	9,53 (.375)	1,98 (.078)	2,41 (.095)
	D	16,17 (.637)	11,37 (.448)	9,53 (.375)	2,08 (.082)	2,41 (.095)
	F	16,17 (.637)	11,37 (.448)	9,53 (.375)	2,08 (.082)	2,41 (.095)

Termination Modifier: OL3, M2; For other termination modifier, consult factory

Weights

	Shell Size	Male Contact	Female Contact
Max Weight (grams) per contact		0,14	0,19
Max Weight (grams) of all contacts per size	E	2,10	2,85
	A	3,64	4,94
	B	6,16	8,36
	C	8,68	11,78
	D	10,92	14,82
	F	14,56	19,76

3401-001 D*M High Density

Cross references

Straight PCB

Standard

Description ESA/ESCC	Part Number
340100102B DEM 15P NMB OL3	C115371-6600
340100102B DEM 15S NMB OL3	C115371-6601
340100102B DAM 26P NMB OL3	C115371-6602
340100102B DAM 26S NMB OL3	C115371-6603
340100102B DBM 44P NMB OL3	C115371-6604
340100102B DBM 44S NMB OL3	C115371-6605
340100102B DCM 62P NMB OL3	C115371-6606
340100102B DCM 62S NMB OL3	C115371-6607
340100102B DDM 78P NMB OL3	C115371-6608
340100102B DDM 78S NMB OL3	C115371-6609
340100102B DFM 104P NMB OL3-FR172	C115371-6680
340100102B DFM 104S NMB OL3-FR172	C115371-6681
340100102B DFM 104P NMB OL3-A174	C115371-6688
340100102B DFM 104S NMB OL3-A174	C115371-6689

Description FR022	Part Number
DEM 15P NMB OL3-FR022	C115371-4600
DEM 15S NMB OL3-FR022	C115371-4601
DAM 26P NMB OL3-FR022	C115371-4602
DAM 26S NMB OL3-FR022	C115371-4603
DBM 44P NMB OL3-FR022	C115371-4604
DBM 44S NMB OL3-FR022	C115371-4605
DCM 62P NMB OL3-FR022	C115371-4606
DCM 62S NMB OL3-FR022	C115371-4607
DDM 78P NMB OL3-FR022	C115371-4608
DDM 78S NMB OL3-FR022	C115371-4609
DFM 104P NMB OL3-FR172-FR022	C115371-4710
DFM 104S NMB OL3-FR172-FR022	C115371-4711
DFM 104P NMB OL3-A174-FR022	C115371-4720
DFM 104S NMB OL3-A174-FR022	C115371-4721
DEM 15P NMB M2-FR022	C115371-4750
DEM 15S NMB M2-FR022	C115371-4751
DAM 26P NMB M2-FR022	C115371-4752
DAM 26S NMB M2-FR022	C115371-4753
DBM 44P NMB M2-FR022	C115371-4754
DBM 44S NMB M2-FR022	C115371-4755
DCM 62P NMB M2-FR022	C115371-4756
DCM 62S NMB M2-FR022	C115371-4757
DDM 78P NMB M2-FR022	C115371-4758
DDM 78S NMB M2-FR022	C115371-4759
DFM 104P NMB M2-FR172-FR022	C115371-4714
DFM 104S NMB M2-FR172-FR022	C115371-4715
DFM 104P NMB M2-A174-FR022	C115371-4724
DFM 104S NMB M2-A174-FR022	C115371-4725



Dimensions are shown in mm (inch)
Dimensions subject to change

3401-001 D*M High Density

Cross references

Straight PCB

Option Y

Description ESA/ESCC	Part Number
340100102B DEMY 15P NMB OL3	C115371-6610
340100102B DEMY 15S NMB OL3	C115371-6611
340100102B DAMY 26P NMB OL3	C115371-6612
340100102B DAMY 26S NMB OL3	C115371-6613
340100102B DBMY 44P NMB OL3	C115371-6614
340100102B DBMY 44S NMB OL3	C115371-6615
340100102B DCMY 62P NMB OL3	C115371-6616
340100102B DCMY 62S NMB OL3	C115371-6617
340100102B DDMY 78P NMB OL3	C115371-6618
340100102B DDMY 78S NMB OL3	C115371-6619
340100102B DFMY 104P NMB OL3-FR172	C115371-6682
340100102B DFMY 104S NMB OL3-FR172	C115371-6683
340100102B DFMY 104P NMB OL3-A174	C115371-6690
340100102B DFMY 104S NMB OL3-A174	C115371-6691

Description FR022	Part Number
DEMY 15P NMB OL3-FR022	C115371-4610
DEMY 15S NMB OL3-FR022	C115371-4611
DAMY 26P NMB OL3-FR022	C115371-4612
DAMY 26S NMB OL3-FR022	C115371-4613
DBMY 44P NMB OL3-FR022	C115371-4614
DBMY 44S NMB OL3-FR022	C115371-4615
DCMY 62P NMB OL3-FR022	C115371-4616
DCMY 62S NMB OL3-FR022	C115371-4617
DDMY 78P NMB OL3-FR022	C115371-4618
DDMY 78S NMB OL3-FR022	C115371-4619
DFMY 104P NMB OL3-FR172-FR022	C115371-4712
DFMY 104S NMB OL3-FR172-FR022	C115371-4713
DFMY 104P NMB OL3-A174-FR022	C115371-4722
DFMY 104S NMB OL3-A174-FR022	C115371-4723
DEMY 15P NMB M2-FR022	C115371-4760
DEMY 15S NMB M2-FR022	C115371-4761
DAMY 26P NMB M2-FR022	C115371-4762
DAMY 26S NMB M2-FR022	C115371-4763
DBMY 44P NMB M2-FR022	C115371-4764
DBMY 44S NMB M2-FR022	C115371-4765
DCMY 62P NMB M2-FR022	C115371-4766
DCMY 62S NMB M2-FR022	C115371-4767
DDMY 78P NMB M2-FR022	C115371-4768
DDMY 78S NMB M2-FR022	C115371-4769
DFMY 104P NMB M2-FR172-FR022	C115371-4716
DFMY 104S NMB M2-FR172-FR022	C115371-4717
DFMY 104P NMB M2-A174-FR022	C115371-4726
DFMY 104S NMB M2-A174-FR022	C115371-4727

Cross references

Straight PCB

Option E

Description ESA/ESCC	Part Number
340100102B DEME 15P NMB OL3	C115371-6620
340100102B DEME 15S NMB OL3	C115371-6621
340100102B DAME 26P NMB OL3	C115371-6622
340100102B DAME 26S NMB OL3	C115371-6623
340100102B DBME 44P NMB OL3	C115371-6624
340100102B DBME 44S NMB OL3	C115371-6625
340100102B DCME 62P NMB OL3	C115371-6627
340100102B DCME 62S NMB OL3	C115371-6626
340100102B DDME 78P NMB OL3	C115371-6628
340100102B DDME 78S NMB OL3	C115371-6629
340100102B DFME 104P NMB M2-FR172	C115331-9006
340100102B DFME 104S NMB M2-FR172	C115331-9007
340100102B DFME 104P NMB OL3-A174	C115331-9008
340100102B DFME 104S NMB OL3-A174	C115331-9009

Description FR022	Part Number
DEME 15P NMB OL3-FR022	C115371-4620
DEME 15S NMB OL3-FR022	C115371-4621
DAME 26P NMB OL3-FR022	C115371-4622
DAME 26S NMB OL3-FR022	C115371-4623
DBME 44P NMB OL3-FR022	C115371-4624
DBME 44S NMB OL3-FR022	C115371-4625
DCME 62P NMB OL3-FR022	C115371-4626
DCME 62S NMB OL3-FR022	C115371-4627
DDME 78P NMB OL3-FR022	C115371-4628
DDME 78S NMB OL3-FR022	C115371-4629
DFME 104P NMB OL3-FR172-FR022	C115371-4979
DFME 104S NMB OL3-FR172-FR022	C115371-4980
DFME 104P NMB OL3-A174-FR022	C115371-4983
DFME 104S NMB OL3-A174-FR022	C115371-4984
DEME 15P NMB M2-FR022	C115371-4770
DEME 15S NMB M2-FR022	C115371-4771
DAME 26P NMB M2-FR022	C115371-4772
DAME 26S NMB M2-FR022	C115371-4773
DBME 44P NMB M2-FR022	C115371-4774
DBME 44S NMB M2-FR022	C115371-4775
DCME 62P NMB M2-FR022	C115371-4776
DCME 62S NMB M2-FR022	C115371-4777
DDME 78P NMB M2-FR022	C115371-4778
DDME 78S NMB M2-FR022	C115371-4779
DFME 104P NMB M2-FR172-FR022	C115371-4981
DFME 104S NMB M2-FR172-FR022	C115371-4982
DFME 104P NMB M2-A174-FR022	C115371-4985
DFME 104S NMB M2-A174-FR022	C115371-4986

3401-001 D*M High Density

90° Bent PCB solder Terminations / Without Brackets / European Footprint

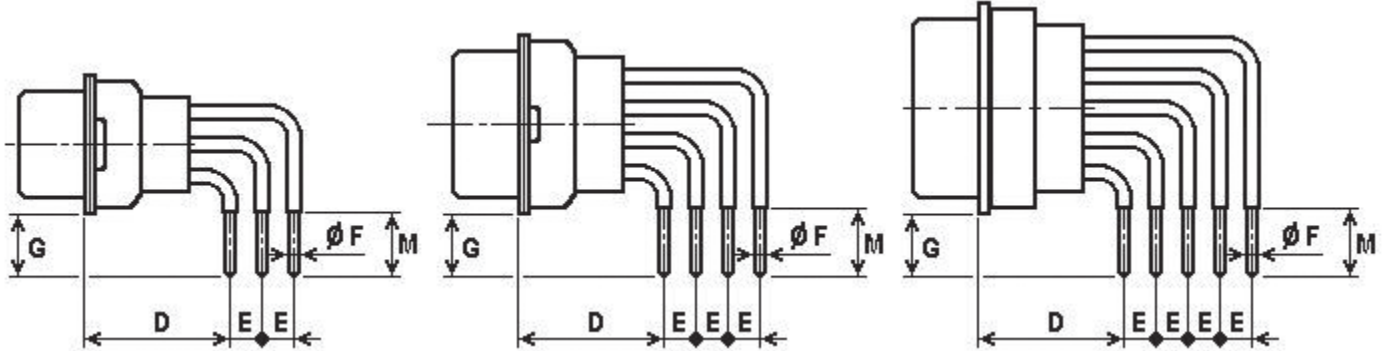
Specific Dimensions

Termination Modifier	ØF ±0,07 (.003)	E Typical
1CON	0,57 (.022)	1,98 (.078)
1DON	0,57 (.022)	2,08 (.082)

Sizes E, A, B, C (1 CON)

Size D (1 DON)

Size F (1 DON)



Contacts	Shell Size	D min	D max	G ± 0,30 (.012)	M min	Pitch between contacts
Male	E	11,98 (.472)	12,48 (.491)	5,00 (.197)	5,30 (.209)	2,29 (.090)
	A	11,98 (.472)	12,48 (.491)	5,00 (.197)	5,30 (.209)	2,29 (.090)
	B	12,18 (.480)	12,68 (.499)	5,00 (.197)	5,30 (.209)	2,29 (.090)
	C	12,18 (.480)	12,68 (.499)	5,00 (.197)	5,30 (.209)	2,41 (.095)
	D	12,18 (.480)	12,68 (.499)	5,00 (.197)	5,30 (.209)	2,41 (.095)
	F	11,98 (.472)	12,68 (.499)	5,00 (.197)	5,30 (.209)	2,41 (.095)
Female	E	11,98 (.472)	12,48 (.491)	5,00 (.197)	5,30 (.209)	2,29 (.090)
	A	11,98 (.472)	12,48 (.491)	5,00 (.197)	5,30 (.209)	2,29 (.090)
	B	11,98 (.472)	12,48 (.491)	5,00 (.197)	5,30 (.209)	2,29 (.090)
	C	11,98 (.472)	12,48 (.491)	5,00 (.197)	5,30 (.209)	2,41 (.095)
	D	11,98 (.472)	12,48 (.491)	5,00 (.197)	5,30 (.209)	2,41 (.095)
	F	11,98 (.472)	12,68 (.499)	5,00 (.197)	5,30 (.209)	2,41 (.095)

Termination Modifier: 1CON, 1DON

For other termination modifier, consult factory

Weights

	Shell Size	Male Contact	Female Contact
Max Weight (grams) per contact		0,16 / 0,18 / 0,20 / 0,22 / 0,24	0,21 / 0,23 / 0,25 / 0,27 / 0,29
Max Weight (grams) of all contacts per size	E	2,70	3,45
	A	4,70	6,00
	B	7,94	10,14
	C	11,18	14,28
	D	14,84	18,74
	F	20,84	26,04

Cross references

90° bent PCB (without brackets)

Standard

Description ESA/ESCC		Part Number
340100102B	DEM 15P NMB 1CON	C115371-6630
340100102B	DEM 15S NMB 1CON	C115371-6631
340100102B	DAM 26P NMB 1CON	C115371-6632
340100102B	DAM 26S NMB 1CON	C115371-6633
340100102B	DBM 44P NMB 1CON	C115371-6634
340100102B	DBM 44S NMB 1CON	C115371-6635
340100102B	DCM 62P NMB 1CON	C115371-6636
340100102B	DCM 62S NMB 1CON	C115371-6637
340100102B	DDM 78P NMB 1DON	C115371-6638
340100102B	DDM 78S NMB 1DON	C115371-6639
340100102B	DFM 104P NMB 1DON-FR172	C115371-6890
340100102B	DFM 104S NMB 1DON-FR172	C115371-6891
340100102B	DFM 104P NMB 1DON-A174	C115371-6894
340100102B	DFM 104S NMB 1DON-A174	C115371-6895

Description FR022		Part Number
DEM 15P NMB 1CON-FR022		C115371-4630
DEM 15S NMB 1CON-FR022		C115371-4631
DAM 26P NMB 1CON-FR022		C115371-4632
DAM 26S NMB 1CON-FR022		C115371-4633
DBM 44P NMB 1CON-FR022		C115371-4634
DBM 44S NMB 1CON-FR022		C115371-4635
DCM 62P NMB 1CON-FR022		C115371-4636
DCM 62S NMB 1CON-FR022		C115371-4637
DDM 78P NMB 1DON-FR022		C115371-4638
DDM 78S NMB 1DON-FR022		C115371-4639
DFM 104P NMB 1DON-FR172-FR022		C115371-4900
DFM 104S NMB 1DON-FR172-FR022		C115371-4901
DFM 104P NMB 1DON-A174-FR022		C115371-4904
DFM 104S NMB 1DON-A174-FR022		C115371-4905

Option Y

Description ESA/ESCC		Part Number
340100102B	DEMY 15P NMB 1CON	C115371-6640
340100102B	DEMY 15S NMB 1CON	C115371-6641
340100102B	DAMY 26P NMB 1CON	C115371-6642
340100102B	DAMY 26S NMB 1CON	C115371-6643
340100102B	DBMY 44P NMB 1CON	C115371-6644
340100102B	DBMY 44S NMB 1CON	C115371-6645
340100102B	DCMY 62P NMB 1CON	C115371-6646
340100102B	DCMY 62S NMB 1CON	C115371-6647
340100102B	DDMY 78P NMB 1DON	C115371-6648
340100102B	DDMY 78S NMB 1DON	C115371-6649
340100102B	DFMY 104P NMB 1DON-FR172	C115371-6892
340100102B	DFMY 104S NMB 1DON-FR172	C115371-6893
340100102B	DFMY 104P NMB 1DON-A174	C115371-6896
340100102B	DFMY 104S NMB 1DON-A174	C115371-6897

Description FR022		Part Number
DEMY 15P NMB 1CON-FR022		C115371-4640
DEMY 15S NMB 1CON-FR022		C115371-4641
DAMY 26P NMB 1CON-FR022		C115371-4642
DAMY 26S NMB 1CON-FR022		C115371-4643
DBMY 44P NMB 1CON-FR022		C115371-4644
DBMY 44S NMB 1CON-FR022		C115371-4645
DCMY 62P NMB 1CON-FR022		C115371-4646
DCMY 62S NMB 1CON-FR022		C115371-4647
DDMY 78P NMB 1DON-FR022		C115371-4648
DDMY 78S NMB 1DON-FR022		C115371-4649
DFMY 104P NMB 1DON-FR172-FR022		C115371-4902
DFMY 104S NMB 1DON-FR172-FR022		C115371-4903
DFMY 104P NMB 1DON-A174-FR022		C115371-4906
DFMY 104S NMB 1DON-A174-FR022		C115371-4907

Option E

Description ESA/ESCC		Part Number
340100102B	DEME 15P NMB 1CON	C115371-6650
340100102B	DEME 15S NMB 1CON	C115371-6651
340100102B	DAME 26P NMB 1CON	C115371-6652
340100102B	DAME 26S NMB 1CON	C115371-6653
340100102B	DBME 44P NMB 1CON	C115371-6654
340100102B	DBME 44S NMB 1CON	C115371-6655
340100102B	DCME 62P NMB 1CON	C115371-6656
340100102B	DCME 62S NMB 1CON	C115371-6657
340100102B	DDME 78P NMB 1DON	C115371-6658
340100102B	DDME 78S NMB 1DON	C115371-6659
340100102B	DFME 104P NMB 1DON-FR172	C115331-9012
340100102B	DFME 104S NMB 1DON-FR172	C115331-9013
340100102B	DFME 104P NMB 1DON-A174	C115331-9014
340100102B	DFME 104S NMB 1DON-A174	C115331-9015

Description FR022		Part Number
DEME 15P NMB 1CON-FR022		C115371-4650
DEME 15S NMB 1CON-FR022		C115371-4651
DAME 26P NMB 1CON-FR022		C115371-4652
DAME 26S NMB 1CON-FR022		C115371-4653
DBME 44P NMB 1CON-FR022		C115371-4654
DBME 44S NMB 1CON-FR022		C115371-4655
DCME 62P NMB 1CON-FR022		C115371-4656
DCME 62S NMB 1CON-FR022		C115371-4657
DDME 78P NMB 1DON-FR022		C115371-4658
DDME 78S NMB 1DON-FR022		C115371-4659
DFME 104P NMB 1DON-FR172-FR022		C115371-4987
DFME 104S NMB 1DON-FR172-FR022		C115371-4988
DFME 104P NMB 1DON-A174-FR022		C115371-4989
DFME 104S NMB 1DON-A174-FR022		C115371-4990

3401-001 D*M High Density

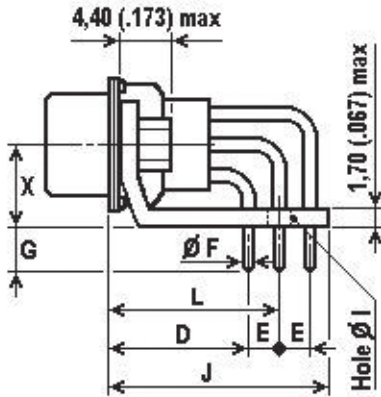
90° Bent PCB solder Terminations / With Brackets / European Footprint

Specific Dimensions

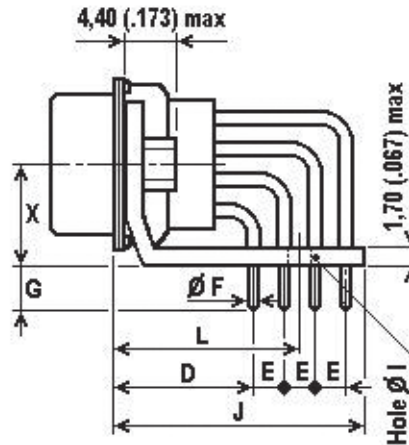
Termination Modifier	ØF ±0,07 (.003)	E Typical
1C7N/1C9N	0,57 (.022)	1,98 (.078)
1D7N/1D9N	0,57 (.022)	2,08 (.082)

2 pieces metal brackets:
 "7N": fixed with captive nuts 4-40 UNC-2B
 "9N": fixed with captive nuts M3
 Oval hole Ø I: 3,22 (.127) ± 0,10 (.004)
 x 4,90 (.193) ± 0,10 (.004)

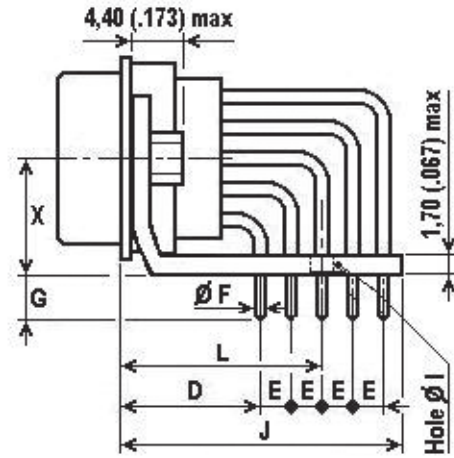
Sizes E,A,B,C (1C7N, 1C9N)



Size D (1D7N, 1D9N)



Size F (1D7N, 1D9N)



Contacts	Shell Size	D min	D max	G ± 0,40 (.016)	J max	L Typical	X ± 0,10 (.004)	Pitch between contacts
Male	E	11,98 (.472)	12,48 (.491)	4,00 (.157)	18,30 (.720)	14,21 (.559)	7,35 (.289)	2,29 (.090)
	A	11,98 (.472)	12,48 (.491)	4,00 (.157)	18,30 (.720)	14,21 (.559)	7,35 (.289)	2,29 (.090)
	B	12,18 (.480)	12,68 (.499)	4,00 (.157)	18,50 (.728)	14,41 (.567)	7,35 (.289)	2,29 (.090)
	C	12,18 (.480)	12,68 (.499)	4,00 (.157)	18,50 (.728)	14,41 (.567)	7,35 (.289)	2,41 (.095)
	D	12,18 (.480)	12,68 (.499)	4,00 (.157)	20,70 (.815)	15,55 (.612)	8,70 (.343)	2,41 (.095)
	F	11,98 (.472)	12,68 (.499)	4,00 (.157)	23,38 (.920)	16,49 (.649)	8,70 (.343)	2,41 (.095)
Female	E	11,98 (.472)	12,48 (.491)	4,00 (.157)	18,30 (.720)	14,21 (.559)	7,35 (.289)	2,29 (.090)
	A	11,98 (.472)	12,48 (.491)	4,00 (.157)	18,30 (.720)	14,21 (.559)	7,35 (.289)	2,29 (.090)
	B	11,98 (.472)	12,48 (.491)	4,00 (.157)	18,30 (.720)	14,21 (.559)	7,35 (.289)	2,29 (.090)
	C	11,98 (.472)	12,48 (.491)	4,00 (.157)	18,30 (.720)	14,21 (.559)	7,35 (.289)	2,41 (.095)
	D	11,98 (.472)	12,48 (.491)	4,00 (.157)	20,50 (.807)	15,35 (.604)	8,70 (.343)	2,41 (.095)
	F	11,98 (.472)	12,48 (.491)	4,00 (.157)	23,38 (.920)	16,49 (.649)	8,70 (.343)	2,41 (.095)

Termination Modifier: 1C7N, 1D7N, 1C9N, 1D9N
 For other termination modifier, consult factory

Weights

	Shell Size	Male Contact	Female Contact
Max Weight (grams) per contact		0,16 / 0,18 / 0,20 / 0,22 / 0,24	0,21 / 0,23 / 0,25 / 0,27 / 0,29
Max Weight (grams) of all contacts per size	E	2,70	3,45
	A	4,70	6,00
	B	7,94	10,14
	C	11,18	14,28
	D	14,84	18,74
	F	20,84	26,04
Max Weight (grams) of Brackets	E, A, B, C	3,95	3,95
	D	4,40	4,40
	F	5,00	5,00



Dimensions are shown in mm (inch)
 Dimensions subject to change

3401-001 D*M High Density

Cross references

90° bent PCB (with brackets)

Standard

Description ESA/ESCC		Part Number
340100102B	DEM 15P NMB 1C7N	C115371-6660
340100102B	DEM 15S NMB 1C7N	C115371-6661
340100102B	DAM 26P NMB 1C7N	C115371-6662
340100102B	DAM 26S NMB 1C7N	C115371-6663
340100102B	DBM 44P NMB 1C7N	C115371-6664
340100102B	DBM 44S NMB 1C7N	C115371-6665
340100102B	DCM 62P NMB 1C7N	C115371-6666
340100102B	DCM 62S NMB 1C7N	C115371-6667
340100102B	DDM 78P NMB 1D7N	C115371-6668
340100102B	DDM 78S NMB 1D7N	C115371-6669
340100102B	DEM 15P NMB 1C9N	C115371-6670
340100102B	DEM 15S NMB 1C9N	C115371-6671
340100102B	DAM 26P NMB 1C9N	C115371-6672
340100102B	DAM 26S NMB 1C9N	C115371-6673
340100102B	DBM 44P NMB 1C9N	C115371-6674
340100102B	DBM 44S NMB 1C9N	C115371-6675
340100102B	DCM 62P NMB 1C9N	C115371-6676
340100102B	DCM 62S NMB 1C9N	C115371-6677
340100102B	DDM 78P NMB 1D9N	C115371-6678
340100102B	DDM 78S NMB 1D9N	C115371-6679
340100102B	DFM 104P NMB 1D7N-FR172	C115371-6898
340100102B	DFM 104S NMB 1D7N-FR172	C115371-6899
340100102B	DFM 104P NMB 1D7N-A174	C115371-6900
340100102B	DFM 104S NMB 1D7N-A174	C115371-6901
340100102B	DFM 104P NMB 1D9N-FR172	C115371-6902
340100102B	DFM 104S NMB 1D9N-FR172	C115371-6903
340100102B	DFM 104P NMB 1D9N-A174	C115371-6904
340100102B	DFM 104S NMB 1D9N-A174	C115371-6905

Description FR022		Part Number
DEM 15P NMB 1C7N-FR022		C115371-4660
DEM 15S NMB 1C7N-FR022		C115371-4661
DAM 26P NMB 1C7N-FR022		C115371-4662
DAM 26S NMB 1C7N-FR022		C115371-4663
DBM 44P NMB 1C7N-FR022		C115371-4664
DBM 44S NMB 1C7N-FR022		C115371-4665
DCM 62P NMB 1C7N-FR022		C115371-4666
DCM 62S NMB 1C7N-FR022		C115371-4667
DDM 78P NMB 1D7N-FR022		C115371-4668
DDM 78S NMB 1D7N-FR022		C115371-4669
DEM 15P NMB 1C9N-FR022		C115371-4670
DEM 15S NMB 1C9N-FR022		C115371-4671
DAM 26P NMB 1C9N-FR022		C115371-4672
DAM 26S NMB 1C9N-FR022		C115371-4673
DBM 44P NMB 1C9N-FR022		C115371-4674
DBM 44S NMB 1C9N-FR022		C115371-4675
DCM 62P NMB 1C9N-FR022		C115371-4676
DCM 62S NMB 1C9N-FR022		C115371-4677
DDM 78P NMB 1D9N-FR022		C115371-4678
DDM 78S NMB 1D9N-FR022		C115371-4679
DFM 104P NMB 1D7N-FR172-FR022		C115371-4908
DFM 104S NMB 1D7N-FR172-FR022		C115371-4909
DFM 104P NMB 1D7N-A174-FR022		C115371-4910
DFM 104S NMB 1D7N-A174-FR022		C115371-4911
DFM 104P NMB 1D9N-FR172-FR022		C115371-4912
DFM 104S NMB 1D9N-FR172-FR022		C115371-4913
DFM 104P NMB 1D9N-A174-FR022		C115371-4914
DFM 104S NMB 1D9N-A174-FR022		C115371-4915



Dimensions are shown in mm (inch)
Dimensions subject to change

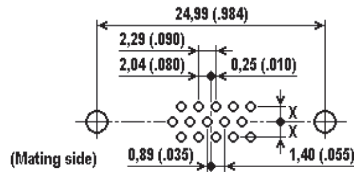
3401-001 D*M High Density

PCB Hole Pattern

Face view, pin insert for plug
(use a mirror image for receptacle)

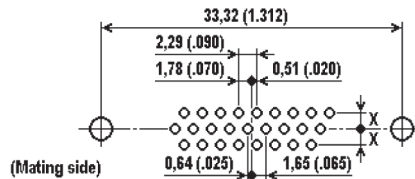
Size E

15 contacts



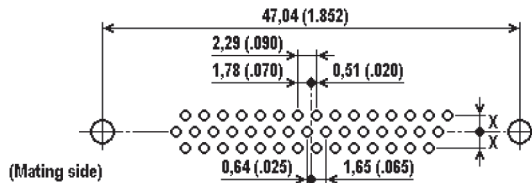
Size A

26 contacts



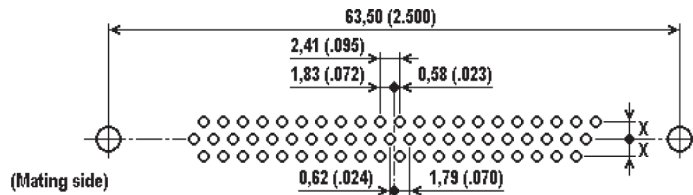
Size B

44 contacts



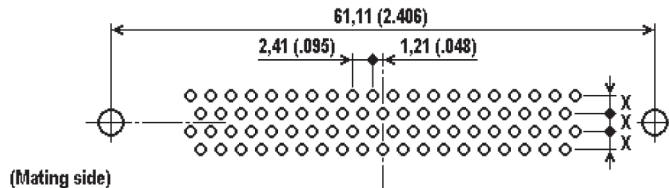
Size C

62 contacts



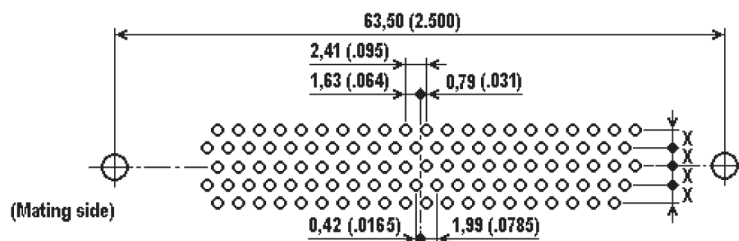
Size D

78 contacts



Size F

104 contacts



Dimension X

- 1,98 (.078) for sizes E, A, B, C
- 2,08 (.082) for size D and F

Recommended PC hole for signal contacts

- \varnothing 0,90 (.035) min for terminations \varnothing 0,51 (.020) (M2) Termination
- \varnothing 1,00 (.040) min for terminations \varnothing 0,57 (.022) (OL3) Termination



*Dimensions are shown in mm (inch)
Dimensions subject to change*

X-ON Electronics

Largest Supplier of Electrical and Electronic Components

Click to view similar products for [D-Sub High Density Connectors](#) category:

Click to view products by [C&K](#) manufacturer:

Other Similar products are found below :

[1484349-1](#) [163A16769X](#) [163A16809X](#) [163A17089X](#) [164A17199X](#) [164A17209X](#) [164A17479X](#) [164A18209X](#) [17BH-044S-AA110](#) [K86X-AD-26S](#) [KF66X-A26P-NJ](#) [KF66X-E15P-N](#) [241A17320X](#) [242A18390X](#) [242A25740X](#) [L717HDB44POL2R210](#) [L717HDCH62POL2RM5](#) [L717HDEH15POL2](#) [L777HDE15P](#) [L77HDC62S](#) [L77HDE15SC309](#) [163A16779X](#) [163A16839X](#) [163A17049X](#) [163A17079X](#) [164A17309X](#) [164A17329X](#) [164A18219X](#) [241A16440X](#) [241A16550X](#) [241A16680X](#) [241A17390X](#) [241A20810X](#) [241A25740X](#) [CT25-44P](#) [K66X-E15S-N30](#) [K86X-BA-44S](#) [K86X-ED-15S-BR15](#) [K86X-ED-15SK](#) [L177HDE15SOL2RM23](#) [L177HRC62S](#) [L177HRC62SVFM](#) [L177HRCG62S](#) [L717HDBH44POL2RM5](#) [L717HDEG15POL2RM5](#) [L77HDA26SVF](#) [L77HDE15SD1CO](#) [L77HDEH15SOL2RM832](#) [DAMA-15S-WS](#)
[443895-3](#)