


LCS Series Subminiature Sealed Snap-acting Switches



Features/Benefits


- Compact design
- Long life and high electrical capacity
- Quick connect, solder terminals, PC terminals, wire leads
- Wide variety of actuator styles
- RoHS compatible, RoHS compliant
- IP67

Typical Applications

- Motorized equipment
- Sump pump
- Thermostatic controls
- Computers
- Air conditioners



Specifications

CONTACT RATING: 6 AMP, 250 V AC and
5 AMP, 125/250 V AC
0.1 AMP, 125/250 V AC 

ELECTRICAL LIFE: 10,000 cycles

INSULATION RESISTANCE: 100 M ohm min.

DIELECTRIC STRENGTH: 1,000 VAC

OPERATING TEMPERATURE:

0°C to +120°C (without wire)

0°C to +85°C (with UL1007 wire)

0°C to +105°C (with UL1015 wire)

0°C to +105°C (with UL1430 wire)

0°C to +80°C (with UL1061 wire)

0°C to +120°C (with UL1330 wire)

OPERATING FORCE: (see ACTUATOR'S option sections).

MOUNTING: 2-56 screws, torque 2.3 in/lbs max.

NOTE: Specifications and materials listed above are for switches with standard options.
For information on specific and custom switches, consult Customer Service center.

Materials

SWITCH HOUSING: Thermoplastic polyester or high temperature thermoplastic (PTS) (UL 94V-0).

ACTUATOR BUTTON: Thermoplastic polyester.

SPRING: Copper alloy.

PIVOT: Copper alloy.

MOVABLE CONTACTS: Silver nickel

STATIONARY CONTACTS: Silver nickel on copper alloy.

TERMINALS: Copper alloy.

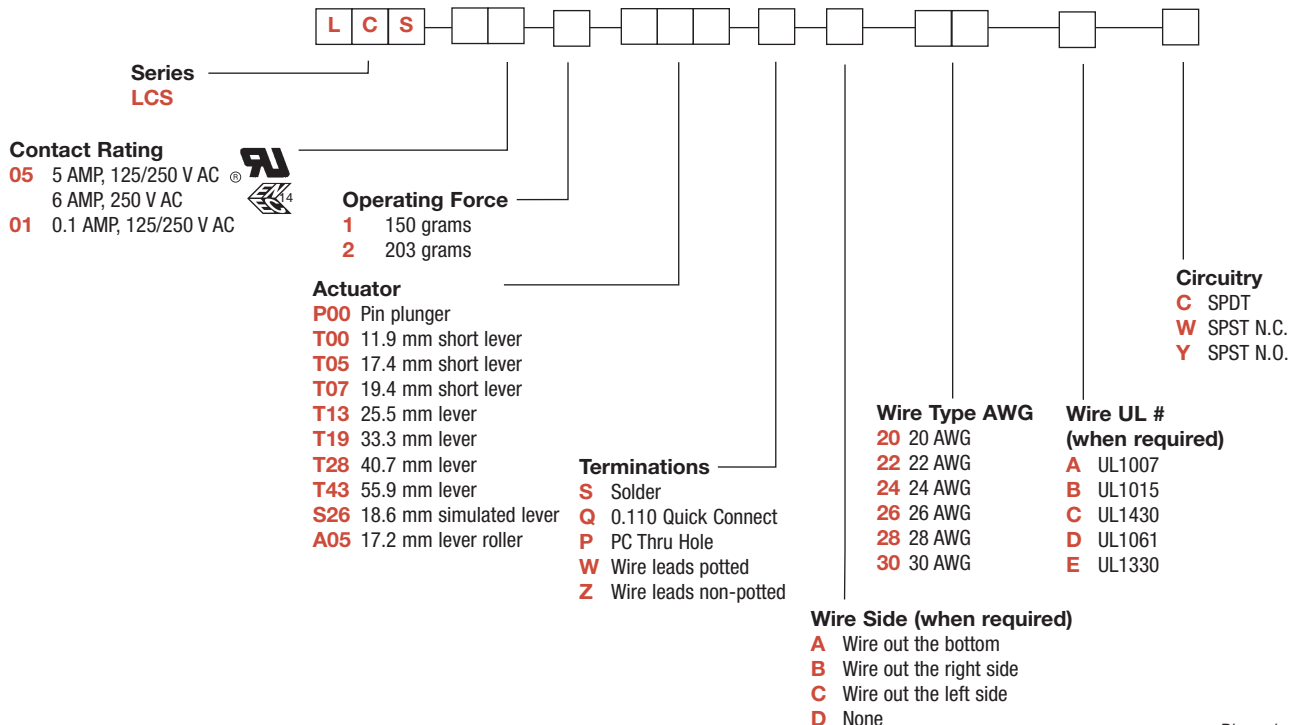
ACTUATOR LEVEL: Stainless steel.



Snap-acting

Build-A-Switch

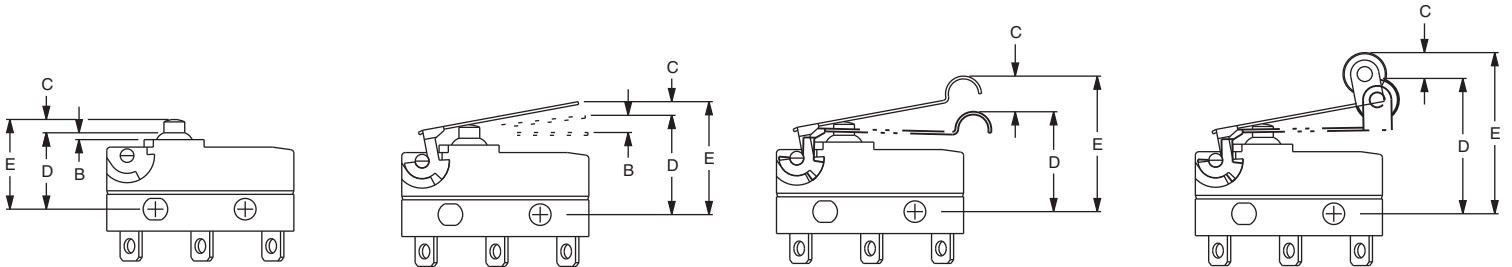
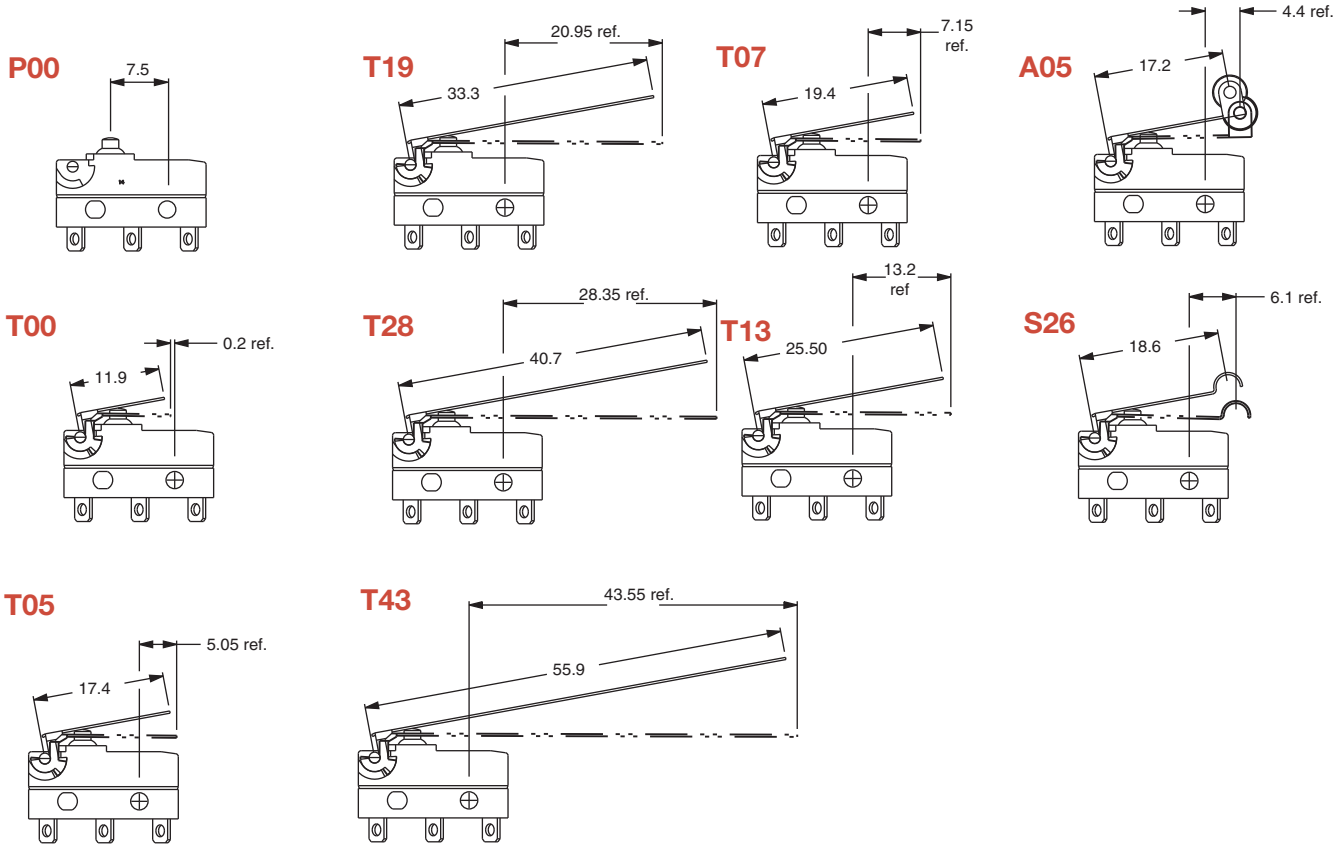
To order, simply select desired option from each category and place in the appropriate box. Available options are shown and described on pages J-27 thru J-29. For additional options not shown in catalog, consult Customer Service Center.



Dimensions are shown: mm
Specifications and dimensions subject to change

LCS Series Subminiature Sealed Snap-acting Switches

ACTUATOR



ACTUATOR OPTION CODE	A mm LENGTH OF LEVER	B mm OVER TRAVEL (MIN)	C mm PRE TRAVEL (MAX)	D mm OPERATING POSITION	E mm FREE POSITION (MAX)	DIFF. MOTION (MAX) mm		OPERATING FORCE (MIN) Grams		RELEASE FORCE (MIN) Grams	
						150 grams	203 grams	150 grams	203 grams	150 grams	203 grams
P00	button	0.6	1.2	8.4 ±.3	9.9	0.2	0.2	150	203	30	50
T00	11.9	0.6	3.2	8.8 ±.9	11.1	0.5	0.5	66	98	10	21
T05	17.40	0.9	4.3	8.8 ±1.1	12	0.6	0.6	73	82	14	16
T07	19.40	1	4.8	8.8 ±1.2	12.4	0.7	0.7	55	66	11	13
T13	25.5	1.6	6.3	8.8 ±1.6	13.5	0.9	0.9	29	54	6	11
T19	33.3	1.95	8.0	8.8 ±2.0	15.0	1.75	1.75	32	40	2	5
T28	40.7	2.1	10.1	8.8 ±2.6	16.3	2.3	1.4	33	39	1	8
T43	55.9	2.9	13.8	8.8 ±3.5	19.1	3.6	2.0	23	33	1	7
S26	18.6	1	4.6	10.7 ±1.2	14.1	0.95	0.65	42	68	7	14
A05	17.20	0.9	4.3	14.5 ±1.1	17.7	0.6	0.6	60	72	12	15



Third Angle
Projection

Dimensions are shown: mm

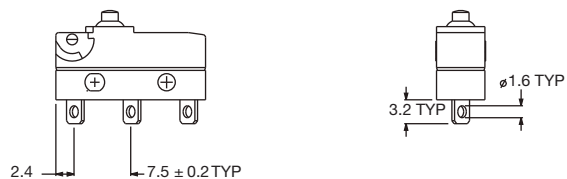
Specifications and dimensions subject to change



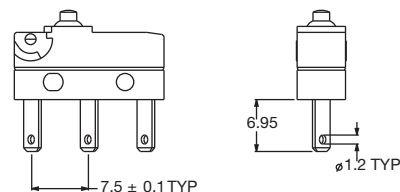
LCS Series Subminiature Sealed Snap-acting Switches

TERMINATIONS

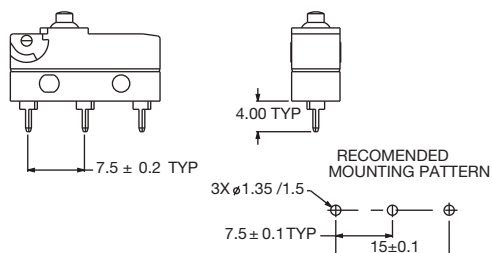
S SOLDER



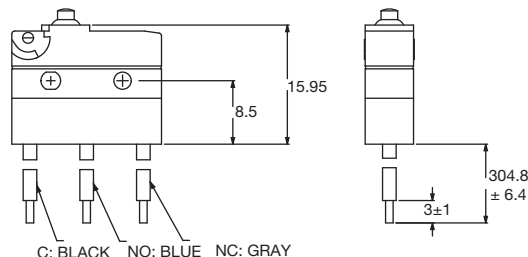
Q QUICK CONNECT 2.8mm / 0.110"



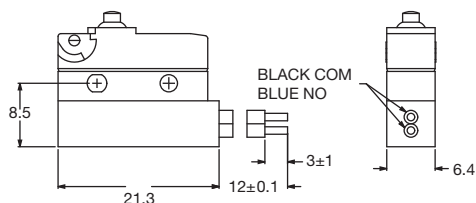
P PC THRU HOLE



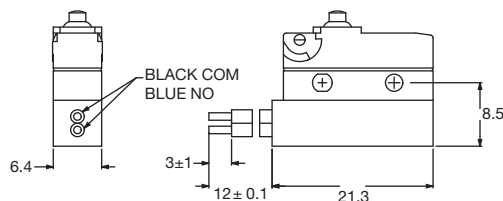
Z or W "A" WIRE ORIENTATION



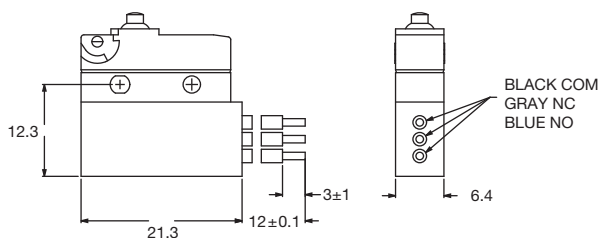
Z or W "B" WIRE ORIENTATION
"Y" OR "W" CIRCUITRY



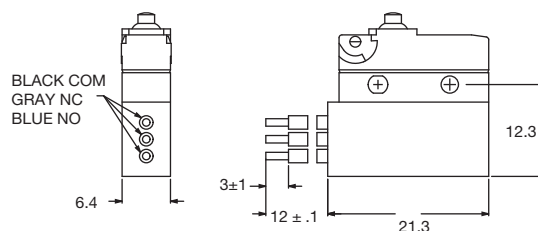
Z or W "C" WIRE ORIENTATION
"Y" OR "W" CIRCUITRY



Z or W "B" WIRE ORIENTATION
"C" CIRCUITRY



Z or W "C" WIRE ORIENTATION
"C" CIRCUITRY



CIRCUITRY

- C** SPDT (Single Pole, Double Throw)
- W** SPST N.C. (Single Pole, Single Throw, Normally Closed)
- Y** SPST N.O. (Single Pole, Single Throw, Normally Open)



Third Angle
Projection

Dimensions are shown: mm
Specifications and dimensions subject to change

X-ON Electronics

Largest Supplier of Electrical and Electronic Components

Click to view similar products for [Switch Accessories](#) category:

Click to view products by [C&K](#) manufacturer:

Other Similar products are found below :

[896809000](#) [01500](#) [01010](#) [01501](#) [7101MD9V30B](#) [7103KZBE](#) [7103P3YAVGE](#) [7209MD9ABE](#) [7209SY9AQE](#) [7209SYCBE](#) [7303KZQE](#)
[F1302](#) [F1403](#) [760201000](#) [764300000](#) [785105000](#) [785106000](#) [789009000](#) [7T0062](#) [7T0073](#) [MJ1216](#) [MJ33](#) [MJ612](#) [849PT01A](#)
[91321314655637182-1-MEV](#) [A0107X](#) [A0141A](#) [A0141E](#) [A0142M2SP](#) [A0142N5](#) [A0143G](#) [A0143H](#) [A0161G](#) [A0162A](#) [A0162F](#) [A019307](#)
[A01RTC8](#) [A0214X](#) [A0215X](#) [A02504](#) [A02512](#) [A0261A](#) [A0263D](#) [A029303](#) [A02MXB](#) [A168P1](#) [A274](#) [A3A-7310](#) [A3PA571124E](#) [A466](#)