



# PLP16 Series Panel Mount LED Sealed Pushbutton Switch

**NEW**

Pushbutton  
A

## Features/Benefits

- Illuminated & non-illuminated type
- Momentary or lock version
- IP65 or IP40 sealed
- 1,000,000 life cycle
- Choices of colors on LED illumination
- Various actuator sizes and styles
- Withstand high shock and vibration application

## Typical Applications

- Industrial control panel
- Off-road transportation
- Machine and equipment
- Production control indicator



## Specifications

FUNCTION: SPDT or DPDT  
CONTACT ARRANGEMENT: N.O. AND N.C.  
MOUNTING TYPE: Threaded front panel mount

## Mechanical

OPERATING LIFE: Momentary 1,000,000 cycles  
Lock 100,000 cycles  
TOTAL TRAVEL: 1.2 ± 0.3 mm  
OPERATING FORCE: 3.0 max.

## Electrical

CONTACT RATING: 1th 5A / 250 VAC  
3A / 250 VAC  
1A / 30 VDC  
OPERATING LIFE: Momentary 100,000 cycles  
Lock 50,000 cycles  
DIELECTRIC STRENGTH: 2,000 V RMS @ sea level  
INSULATION RESISTANCE: 100 MΩ min. @ 500 VDC  
INITIAL CONTACT RESISTANCE : 50 mΩ max. initial value

## Materials

BUSHING: PEI  
BASE / LED holder: PBT  
ACTUATOR: PC  
INTERNAL ASSEMBLY: POM / PC  
SPRING: Steel (SUS304)  
SEALING / O-ring: Silicone  
TERMINALS / CONTACT: Brass (C2680) / Phosphorus Bronze, Silver or Gold over Silver plated

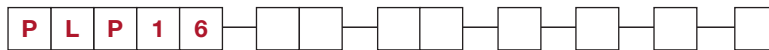
## Operating Environment

OPERATING TEMPERATURE: -25°C to 55°C  
SEALING / PROTECTION: IP65 or IP40

**NOTE:** Specifications and materials listed above are for switches with standard options. For information on specific and custom switches, please contact Customer Service.

## Build-A-Switch

To order, simply select desired option from each category and place in the appropriate box.



### Switch Type

| Illuminated PB / Pilot light (Apply voltage) | Non-illuminated PB (CAP options) |
|--|----------------------------------|
| 00 Without LED                               | C1 Solid color                   |
| 06 6 VAC/DC                                  | C2 Transparent                   |
| 12 12 VAC/DC                                 |                                  |
| 24 24 VAC/DC                                 |                                  |

### Actuator Style \*

- RD** Round
- SQ** Square
- TA** Rectangular
- RV** Round oversize
- SV** Square oversize
- TV** Rectangular oversize
- TG** Rectangular guard

### Actuator Color

- 2** White
- 3** Red
- 4** Black \*\*
- 5** Yellow
- 6** Green
- 7** Blue
- 8** Orange \*\*\*

### IP Rating

- 4** IP40
- 6** IP65

### Mechanical Function

- A** Momentary
- E** Lock
- N** Pilot light

### Contact Arrangement

- S** SPDT
- D** DPDT
- P** Pilot light

\* Pilot light & C2 CAP available on RD, SQ, or TA actuator style only

\*\* For C1 CAP only

\*\*\* Not available on C1 CAP



**NEW**

# PLP16 Series Panel Mount LED Sealed Pushbutton Switch

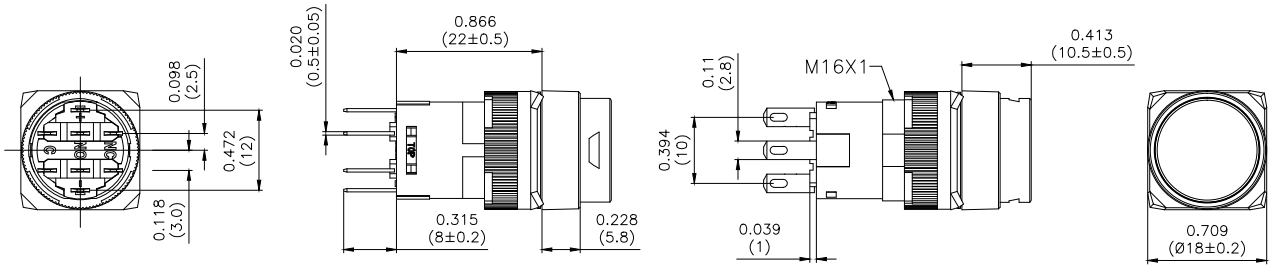


**A**

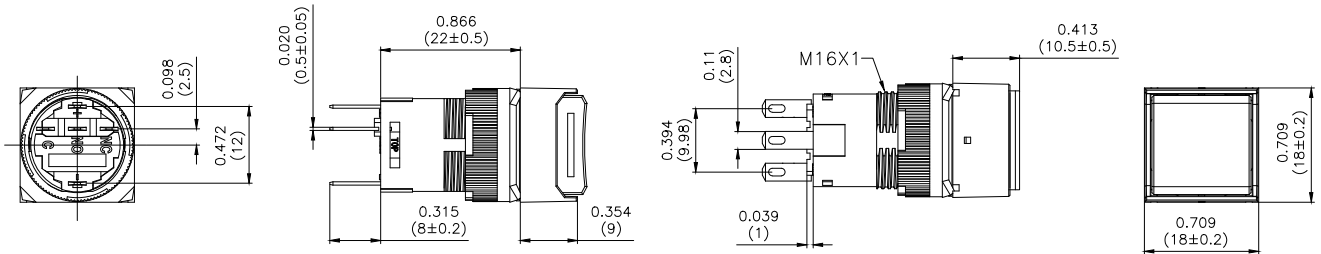
**Pushbutton**

## STANDARD VIEW / SWITCH TYPE

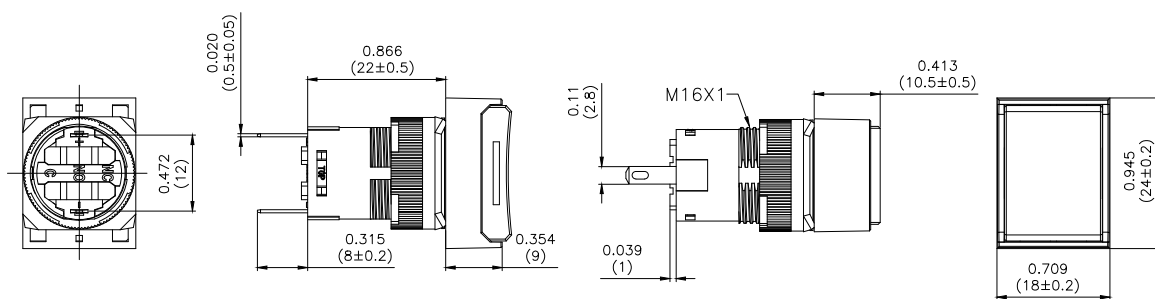
### ILLUMINATED Ø 5/8" (16 MM)



### PUSHBUTTON Ø 5/8" (16 MM)

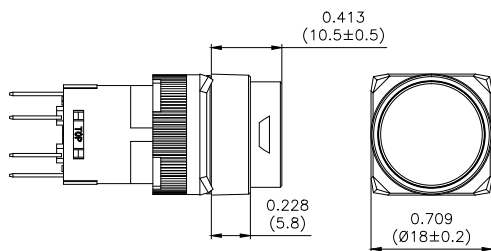


### PILOT LAMP Ø 5/8" (16 MM)

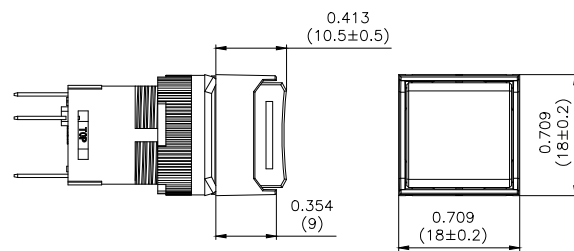


## ACTUATOR STYLE / CAP SIZE

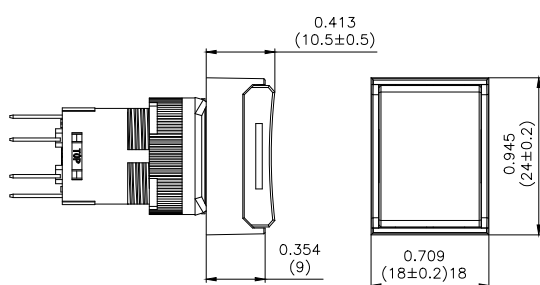
### RD ROUND



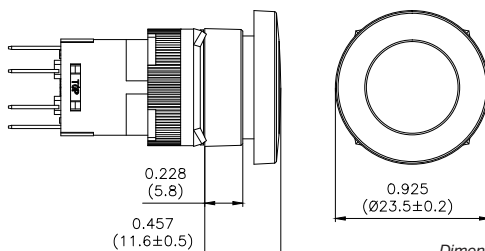
### SQ SQUARE



### TA RECTANGULAR



### RV ROUND OVERSIZE



Dimensions are shown: mm (inches)  
Specifications and dimensions subject to change

**NEW**

# PLP16 Series Panel Mount LED Sealed Pushbutton Switch

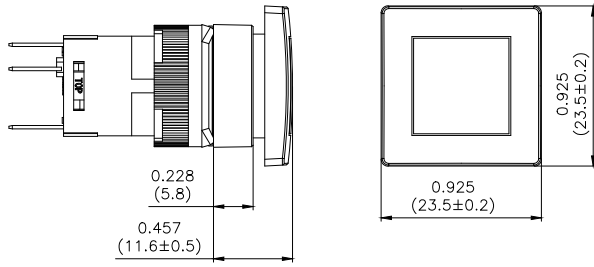


**A**

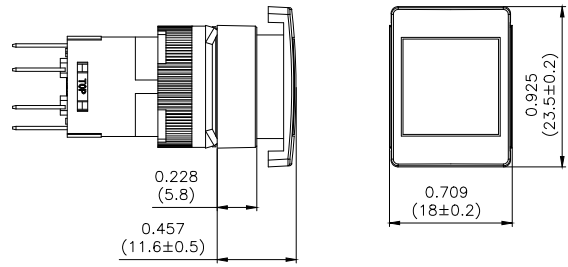
Pushbutton

## ACTUATOR STYLE / CAP SIZE

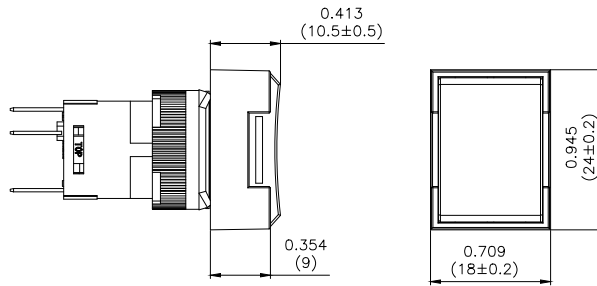
**SV** SQUARE OVERSIZE



**TV** RECTANGULAR OVERSIZE



**TG** RECTANGULAR WITH GUARD

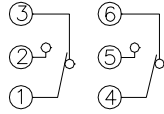


## CONTACT ARRANGEMENT

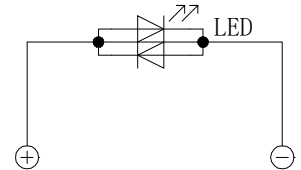
**S** SPDT



**D** DPDT

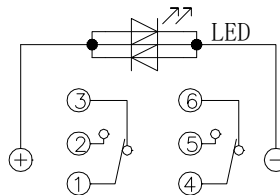
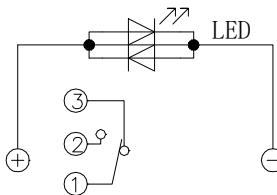


**P** PILOT LIGHT



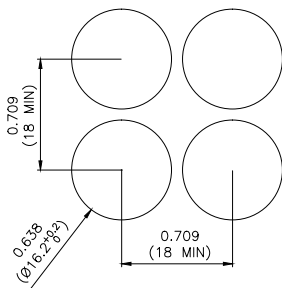
PUSHBUTTON

ILLUMINATED

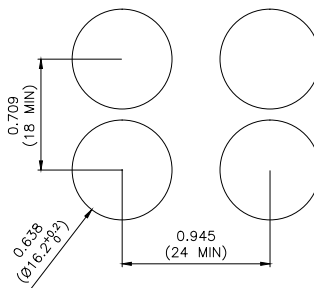


## MOUNTING HOLES LAYOUT

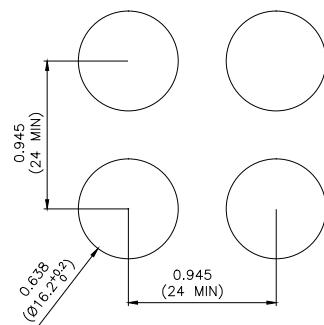
**ROUND / SQUARE**



**RECTANGULAR (PLUS FULL GUARD & OVERSIZE)**



**OVERSIZE ROUND & SQUARE**



Mounting panel thickness reference dia: 0.5-0.6 mm

Dimensions are shown: mm (inches)  
Specifications and dimensions subject to change

**NEW**

# PLP16 Series Panel Mount LED Sealed Pushbutton Switch

**A**  
Pushbutton

## LED - LAMP RATING

|  |    |   |                     |                     |
|--|----|---|---------------------|---------------------|
| <b>Voltage Range</b>                           |    | 6V AC/DC $\pm$ 5%   | 12V AC/DC $\pm$ 10% | 24V AC/DC $\pm$ 10% |
| <b>Rated Voltage</b>                           |    | 6V AC/DC  | 12V AC/DC           | 24V AC/DC           |
| <b>Current Draw</b>                            | DC | 8 mA  | 8 mA                | 8 mA                |
|  | AC | 9 mA  | 9 mA                | 9 mA                |
| <b>Lamp Base Color / Lamp Body Resin Color</b> |    | Illumination color / Porcelain white  |                     |                     |
| <b>Life (reference value)</b>                  |    | 50,000 hours (brightness of LED lamp will half of the initial value when using DC only) |                     |                     |

## ACCESSORY ORDERING INFORMATION

### LED LAMP

|  | Rated Voltage | Ordering Code |
|--|---------------|---------------|
|  | 6V AC/DC      | PL06X *       |
|  | 12V AC/DC     | PL12X *       |
|  | 24V AC/DC     | PL24X *       |

\* X = choice of LED color

| X | Color  |
|---|--------|
| 2 | White  |
| 3 | Red    |
| 5 | Yellow |
| 6 | Green  |
| 7 | Blue   |
| 8 | Orange |

### SWITCH PROTECTIVE GUARD FOR IP65 (180° SPRING RETURN COVER)#

**ROUND  
PCS651****SQUARE  
PCS652****RECTANGULAR  
PCS653**

### SWITCH PROTECTIVE GUARD FOR IP40 & IP65 #

| Rated | Cover Opening | For Actuator Type | Ordering Code | Rated | Cover Opening | For Actuator Type | Ordering Code |
|-------|---------------|-------------------|---------------|-------|---------------|-------------------|---------------|
|       | 90°           | Round / Square    | PC401         |       | 90°           | Round / Square    | PC654         |
|       |               | Rectangular       | PC402         |       |               | Rectangular       | PC655         |
|       | 180°          | Round / Square    | PC403         |       | 180°          | Round / Square    | PC656         |
|       |               | Rectangular       | PC404         |       |               | Rectangular       | PC657         |

# Refer to spec for panel cutout dimensions and mounting instruction

## X-ON Electronics

Largest Supplier of Electrical and Electronic Components

*Click to view similar products for [Pushbutton Switches](#) category:*

*Click to view products by [C&K](#) manufacturer:*

Other Similar products are found below :

[8940K2012](#) [8971K1133](#) [LW1L-M1C10V-A](#) [LW1L-M1C70-A](#) [LW2L-A1C20M-GD](#) [LW2L-M1C20M-A](#) [60324L](#) [M22-D-R-GB0/K11](#) [M7E-HRN2](#) [67021K512](#) [67081K512X](#) [701PB580](#) [7199K101](#) [810K12910](#) [810KSV30B](#) [MML21EA2ADK](#) [MML21KA3ABK](#)  
[MML23KA3AC05K-001](#) [MML23KW3AA01W](#) [8418K2](#) [8442K3](#) [8450K1](#) [860K11911T01A](#) [861901](#) [861K11911T01A07](#)  
[861K13810T00A14](#) [861K13911](#) [8646AB6X718UL](#) [8646ABUL](#) [9001KXRK](#) [907AYY100](#) [PMHD155A1](#) [9533CD4+U574+U4922](#) [95-414.000](#) [99-450.837](#) [99-453.837](#) [PV3H2B0NN-341](#) [1203MRA](#) [A22NZBGANGA](#) [A22NZBNANGA](#) [A22NZMPATRA](#) [A2PMA1X03EC56](#)  
[A3A-5123-02](#) [A3A-7140](#) [A3A-7310](#) [A3A-7340](#) [A3U-TMW-A2C-5M](#) [A595](#) [12037A2ULCSA](#) [ABD122N-B](#)