

Industrial Audible Signal 110 dB (A) Series YA50



- > Max sound output 110 db (A) / 1 m
- > IP65 rated as standard
- > 32 selectable tones meeting international regulations
- > Flame retardant ABS enclosure
- > Stainless steel fixings
- > 2 stage alarm
- > Independently selectable second stage
- > Low current consumption
- > Robust, reliable and simple to install









06496E00

E5

Yodalarm range
Multi-purpose audible signalling device designed for use in industrial applications.

Approvals

Certificates	
	UL 464
	C22.2 No. 205-M1983
 0086-CPR-96705	BS EN 54-3 : 2001 incorporates amendment A 1 : 2002 + A 2 : 2006
 KM 91259	BS EN 54-3 : 2001 incorporates amendment A 1 : 2002+ A 2 : 2006
	EN54-3 : 2001 + A1 : 2002 + A2 : 2006 VdS 2504 (12/96), VdS 2203 (03/01), VdS 2344 (12/05), Cert No. G28702
	Marine Equipment Directive MED Module B BSI/MED/A.1/3.53/590299, Module D BSI/MED/PC/590302

Industrial Audible Signal 110 dB (A)

Series YA50



Selection Table

Version	Enclosure colour	Rated operational voltage	Order number	Art. no.	Weight
YA50 Sounder, BS EN 54-3 + MED, standard devices	red flame (RF)	24 V DC	YA50/D/RF/WR	204881	0.710
		115 V AC	YA50/L/RF/WR	204374	0.810
		230 V AC	YA50/N/RF/WR	204382	0.810
YA50 Sounder, UL certification	red flame (RF)	24 V DC	YA50/D/RF/UL	204387	0.710
		115 V AC	YA50/L/RF/UL	204388	0.810
		230 V AC	YA50/N/RF/UL	204389	0.810
YA50 Sounder, VDS certification	red flame (RF)	24 V DC	YA50/D/RF/WR/VDS	212037	0.710
YA50 Sounder, general purpose	red normal (RN)	24 V AC	YA50/I/RF/WR	245155	0.810

Note Other voltages and variants are available. Please contact your local sales office for more details

Technical Data

Electrical data

Rated operational voltage	24 or 48 V DC 115 or 230 V AC	
Current consumption	24 V DC	39 mA
	115 V AC	23 mA
	230 V AC	15 mA
	24 V AC	120 mA at tone 1
Operational parameters	+ or - 10% of nominal	
Line monitoring	3 wire, 2 stage or 2 wire, single stage: monitor via reverse polarity 2 wire, 2 stage i.e. bi-polar inputs: monitor via threshold (applied voltage < 1 V)	

Acoustic data

Volume	max. 110 dB (A)
Volume control	18 dB (A) adjustment
Sound stages	2, independently selectable tones
Sound selection	via DIL switch

Ambient conditions

Operating temperature range	Standard variants:	-25 ... +55 °C
	VDS certified variants:	-25 ... +40 °C
	UL certified variants:	-35 ... +66 °C
	24 V AC variants:	-25 ... +55 °C
Storage temperature	-40 ... +70 °C	
Max. relative humidity	93% ± 3 at 40 °C	

Mechanical data

Material	
Enclosure	flame retardant ABS
Assembly parts	stainless steel fixings
Labels	polyester foil, adhesive
Degree of protection	IP65 (IEC60529)

Mounting / Installation

Assembly	Should be mounted to a reasonably flat wall or bulkhead of suitable material using the lugs projecting from the side of the case. The lugs are bored 8 mm on 153 mm centres. The minimum recommended length of fixing screws is 25 mm. To maintain the integrity of the weather seal, the cable entry must be fitted using a suitable sealed gland.
Connection	V DC variants separate input and output 2,5mm ² terminals V AC variants 2,5mm ² terminals

Industrial Audible Signal 110 dB (A) Series YA50



Dimensional Drawings (All Dimensions in mm [inches]) - Subject to Alterations



We reserve the right to make alterations to the technical data, dimensions, weights, designs and products available without notice. The illustrations cannot be considered binding.

X-ON Electronics

Largest Supplier of Electrical and Electronic Components

Click to view similar products for [Clifford & Snell](#) manufacturer:

Other Similar products are found below :

[204330](#) [204364](#) [204407](#) [204434](#) [204436](#) [204507](#) [204570](#) [204588](#) [204646](#) [204678](#) [204697](#) [204717](#) [204720](#) [204738](#) [204815](#) [204881](#)
[204955](#) [204994](#) [205026](#) [205047](#) [205101](#) [FL40/D50/R/RN](#) [FL60/C/D50/A/EU](#) [YA30/N/RF/WR](#) [YA40/D/RN/WR](#) [YA50/N/RF/WR](#)
[YL40/D50/A/RN/WR](#) [YL40/D50/R/RN/WR](#) [YL40/N50/A/RN/WR](#) [YL40/N50/R/RN/WR](#) [YL50/D50/A/RF/WR](#) [YL50/D50/R/RF/WR](#)
[YL50/L50/R/RF/WR](#) [YL50/N50/A/RF/WR](#) [YL50/N50/R/RF/WR](#) [YL60/C/D50/R/EU](#)