

Industrial Audible Signal 120 dB (A) Series YA80 Super



- > Max sound output 120 db (A) / 1 m
- > IP65 rated as standard
- > 32 selectable tones meeting international regulations
- > Flame retardant ABS enclosure
- > Stainless steel fixings
- > 2 stage alarm
- > Independently selectable second stage
- > Sound selection via 5 way DIL switch
- > Low current consumption
- > Robust, reliable and simple to install







14594E00

E5

Yodalarm range
120 dB multi-purpose audible signalling device designed for use in industrial applications.

Approvals

Certificates	
	UL 464
	C22.2 No. 205-M1983
 0086-CPD-96705	BS EN 54-3 : 2001 incorporates amendment A 1 : 2002 + A 2 : 2006
 KM 91259	BS EN 54-3 : 2001 incorporates amendment A 1 : 2002 + A2 : 2006

Industrial Audible Signal 120 dB (A)

Series YA80 Super



Selection Table

Version	Enclosure colour	Rated operational voltage	Type	Art. no.	Weight
					kg
YA80 Super Sounder, BS EN 54-3, standard devices	red flame (RF)	24 V DC	YA80/D/RF/SU/WR	204404	2.900
		115 V AC	YA80/L/RF/SU/WR	204420	3.280
		230 V AC	YA80/N/RF/SU/WR	204434	3.280
YA80 Super Sounder, UL certification	red flame (RF)	24 V DC	YA80/D/RF/SU/UL	204440	2.900
		115 V AC	YA80/L/RF/SU/UL	204442	3.280
		230 V AC	YA80/N/RF/SU/UL	209649	3.280

Note Other voltages and variants are available. Please contact your local sales office for more details

Technical Data

Electrical data

Rated operational voltage	24 or 48 V DC 115 or 230 V AC	
Current consumption	24 V DC	541 mA
	230 V AC	74 mA at tone 1
Operational parameters	+ or - 10% of nominal	
Line monitoring	3 wire, 2 stage or 2 wire, single stage: monitor via reverse polarity 2 wire, 2 stage i.e. bi-polar inputs: monitor via threshold (applied voltage < 1 V)	

Acoustic data

Volume	max. 120 dB (A)
Sound stages	2, independently selectable tones
Sound selection	via DIL switch

Ambient conditions

Operating temperature range	Standard variants:	-25 ... +55 °C
	UL certified variants:	-35 ... +66 °C
Storage temperature	-40 ... +70 °C	
Max. relative humidity	93% ± 3 at 40 °C	

Mechanical data

Material	
Enclosure	flame retardant ABS
Assembly parts	stainless steel fixings
Labels	polyester foil, adhesive
Degree of protection	IP65 (IEC60529)

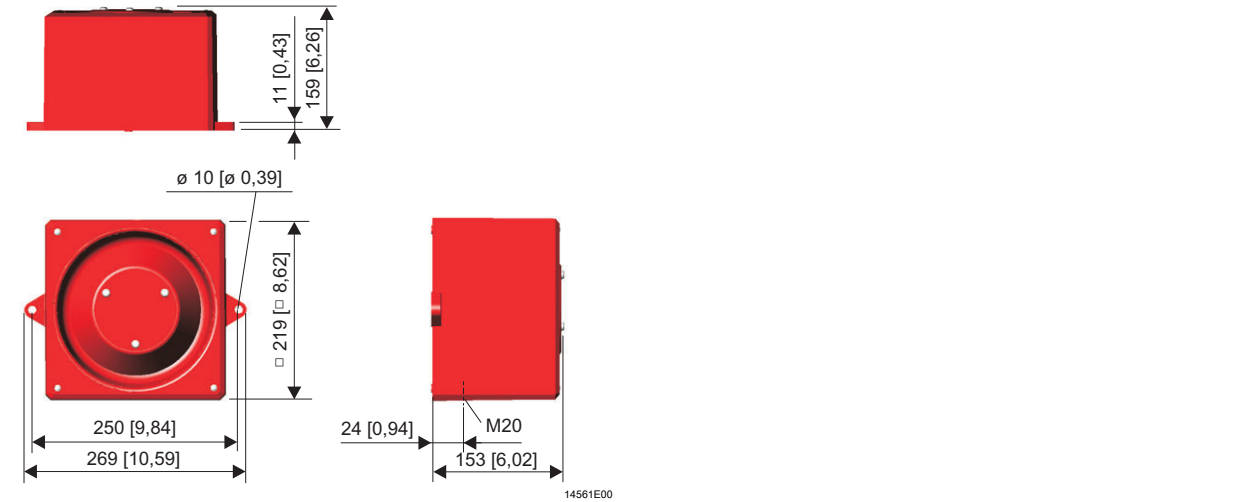
Mounting / Installation

Assembly	Should be mounted to a reasonably flat wall or bulkhead of suitable material using the lugs projecting from the side of the case. The lugs are bored 10 mm on 250 mm centres. The minimum recommended length of fixing screws is 30 mm. To maintain the integrity of the weather seal, the cable entry must be fitted using a suitable sealed gland.
Connection	V DC variants separate input and output 2,5mm ² terminals V AC variants 2,5mm ² terminals

Industrial Audible Signal 120 dB (A) Series YA80 Super



Dimensional Drawings (All Dimensions in mm [inches]) - Subject to Alterations



We reserve the right to make alterations to the technical data, dimensions, weights, designs and products available without notice. The illustrations cannot be considered binding.

X-ON Electronics

Largest Supplier of Electrical and Electronic Components

Click to view similar products for [Clifford & Snell](#) manufacturer:

Other Similar products are found below :

[204330](#) [204364](#) [204407](#) [204434](#) [204436](#) [204507](#) [204570](#) [204588](#) [204646](#) [204678](#) [204697](#) [204717](#) [204720](#) [204738](#) [204815](#) [204881](#)
[204955](#) [204994](#) [205026](#) [205047](#) [205101](#) [FL40/D50/R/RN](#) [FL60/C/D50/A/EU](#) [YA30/N/RF/WR](#) [YA40/D/RN/WR](#) [YA50/D/RF/WR](#)
[YA50/N/RF/WR](#) [YL40/D50/A/RN/WR](#) [YL40/D50/R/RN/WR](#) [YL40/N50/A/RN/WR](#) [YL40/N50/R/RN/WR](#) [YL50/D50/A/RF/WR](#)
[YL50/D50/R/RF/WR](#) [YL50/L50/R/RF/WR](#) [YL50/N50/A/RF/WR](#) [YL50/N50/R/RF/WR](#) [YL60/C/D50/R/EU](#)