

Intrinsically Safe Combination Signal - 100 dB (A) / LED Beacon Series YL4IS



- > Max sound output 100 dB (A) / 1 m
- > 8 LED array flashing beacon
- > 32 selectable tones meeting international regulations
- > Sound selection via DIL switch
- > Stainless steel fixings
- > Monitoring facility
- > Flame retardant ABS enclosure



14767E00

Yodalex range

Combination audible and visual signal designed for use in hazardous environments. This product series can be powered using a combined supply through a single barrier or the sounder and beacon can be wired independently using two single barriers or one dual channel barrier.

	ATEX					
Zone	0	1	2	20	21	22
For use in	x	x	x	x	x	x

Explosion Protection

Europe (ATEX)

Gas and dust

Baseefa08ATEX0194X
 Ⓜ II 1 G Ex ia IIC T4 Ga
 Ⓜ II 1 D Ex ia IIIC T190°C Da

Certifications and certificates

Certificates

ATEX, India (PESO)

Intrinsically Safe Combination Signal - 100 dB (A) / LED Beacon Series YL4IS



Selection Table

Version	Enclosure colour	Safety barrier	Temperature class	Lens colour	Order number	Art. no.	Weight
YL4IS Sounder/Strobe, ATEX certification, standard devices	red normal (RN)	ISC	T4	amber	YL4/ISC/T4/A/RN	211533	0.640
				red	YL4/ISC/T4/R/RN	205450	0.640
				green	YL4/ISC/T4/G/RN	212118	0.640
				opal	YL4/ISC/T4/O/RN	212120	0.640
				blue	YL4/ISC/T4/B/RN	212142	0.640
				clear	YL4/ISC/T4/C/RN	212119	0.640

Technical Data




Electrical data				
Rated operational voltage	16.2 ... 26.4 V			
Current consumption	Power supply			
	Certified barrier / isolator parameters			
	Current consumption			
	Sound output			
	24 V DC	28 V / 300 Ω	24 mA	99 dB (A) / 1 m
	18 V DC	28 V / 300 Ω	33 mA	94 dB (A) / 1 m
	*) combined supply			
Certified input parameters				
Independent wiring				
	beacon	sounder		
	U _i = 30 V	30 V		
	I _i = 200 mA	133 mA		
	P _i = 0.7 W	0.7 W		
	C _i = 0	0		
	L _i = 0	0		
Combined supply				
	U _i = 30 V			
	I _i = 133 mA			
	P _i = 0.7 W			
	C _i = 0			
	L _i = 0			
Line monitoring	yes			
Acoustic data				
Volume	max. 100 dB(A) / 1 m			
Volume control	15 dB(A) adjustment (T4 Models only)			
Sound stages	2			
Sound selection	via DIL-switch			
Luminous characteristics				
Light source	8 array LED			
Flash rate	1/s			
Lens colour	amber, red, green, opal, blue, clear			
Ambient conditions				
Operating temperature range	-25 to +40 °C			
Storage temperature	-40 to +70 °C			
Max. relative humidity	95 % at 40 °C			
Mechanical data				
Cable entries	1 x M20			
Material				
Enclosure	ABS, flame retardant			
Lens	polycarbonate, flame retardant			
Assembly parts	stainless steel fixings			
Labels	polyester foil, adhesive			
Degree of protection	IP65 acc. to IEC 60529			
Mounting / Installation				
Mounting	Should be mounted to a reasonably flat wall or bulkhead of suitable material using the lugs projecting from the side of the enclosure. The minimum recommended length of fixing screws is 25 mm. To maintain the integrity of the weather seal the cable entry must be fitted using a suitable sealed gland.			
Connection	Independent wiring or combined supply 2.5 mm ² terminals			

E5

Intrinsically Safe Combination Signal - 100 dB (A) / LED Beacon Series YL4IS

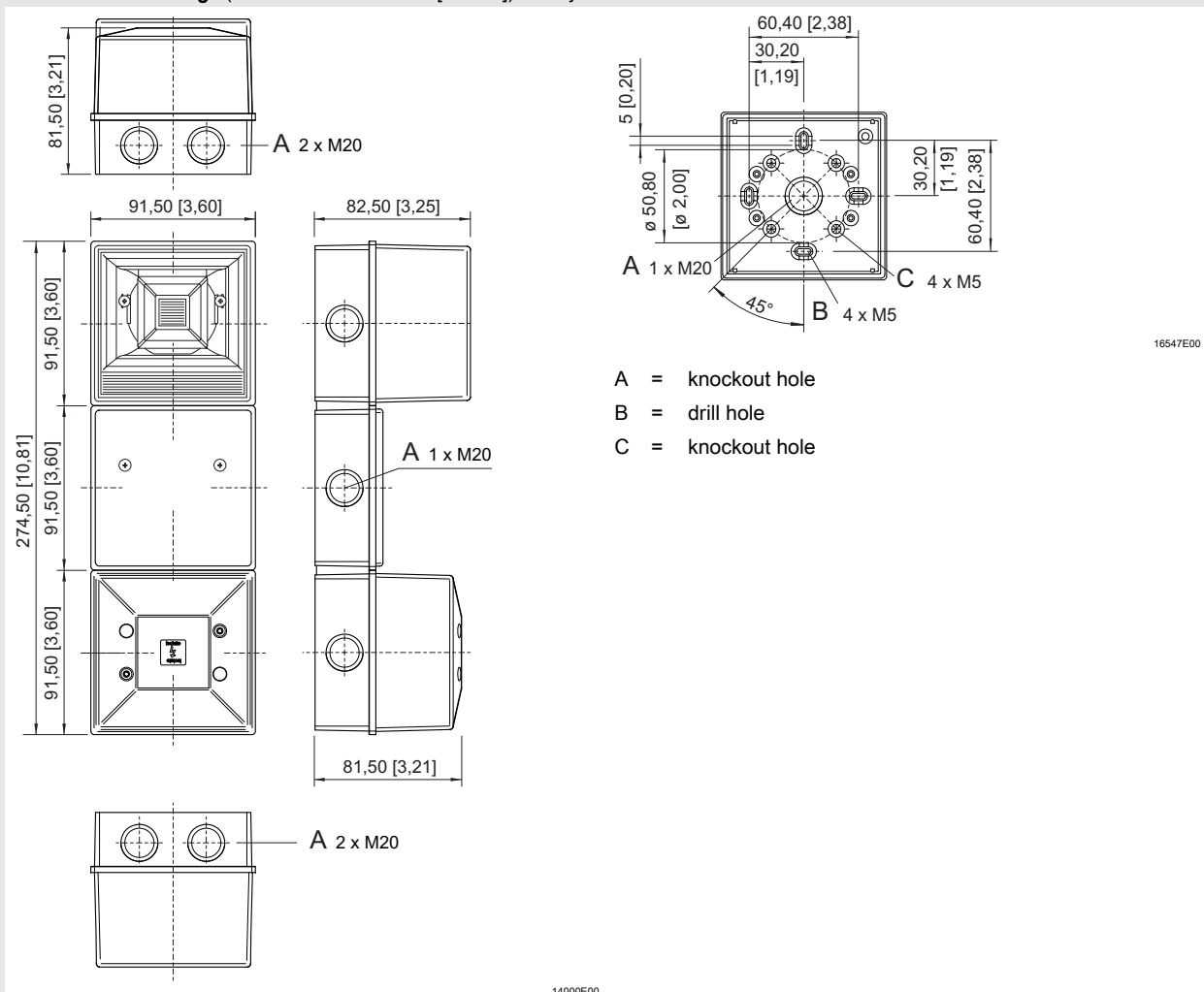


Accessories and Spare Parts

Designation	Figure	Description	Order number	Art. no.	WebCode
Safety barrier		single channel	9001/01-280-085-101	158351	9001A
		dual channel	9002/11-280-186-001	158848	9002A
Galvanic isolator		9176/10-15-00 (1 channel) single channel	9176/10-15-00s	160472	9176A
		9176/20-15-00 (2 channels) dual channel	9176/20-15-00s	165567	9176A
Cable gland		8161/8 Ex i (black with blue cap nut)	8161/8-M20-1304	239164	8161A
		8161/8-M20-1304 50 pieces 4 ... 13 mm ² (delivery lot ^{*)})			

^{*)} Purchase order quantity in [pieces], the delivery quantity is automatically rounded to the delivery lot.

Dimensional Drawings (All Dimensions in mm [inches]) - Subject to Alterations



We reserve the right to make alterations to the technical data, dimensions, weights, designs and products available without notice. The illustrations cannot be considered binding.

X-ON Electronics

Largest Supplier of Electrical and Electronic Components

Click to view similar products for [Clifford & Snell](#) manufacturer:

Other Similar products are found below :

[204330](#) [204364](#) [204407](#) [204434](#) [204436](#) [204507](#) [204570](#) [204588](#) [204646](#) [204678](#) [204697](#) [204717](#) [204720](#) [204738](#) [204815](#) [204881](#)
[204955](#) [204994](#) [205026](#) [205047](#) [205101](#) [FL40/D50/R/RN](#) [FL60/C/D50/A/EU](#) [YA30/N/RF/WR](#) [YA40/D/RN/WR](#) [YA50/D/RF/WR](#)
[YA50/N/RF/WR](#) [YL40/D50/A/RN/WR](#) [YL40/D50/R/RN/WR](#) [YL40/N50/A/RN/WR](#) [YL40/N50/R/RN/WR](#) [YL50/D50/A/RF/WR](#)
[YL50/D50/R/RF/WR](#) [YL50/L50/R/RF/WR](#) [YL50/N50/A/RF/WR](#) [YL50/N50/R/RF/WR](#) [YL60/C/D50/R/EU](#)