

Industrial Visual Flashing or Status Signal - LED Series FD40, SD40



- > 12 LED array, high light intensity signal
- > IP65 rated as standard
- > Long life LED design
- > Lens available in six different colours
- > Flame retardant ABS enclosure
- > Up to 4 modules in any combination of lens colours
- > Reliable and simple to install
- > Modular concept allows unparalleled flexibility
- > Join up to 4 modules together
- > Selectable flash rate



13913E00

Multi-purpose visual signalling devices designed for use in industrial applications. Product series FD40 is designed to provide a flashing signal which can be used to alert, warn or draw attention to an event. Product series SD40 is designed to provide a steady signal which can be used for status indications.

Industrial Visual Flashing or Status Signal - LED

Series FD40, SD40



FD40, SD40 LED Signals are Ordered in Two Stages

Stage 1	choose the number of modules required by selecting a single, double, triple or quadruple back box from selection table 1
Stage 2	choose the coloured beacons or sounder required from selection table 2.
Example	if a triple back box is selected at stage 1 then three modules will have to be selected from selection table 2.

Selection Table

Version	Enclosure colour	Order number	Art. no.	Weight kg
 Single <small>14729E00</small>	red normal (RN)	Single Back Box RN	212886	0.054
 Double <small>14730E00</small>	red normal (RN)	Double Back Box RN	212887	0.122
 Triple <small>14731E00</small>	red normal (RN)	Triple Back Box RN	212888	0.179
 Quadruple <small>14732E00</small>	red normal (RN)	Quadruple Back Box RN	212889	0.236














E5

Industrial Visual Flashing or Status Signal - LED

Series FD40, SD40



Selection Table

Version	Rated operational voltage	Lens colour	Order number	Art. no.	Weight kg	
Visual Flashing Signal - LED Series FD40	24 V DC	amber	 14738E00	FD40/D00/A/12	212898	0.107
		red	 14004E00	FD40/D00/R/12	212899	0.107
		green	 14734E00	FD40/D00/G/12	212900	0.107
		opal	 14735E00	FD40/D00/O/12	212896	0.107
		blue	 14740E00	FD40/D00/B/12	212901	0.107
		clear	 14736E00	FD40/D00/C/12	212897	0.107
		Visual Status Signal - LED Series SD40	24 V DC	amber	 14738E00	SD40/D00/A/12
red	 14004E00			SD40/D00/R/12	212893	0.107
green	 14734E00			SD40/D00/G/12	212894	0.107
opal	 14735E00			SD40/D00/O/12	212890	0.107
blue	 14740E00			SD40/D00/B/12	212895	0.107
clear	 14736E00			SD40/D00/C/12	212891	0.107
YA40 Sounder for use in multiple units only	24 V DC			 14846E00	YA40/D	212492

Industrial Visual Flashing or Status Signal - LED

Series FD40, SD40



Technical Data

Electrical data	
Rated operational voltage	24 V DC
Current consumption	34 mA
Line monitoring	monitor via reverse polarity
Luminous characteristics	
Light source	12 array LED
Flash rate	1 or 2/s (user selectable)
Lens colour	amber, red, green, opal, blue, clear
Ambient conditions	
Operating temperature range	-20 ... +40 °C
Storage temperature	-40 ... +70 °C
Max. relative humidity	90 % at 40 °C
Mechanical data	
Material	
Enclosure	ABS, flame retardant
Lens	polycarbonate
Assembly parts	stainless steel fixings
Labels	polyester foil, adhesive
Degree of protection	IP65 acc. IEC 60529
Mounting / Installation	
Mounting	<p>The LED beacons are supplied in 2 parts. The coloured beacons can be screwed into the backbox to create the complete unit. If ordering double, triple or quadruple units the positions/configurations of the coloured beacons are determined by the user at the installation stage.</p> <p>All units are supplied separate from the back box for ease of installation. The back box should be mounted to a reasonably flat surface or bulkhead. A gasket is supplied, should the surface be uneven, or if the unit is to be used in wet conditions. The installation is completed by fitting the beacon onto the back box by means of the supplied screws.</p> <p>Each beacon should be wired independently</p>
Connection	2.5 mm ² terminals

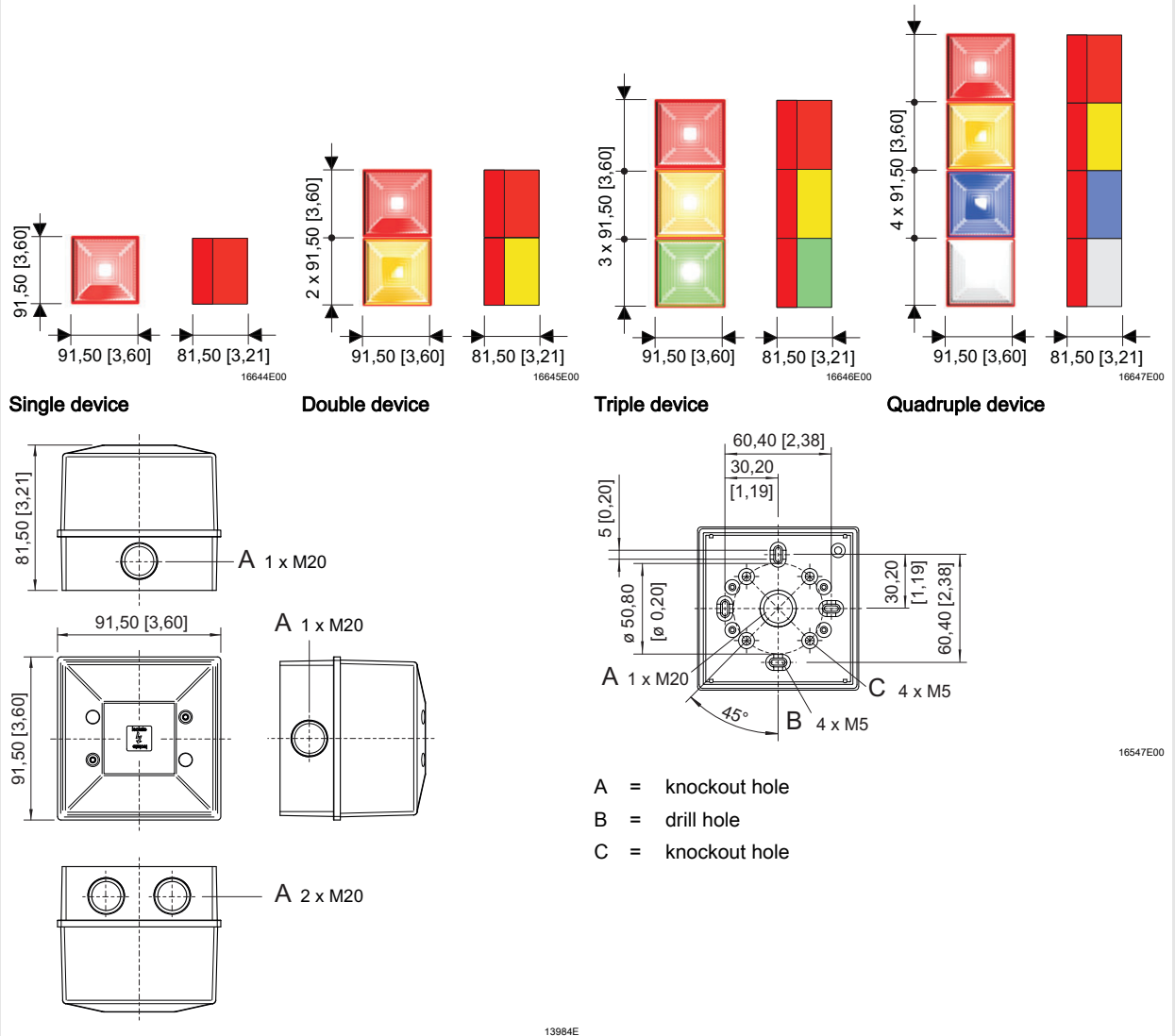
E5

Industrial Visual Flashing or Status Signal - LED

Series FD40, SD40



Dimensional Drawings (All Dimensions in mm [inches]) - Subject to Alterations



We reserve the right to make alterations to the technical data, dimensions, weights, designs and products available without notice. The illustrations cannot be considered binding.

X-ON Electronics

Largest Supplier of Electrical and Electronic Components

Click to view similar products for [Audio Indicators & Alerts](#) category:

Click to view products by [Clifford & Snell](#) manufacturer:

Other Similar products are found below :

[M2BJ-BH24E](#) [6-4](#) [68S1240-PA](#) [MBA-624](#) [F/BC 40P-DR LF](#) [FDG111PLF](#) [F/NRMB 24 BLACK LF](#) [PF-35N29WQ](#) [PFD-27A35PQ](#) [PL-27A35PSQ](#) [PS-531Q](#) [AB2020B-2-LW1](#) [EBPT-401](#) [PB06SD12AP](#) [PB-1220PEQ](#) [S6109](#) [SC2036ACP](#) [SC616N-2](#) [SC628FW](#) [SC628MPG](#) [SC648D](#) [SCS045MD9DT3S](#) [AB2025B-LW50-R](#) [ESZ-25B-5-250B](#) [F/BC 35-DR LF](#) [FCM12PLF](#) [F/EB20P-DR LF](#) [F/HU110MP24V-IP67B](#) [LF](#) [AI-2835-TF-LW150-2-R](#) [AI-4228-TF-LW305-R](#) [FSMD8585JSLF](#) [FSS-26T](#) [F/SU 21-02 LF](#) [F/TCW 05 WITH LABEL LF](#) [F/UCW 03 WITH LABEL LF](#) [F/UCW 06 WITH LABEL LF](#) [PKM22EPPH40S1-B0](#) [PKM35-4A0](#) [PL-35N29WQ](#) [PLD-27A35PQ](#) [PS-552Q](#) [CM-5](#) [M2BJ-BH24E-D](#) [REF-202](#) [LSC628ANR](#) [5-100](#) [PAL-328](#) [03-810.001](#) [RTO-1R07-001](#) [PL-21N31PQ](#) [PF-27A25PSQ](#)