

4

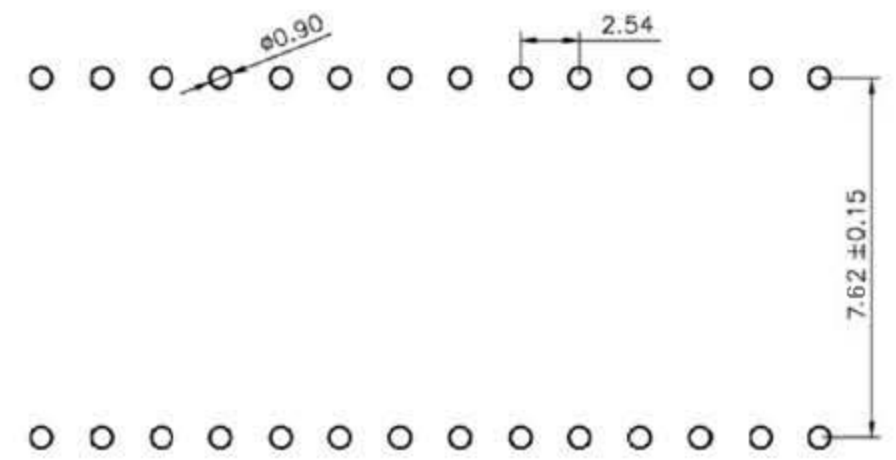
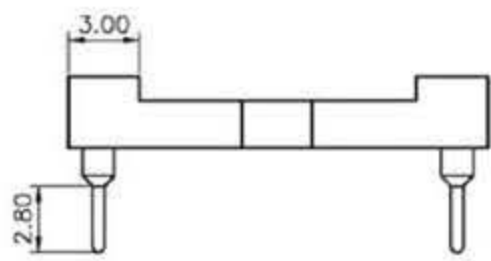
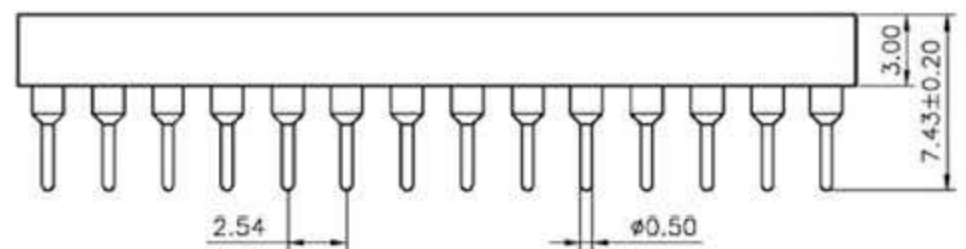
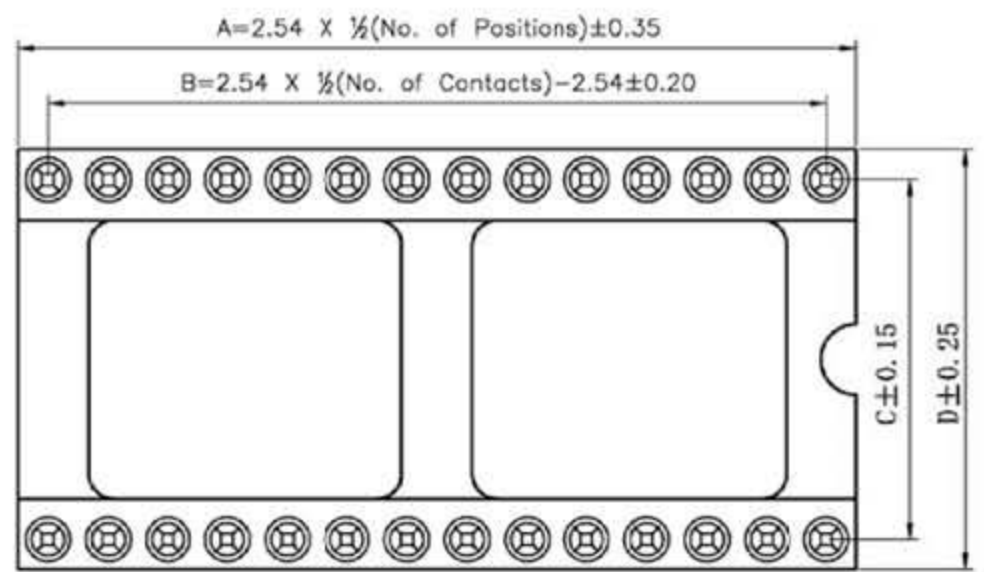
3

2

1

REVISION DATA

REV	DESCRIPTION	DATE
A0	NEW DRAWING	2010-04-01



P.C.B LAYOUT

PIN NO.	DIM A	DIM B	DIM C	DIM D
6	7.62	5.08	7.62	10.16
8	10.16	7.62	7.62	10.16
14	17.78	15.24	7.62	10.16
16	20.32	17.76	7.62	10.16
18	22.86	20.32	7.62	10.16
20	25.4	22.86	7.62	10.16

Technical Data

Material:
 Pin(outer sleeve): Brass,machined CuZn38Pb2
 Clip(contact 4 finger): Beryllium copper,heat treated
 Plating(outer sleeve):
 Tin plated:2μm/80μ"Ni, 5μm/200μ"Sn
 Gold Plated:2μm/80μ"nickelfull gold
 Plating(contact): 2μm/80μ"nickel, gold or Tin plated
 Insulator black(housing): PBT OR PPS (UL94V-0)

Electrical:
 Current rating: 3Amps/contact max.
 Contact resistance: ≤4mΩ/contact
 Insulation resistance: ≥1000MΩ at V=100V
 Operating voltage: 60VAC/DC

Mechanical:
 Average insertion force with steel pin of Ø0.43mm/0.017": <250g
 Average withdrawal force with steel pin of Ø0.43mm/0.017": >90g min.
 Mechanical life cycle:min.200
 Operating temperatures: Gold Plated:-55° C to+105° C
 Tin plated:-40° C to+105° C
 Soldering temperature: +220° C,10s max (PBT)
 +260° C,10s max (PPS)

CnC Tech, LLC
 Industrial Cable and Connector Technology

TOLERANCE	PROJECTON	TITLE:
ANGLE ± 5°	DATE :	2010-04-01
X.XXX ± 0.10	DRAWN :	LiKui
X.XX ± 0.20	CHECKED :	
X.X ± 0.30	APPROVED :	
X. ± 0.50		
		TITLE: 2.54mmPitch IC Sockets Straight DIP Spacing 15.24mm Pin Length 7.43mm
		PART NO: 210-1-XX-003
		DRAWING NO:
		REV: A0 UNIT: mm SCALE: 3:1 SIZE: A4

4

3

2

1

D

D

C

C

B

B

A

A

X-ON Electronics

Largest Supplier of Electrical and Electronic Components

Click to view similar products for [cnc manufacturer](#):

Other Similar products are found below :

[741-20010-00500](#) [DL-5468](#) [2725-2828-01000-T](#) [300-30-40-GR-0250F](#) [743-60012-00300](#) [302-28-50-GR-0250F](#) [302-28-10-GR-0100F](#)
[3020-10-0300-00-TR](#) [FM-213-4](#) [FM-214-4](#) [302-28-26-GR-0250F](#) [302-28-40-GR-0250F](#) [304-28-26-MC-0250F](#) [304-28-40-MC-0250F](#)
[302-28-09-GR-0250F](#) [1002-003-02000](#) [302-28-37-GR-0250F](#) [302-28-25-GR-0250F](#) [3020-10-0300-00](#) [300-30-14-GR-0250F](#) [302-28-14-GR-](#)
[0250F](#) [300-30-04-GR-0250F](#) [300-30-26-GR-0250F](#) [304-28-16-MC-0250F](#) [304-28-26-MC-0100F](#) [302-28-10-GR-0250F](#) [800-1401-2-SJT0-](#)
[BL-00200](#) [300-30-20-GR-0250F](#) [304-28-14-MC-0250F](#) [800-1800-2-SVT0-BL-00100](#) [741-20010-01000](#) [CNC-99-16](#) [302-28-20-GR-0100F](#)
[302-28-26-GR-0100F](#) [304-28-40-MC-0100F](#) [600218](#) [510-26-6600-WH-0007F](#) [610230](#) [3010-10-003-13-00](#) [304-28-14-MC-0100F](#) [302-28-50-](#)
[GR-0100F](#) [3030-16-0102-00](#) [3221-10-0300-00](#) [304-28-16-MC-0100F](#) [610234](#) [302-28-37-GR-0100F](#) [800-12-32D-BL-0008F](#) [FM-215-8](#) [DL-](#)
[1006](#) [304-28-20-MC-0250F](#)