

产品承认书

SPECIFICATION FOR APPROVAL

CUSTOMER:

CUSTOMER P/N:

CND-TEK P/N. :

B1605S

DESCRIPTION:

10/100 BASE-T MAGNETICS MODULES

REF NO:

QTC-001

REV/NO:

V1.02

DATE:

2015/03/02

ATTACHMENT:

■ SPECIFICATION


■ SAMPLE Q'TY OF SAMPLES PCS

	√	CUSTOMER'S SIGNATURE	REMARK
FULL APPROVED			
CONDITIONAL APPROVED			
REJECTED			

CND-TEK

B1605S

10/100 BASE-T MAGNETICS MODULES



V1.0.2
Feb 2, 2015

CND-TEK

深圳磁联达电子有限公司

Shenzhen CND-TEK Electronics Co.,Ltd

公司地址: 深圳市南山区西丽镇街道百旺社区牛城村牛城路221号505

TEL: 86-755-29016433 FAX:86- 755-27652977

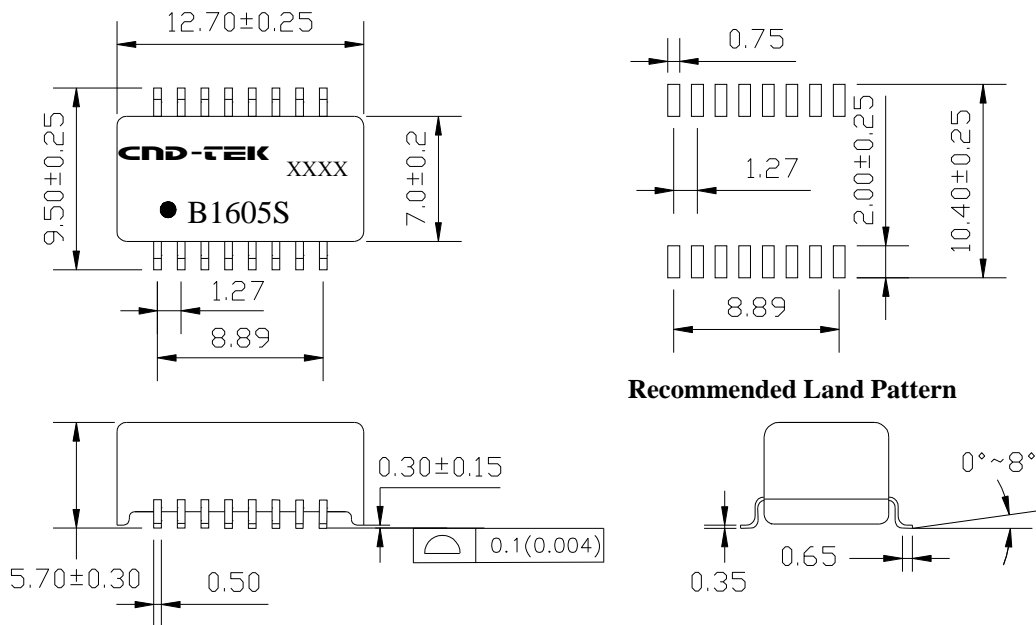
Email: sales2@cd-tek.com

Http: //www.cd-tek.com

1. FEATURES:

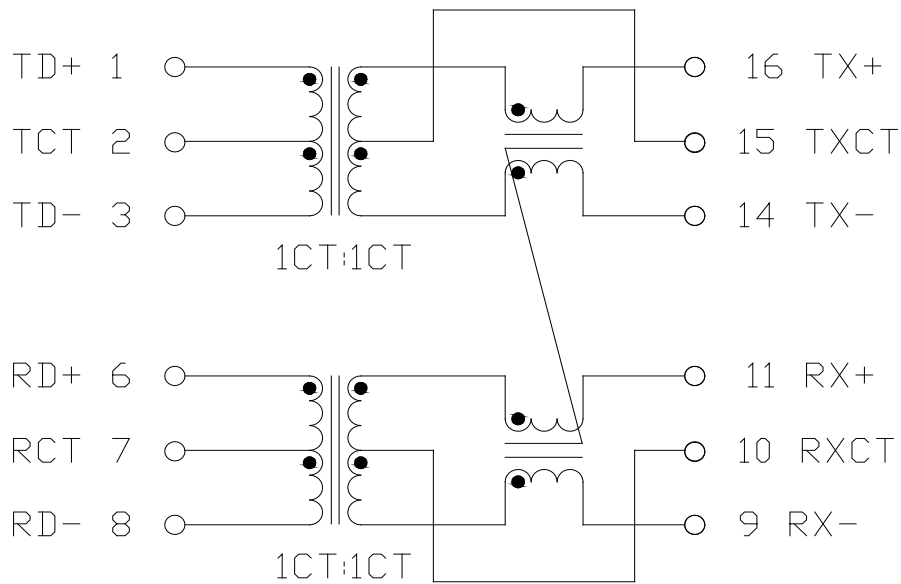
- 1.1 Compatible with various 10/100 Base-TX transceiver requiring 1:1 transmit and 1:1 receive turns ratio.
- 1.2 Compliant with IEEE 802.3 standard including baseline wander compensation specification of 350 μ H OCL when Biased at 8mA
- 1.3 Low profile Surface Mount Packaging designed for Hi-Temp Reflow Process
- 1.4 Single channel interface for 10/100Mbps Ethernet applications with CMC's tuned to Enhance EMC system performance
- 1.5 Operating Temperature range: 0 $^{\circ}$ C TO +70 $^{\circ}$ C
- 1.6 Storage temperature range: -25 $^{\circ}$ C TO +125 $^{\circ}$ C

2. DIMENSIONS & MARKING



- Note:** 1、 Dimension : mm
2、 Unless otherwise specified, all tolerances are : ± 0.05 mm

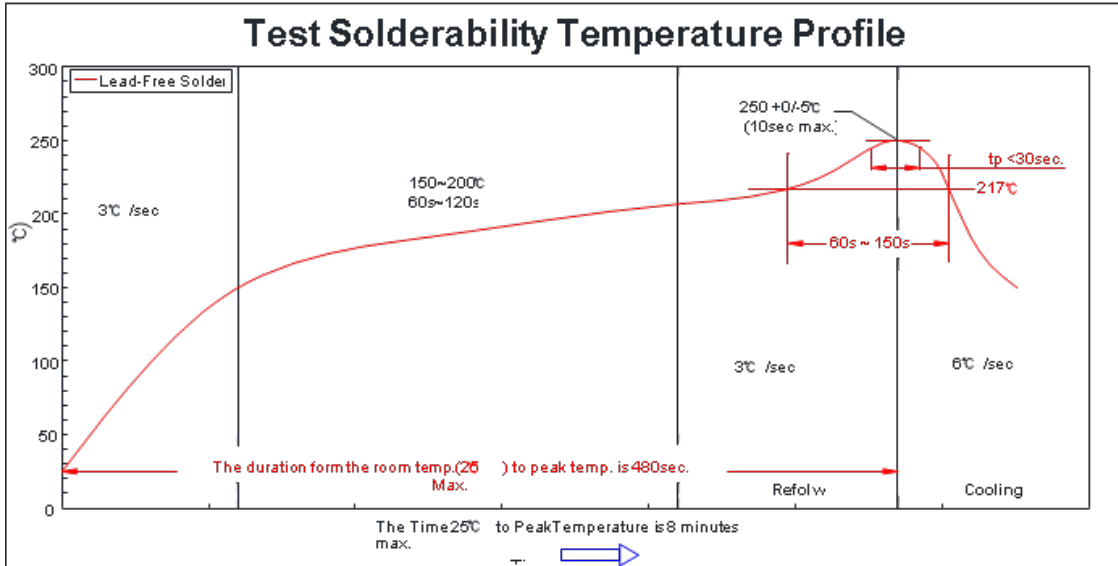
3. SCHEMATICS:



4. ELECTRICAL SPECIFICATIONS @25°C

4.1 OCL :	350 μ H Min. @ 100 KHz, 100mV with 8mA DC Bias
4.2 Leakage Inductance:	0.5 μ H Max. @ 100KHz, 0.2V
4.3 Cw/w:	28 pF Max. @ 100KHz, 0.2V
4.4 DCR:	1.20 Ω Max.
4.5 Turns Ratio(\pm5%):	1CT:1CT(TX), 1CT:1CT(RX)
4.6 Polarity:	1-16, 6-11 In-Phase
4.7 Insertion Loss:	-1.1 dB Max. @ 1-100MHz
4.8 Return Loss:	-16 dB Min. @ 1-30MHz -12 dB Min. @ 30-60 MHz -10 dB Min. @ 60-80 MHz
4.9 Cross Talk:	-42 dB Min. @ 1-60 MHz -35 dB Min. @ 60-100 MHz
4.10 Common Mode Rejection :	-40 dB Min. @ 1-30 MHz -35 dB Min. @ 60 MHz -30 dB Min. @ 80-100 MHz
4.11 Isolation HI-POT:	1500Vrms 1mA 1Second

5. Recommended Lead Free IR Reflow Soldering Curve :



Item	Solder technique simulation	Temperature (°C)	Time(s)	Temperature ramp/immersion and emersion rate
1	Solder iron	350 ± 10 (solder iron temp)	4~5	
2	Vapor phase reflow	215 ± 5 (vapor temp)	60 ± 5	
3	IR/convection reflow	255 ± 5 (component temp)	30 ± 5	1°C/s~4°C/s time above 183°C 90s~120s

Note: The curve includes recommended value only, please adjust your equipment to make sure the solder process. Details please refers to the standard J-STD-020.

6. Reliability Test Criteria:

6.1 Terminal strength: Pull test withstand 9.8N 60+/-0.5S no looseness or movement.

6.2 Solderability: Dipped in 245°C+/-5°C molten solder for 3+/-0.5 seconds, 95% min shall be smooth any and bright.

6.3 Resistance to soldering heat : Convection reflow condition setting: peak temperature at 260°C+0/-5°C above 217°C for 90-180 seconds, ramp-up rate 2-3°C/s. Ramp-down rate 6°C/s Max. No mechanical problem found. No electrical failure found per our specification.

6.4 Vibration: 1.5mm amplitude total excursion 10-55-10 Hz traversed in 1 minute, x,y,z, axis for 2 hours. Shall not be any abnormality.

6.5 Random drop (Packing condition): Height 60cm, 3 times on the wood floorboard ,shall not be any abnormality.

6.6 Dry heat: 100+/-2°C 96 hours.

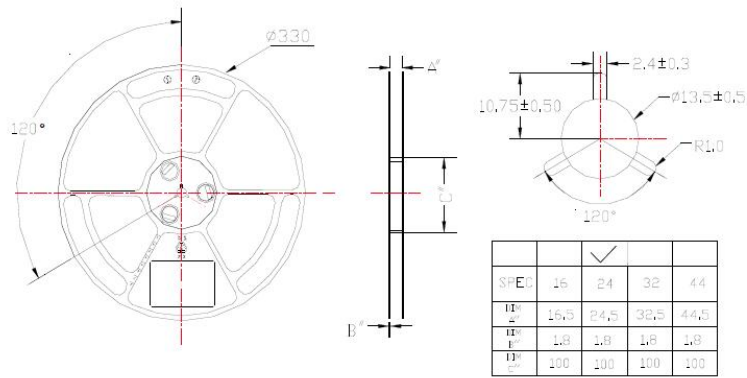
6.7 Cold: -20+/-2°C 96 hours.

6.8 Damp Heat: 60+/-2°C, 93+/-3% RH 96 hours.

6.9 Change of temperature: exposed 5 cycle; each consisting of 30 minutes at -20+/-2°C, 2-3 minutes at 20+/-2°C, 30 minutes at 85+/-2°C, 2-3 minutes at 20+/-2°C.

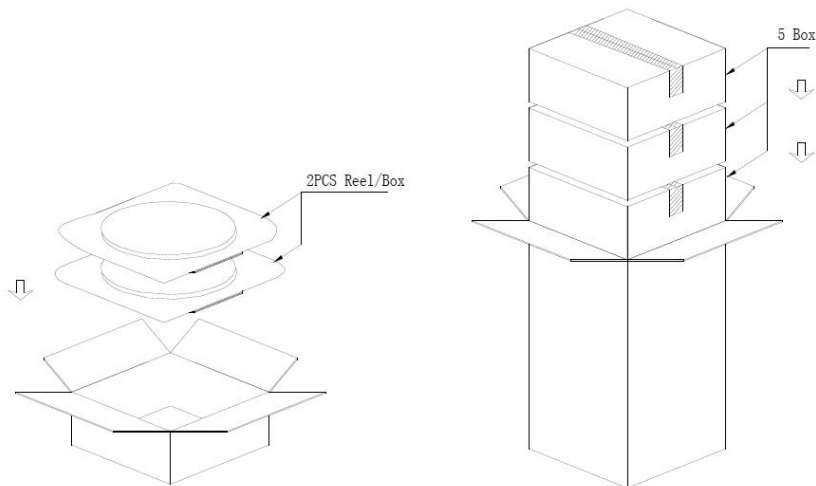
Packing Specification

1、 Each Reel Qty : 600pcs/pkg



2、 Total unit transformer in carton:

$$600 \times 10 \text{ (Total Reel in Carton)} = 6000 \text{ PCS}$$



X-ON Electronics

Largest Supplier of Electrical and Electronic Components

Click to view similar products for [Audio Transformers](#) / [Signal Transformers](#) category:

Click to view products by [CND-tek](#) manufacturer:

Other Similar products are found below :

[CU4S0506AT-2655-H1](#) [CX2041NLT](#) [MGPWT-00449-P](#) [PE-64961](#) [H5020FNLT](#) [H5077NLT](#) [1812WBT2-4](#) [1879479-1](#) [PA1528ANL](#)
[T1137NLT](#) [T3012NL](#) [PE-65812FNL](#) [PE-65848FNLT](#) [H5019EFNL](#) [CX2045ALNLT](#) [MET-14](#) [MGPWT-00059-P](#) [MGPWT-00266-P](#)
[MGPWT-00278-P](#) [MGPWT-00431-P](#) [TTC-100](#) [TTC-143-H](#) [TTC-5032-1](#) [4-1879391-0](#) [100213](#) [T1142NL](#) [HX5020FNLT](#) [HX5014FNLT](#)
[T1124NL](#) [1879732-1](#) [2-1879391-5](#) [B8846NL](#) [MABA-010321-CT1A42](#) [TX1341NL](#) [H0013FNL](#) [H5020FNL](#) [H2009FNLT](#) [H5004NLT](#) [X-](#)
[1619](#) [T5008NLT](#) [PE-68517T](#) [MGPWT-00339-P](#) [HX5084FNLT](#) [H5014FNLT](#) [TX1473NLT](#) [PE-69011NLT](#) [CX2043LNLT](#) [H7137FNLT](#)
[H1259NLT](#) [LM-LP-1005L](#)