

产品承认书

SPECIFICATION FOR APPROVAL

CUSTOMER:	
CUSTOMER P/N:	
CND-TEK P/N. :	G1803D
DESCRIPTION:	1000 BASE-T MAGNETICS MODULES
REF NO:	QTC-001
REV/NO:	V1.02
DATE:	2015/03/02

ATTACHMENT:
<input type="checkbox"/> SPECIFICATION
<input type="checkbox"/> SAMPLE Q'TY OF SAMPLES PCS

	√	CUSTOMER'S SIGNATURE	REMARK
FULL APPROVED			
CONDITIONAL APPROVED			
REJECTED			

CND-TEK

G1803D

1000 BASE-T MAGNETICS MODULES



V1.0.2
Feb 2, 2015

CND-TEK

深圳磁联达电子有限公司

Shenzhen CND-TEK Electronics Co.,Ltd

公司地址: 深圳市南山区西丽镇街道百旺社区牛城村牛城路221号505

TEL: 86-755-29016433 FAX:86- 755-27652977

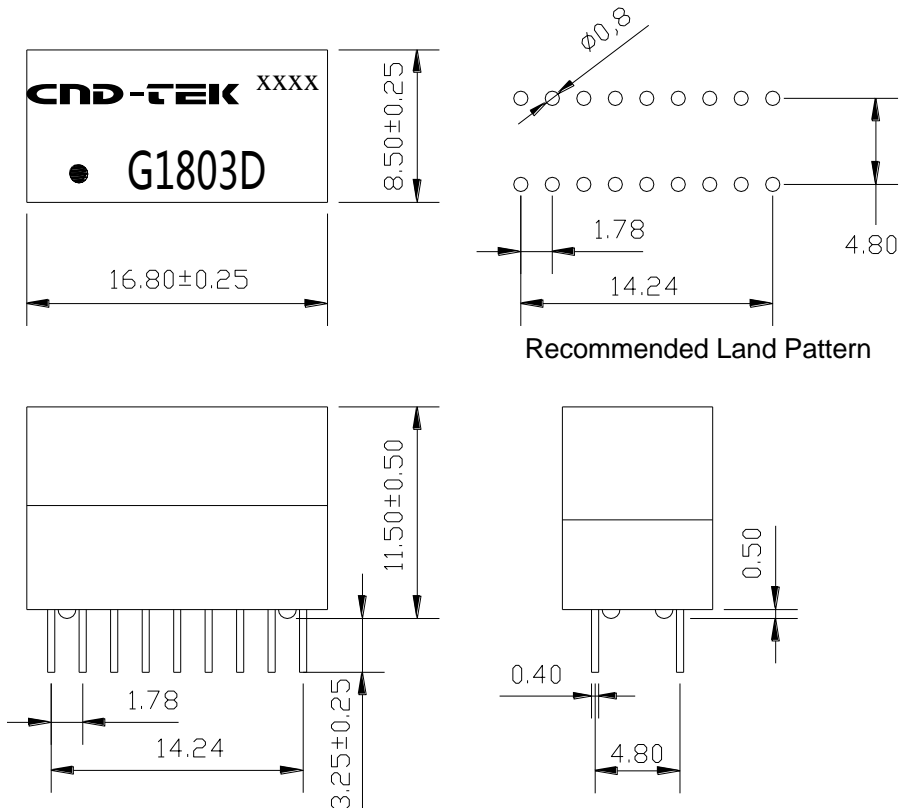
Email: sales2@cd-tek.com

Http: //www.cd-tek.com

1. FEATURES:

- 1.1 Designed for long haul Gigabit Ethernet 1000 Base-T, full duplex applications.
- 1.2 Supports four pairs of category 5 UTP cable.
- 1.3 Cable interface for isolation and low common mode emissions
- 1.4 Compliant with IEEE 802.3ab standard for 1000 Base-T
- 1.5 Designed to support 1:1 Turns Ratio Transceivers.
- 1.6 Operating Temperature range: 0°C TO +70°C
- 1.7 Storage temperature range: -25°C TO +125°C

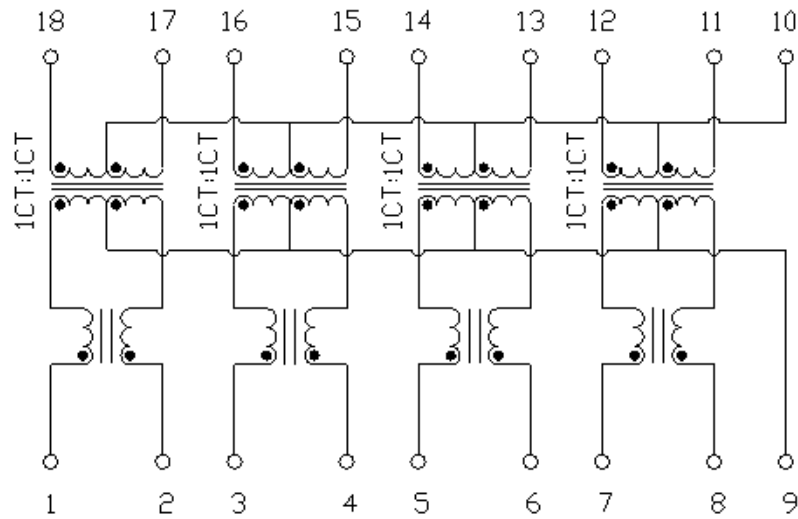
2. DIMENSIONS & MARKING



Note: 1、 Dimension: mm

2、 Unless otherwise specified, all tolerances are: ± 0.05 mm

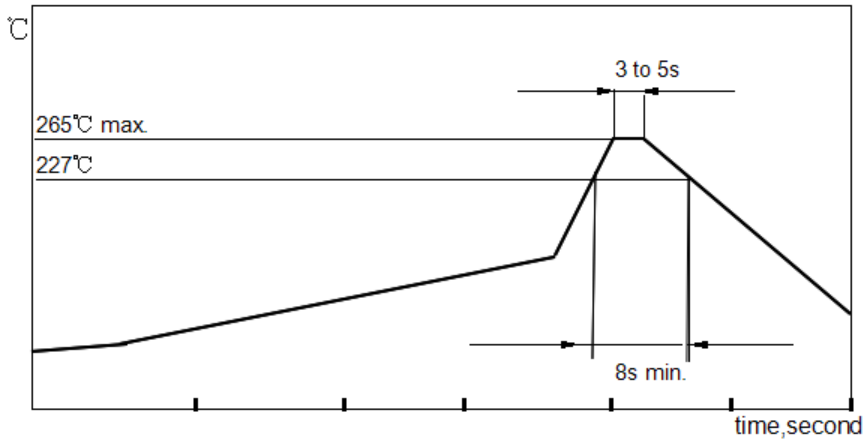
3. SCHEMATICS:



4. ELECTRICAL SPECIFICATIONS @25°C

4.1 OCL :	350 μ H Min. @ 100 KHz, 100mV with 8mA DC Bias
4.2 Leakage Inductance:	0.5 μ H Max. @ 100KHz, 0.2V
4.3 Cw/w:	100 pF Max. @ 100KHz, 0.2V
4.4 DCR:	1.20 Ω Max.
4.5 Turns Ratio(\pm5%):	1CT:1CT(TX), 1CT:1CT(RX)
4.6 Polarity	1-18, 3-16, 5-14, 7-12 In-Phase
4.7 Insertion Loss:	-1.1 dB Max. @ 1-100MHz
4.8 Return Loss:	-18 dB Min. @ 0.5-30MHz -15 dB Min. @ 40 MHz -13 dB Min.@ 60 MHz -11 dB Min @ 80 MHz -10 dB Min.@ 100 MHz
4.9 Cross Talk:	-45 dB Min.@ 30 MHz -40 dB Min.@ 60 MHz -35 dB Min.@ 100 MHz
4.10 Common Mode Rejection :	-43 dB Min. @ 1-30 MHz -37dB Min.@ 60 MHz -33dB Min.@ 80-100 MHz
4.11 Isolation HI-POT:	1500Vrms 1mA 1Second

5. Recommended Lead Free IR Reflow Soldering Curve :



Item	Soldertechnique simulation	Temperature (°C)	Time(s)	Temperature ramp/immersion and emersion rate
1	Solder iron	350 ± 10 (solder irno temp)	4~5	
2	Vapor phase reflow	215 ± 5 (vapor temp)	60 ± 5	
3	IR/convection reflow	255 ± 5 (component temp)	30 ± 5	1°C/s~4°C/s time above 183°C 90s~120s

Note: The curve includes recommended value only, please adjust your equipment to make sure the solder process.Details please refers to the standard J-STD-020.

6. Reliability Test Criteria:

6.1 Terminal strength: Pull test withstand 9.8N 60+/-0.5S no looseness or movement.

6.2 Solderbility: Dipped in 245°C+/-5°C molten solder for 3+/-0.5 seconds,95% min shall be smooth any and bright.

6.3 Resistance to soldering heat : Convection reflow condition setting: peak temperature at 260°C+0/-5°C above 217°C for 90-180 seconds, ramp-up rate 2-3°C/s. Ramp-down rate 6°C/s Max. No mechanical problem found. No electrical failure found per our specification.

6.4 Vibration: 1.5mm amplitude total excursion 10-55-10 Hz traversed in 1minute, x.y.z, axis for 2 hours. Shall not be any abnormality.

6.5 Random drop (Packing condition): Height 60cm, 3 times on the wood floorboard ,shall not be any abnormality.

6.6 Dry heat: 100+/-2°C 96 hours.

6.7 Cold: -20+/-2°C 96 hours.

6.8 Damp Heat: 60+/-2°C, 93+/-3% RH 96 hours.

6.9 Change of temperature: exposed 5 cycle; each consisting of 30 minutes at -20+/-2°C,2-3minutes at 20+/-2°C,30 minutes at 85+/-2°C, 2-3 minutes at 20+/-2°C.

X-ON Electronics

Largest Supplier of Electrical and Electronic Components

Click to view similar products for [Audio Transformers](#) / [Signal Transformers](#) category:

Click to view products by [CND-tek](#) manufacturer:

Other Similar products are found below :

[CU4S0506AT-2655-H1](#) [CX2041NLT](#) [MGPWT-00449-P](#) [PE-64961](#) [H5020FNLT](#) [H5077NLT](#) [1812WBT2-4](#) [1879479-1](#) [PA1528ANL](#)
[T1137NLT](#) [T3012NL](#) [PE-65812FNL](#) [PE-65848FNLT](#) [H5019EFNL](#) [CX2045ALNLT](#) [MET-14](#) [MGPWT-00059-P](#) [MGPWT-00266-P](#)
[MGPWT-00278-P](#) [MGPWT-00431-P](#) [TTC-100](#) [TTC-143-H](#) [TTC-5032-1](#) [4-1879391-0](#) [100213](#) [T1142NL](#) [HX5020FNLT](#) [HX5014FNLT](#)
[T1124NL](#) [1879732-1](#) [2-1879391-5](#) [B8846NL](#) [MABA-010321-CT1A42](#) [TX1341NL](#) [H0013FNL](#) [H5020FNL](#) [H2009FNLT](#) [H5004NLT](#) [X-](#)
[1619](#) [T5008NLT](#) [PE-68517T](#) [MGPWT-00339-P](#) [HX5084FNLT](#) [H5014FNLT](#) [TX1473NLT](#) [PE-69011NLT](#) [CX2043LNLT](#) [H7137FNLT](#)
[H1259NLT](#) [LM-LP-1005L](#)