

产品承认书

SPECIFICATION FOR APPROVAL

CUSTOMER:

CUSTOMER P/N:

JXD P/N.:

G3604D

DESCRIPTION:

1000 BASE-T MAGNETICS MODULES

REF NO:

REV/NO:

A/0

DATE:

2014-9-15

ATTACHMENT:

■ SPECIFICATION

■ SAMPLE Q'TY OF SAMPLES _____ PCS

	√	CUSTOMER'S SIGNATURE	REMARK
FULL APPROVED			
CONDITIONAL APPROVED			
REJECTED			



深圳磁联达电子有限公司
Shenzhen CND-TEK Industrial Co.,Ltd

公司地址: 深圳市南山区西丽镇阳光工业区5栋3楼

TEL: 86-755-29016433 FAX: 0755-27652977

Email: cd001@cd-tek.com

Http: //www.cd-tek.com

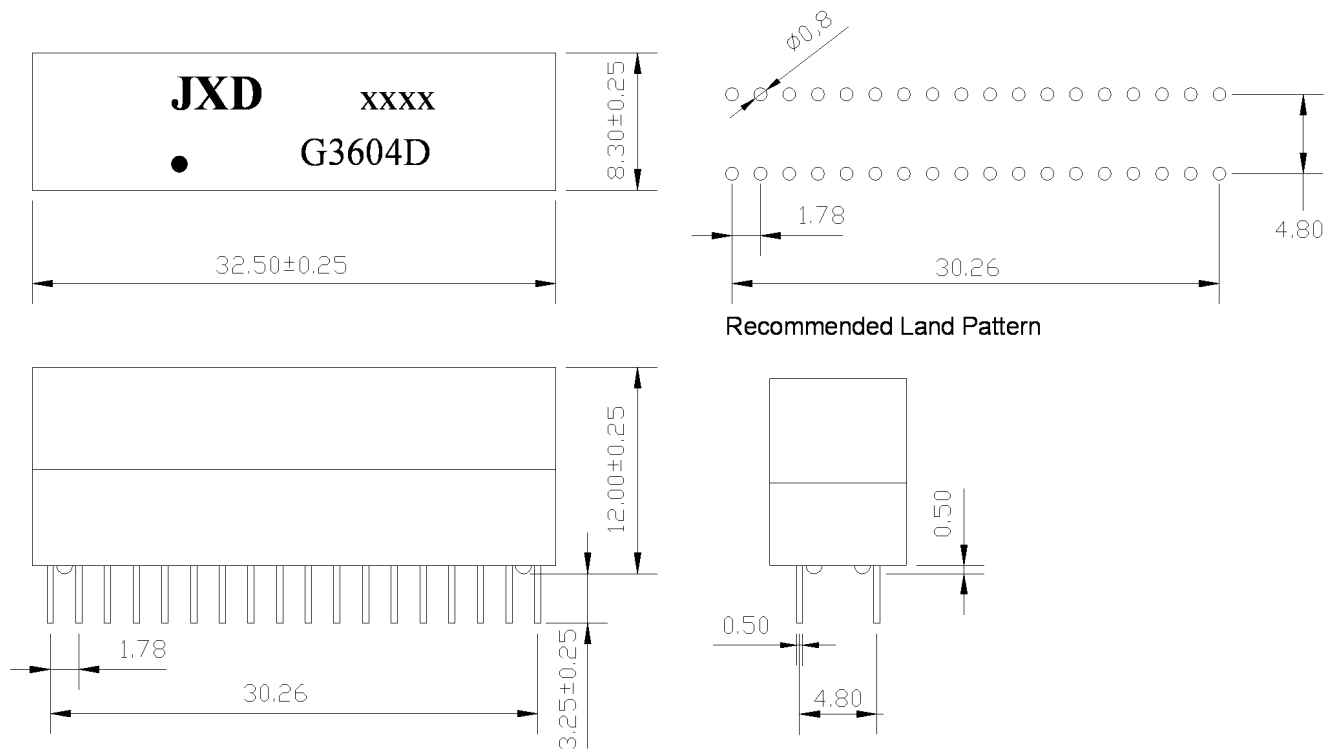
RoHS
Compliant



1. FEATURES:

- 1.1 Designed for long haul Gigabit Ethernet 1000 Base-T, full duplex applications.
- 1.2 Supports four pairs of category 5 UTP cable.
- 1.3 Cable interface for isolation and low common mode emissions
- 1.4 Compliant with IEEE 802.3ab standard for 1000 Base-T
- 1.5 Designed to support 1:1 Turns Ratio Transceivers.
- 1.6 Operating Temperature range: 0°C TO +70°C
- 1.7 Storage temperature range: -25°C TO +125°C

2. DIMENSIONS & MARKING



Note: 1、 Dimension: mm

2、 Unless otherwise specified, all tolerances are: ± 0.05 mm

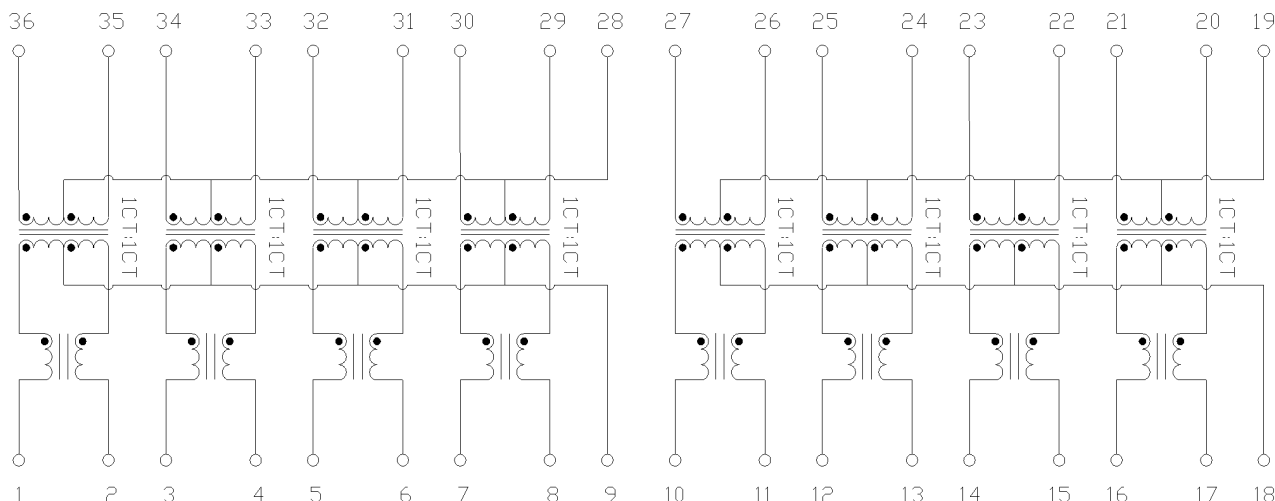
DRAWN BY:	CHECKED BY:	APPROVED BY:	CUSTOMER:
			PART NO. : G3604D
JXD	深圳磁联达电子有限公司		REV.: A/0
	Shenzhen CD.com Industrial Co.,Ltd		PAGE: 2 OF 4



深圳磁联达电子有限公司
Shenzhen CD.com Industrial Co.,Ltd

REV.: A/0
PAGE: 2 OF 4

3. SCHEMATICS:

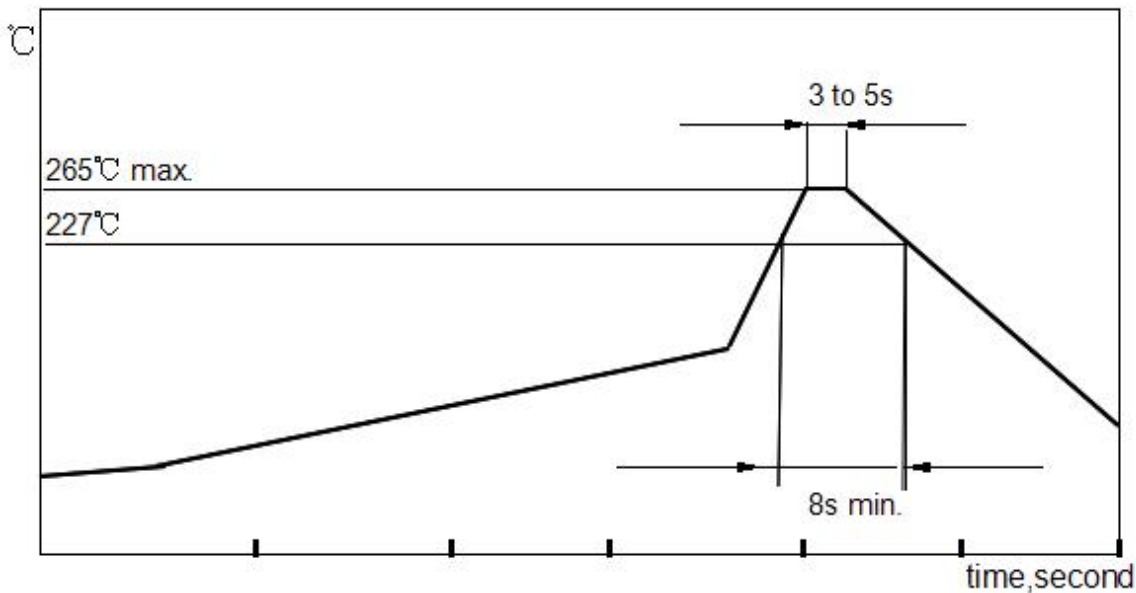


4. ELECTRICAL SPECIFICATIONS @25°C

- 4.1 OCL : 350 μ H Min. @ 100 KHz, 100mV with 8mA DC Bias
- 4.2 Leakage Inductance: 0.5 μ H Max. @ 100KHz, 0.2V
- 4.3 Cw/w: 100 pF Max. @ 100KHz, 0.2V
- 4.4 DCR: 1.20 Ω Max.
- 4.5 Turns Ratio(\pm 5%): 1CT:1(TX), 1CT:1(RX)
- 4.6 Polarity: 1-36, 3-34, 5-32, 7-30, 10-27, 12-25, 14-23, 16-21 In-Phase
- 4.7 Insertion Loss: -1.1 dB Max. (TX & RX)@ 1-100 MHz
- 4.8 Return Loss: -18 dB Min @ 0.5-30MHz
 - 15 dB Min @ 40 MHz
 - 13 dB Min @ 60 MHz
 - 11 dB Min @ 80 MHz
 - 10 dB Min.@ 100 MHz
- 4.9 Cross Talk: -45 dB Min.@ 30 MHz
 - 40 dB Min.@ 60 MHz
 - 35 dB Min.@ 100 MHz
- 4.10 Common Mode Rejection : -43 dB Min.@ 1-30 MHz
 - 37 dB Min.@ 60 MHz
 - 33 dB Min.@ 80-100 MHz
- 4.11 Isolation HI-POT: 1500Vrms 1mA 3Second

DRAWN BY:		CHECKED BY:		APPROVED BY:		CUSTOMER:	
						PART NO. : G3604D	
		深圳磁联达电子有限公司				REV.: A/0	
		Shenzhen CD.com Industrial Co.,Ltd				PAGE: 3 OF 4	

5. Recommended Lead Free Wave Soldering Curve :



Item	Soldertechnique simulation	Temperature (°C)	Time(s)	Temperature ramp/immersion and emersion rate
1	Solder iron	350±10 (solder irno temp)	4~5	
2	Vapor phase reflow	215±5 (vapor temp)	10±1	25mm/s±6mm/s
3	Wave:TopsideBoar d-mount product	260±5 (solder temp)	20±1	
4	Wave:BottomsideB oard-mount	260±5 (solder temp)	10±1	Preheat 1°C/s~4°C/s to within 100°C of solder temp
5	Vapor phase reflow	215±5 (vapor temp)	215±5 (vapor temp)	

6. Reliability Test Criteria:

6.1 Terminal strength: Pull test withstand 9.8N 60+/-0.5S no looseness or movement.

6.2 Solderbility: Dipped in 245°C+/-5°C molten solder for 3+/-0.5 seconds,95% min shall be smooth any and bright.

6.3 Resistance to soldering heat : Dip in 260°C+/- 5°C molten solder for 5+/- 0.5 seconds. Shall not be any abnormality.

6.4 Vibration: 1.5mm amplitude total excursion 10-55-10 Hz traversed in 1minute, x,y,z, axis for 2 hours. Shall not be any abnormality.

6.5 Random drop (Packing condition): Height 60cm, 3 times on the wood floorboard ,shall not be any abnormality.

6.6 Dry heat: 100+/-2°C 96 hours.

6.7 Cold: -20+/-2°C 96 hours.

6.8 Damp Heat: 60+/-2°C, 93+/-3% RH 96 hours.

6.9 Change of temperature: exposed 5 cycle; each consisting of 30 minutes at -20+/-2°C,2-3minutes at 20+/-2°C,30 minutes at 85+/-2°C, 2-3 minutes at 20+/-2°C.

DRAWN BY: CHECKED BY: APPROVED BY: CUSTOMER:

PART NO. : G3604D



深圳磁联达电子有限公司

REV.: A/0

Shenzhen CD.com Industrial Co.,Ltd

PAGE: 4 OF 4

X-ON Electronics

Largest Supplier of Electrical and Electronic Components

Click to view similar products for [Audio Transformers](#) / [Signal Transformers](#) category:

Click to view products by [CND-tek](#) manufacturer:

Other Similar products are found below :

[749023020](#) [CU4S0506AT-2655-H1](#) [MET-58](#) [PE-64961](#) [H5008FNL](#) [H5020FNLT](#) [H5079NLT](#) [1879479-1](#) [1879564-1](#) [PA1277NLT](#)
[PA1528ANL](#) [PA2007NLT](#) [FL1066](#) [T1137NLT](#) [T3012NL](#) [PE-65812FNL](#) [TTC-100](#) [TTC-143-H](#) [TTC-5032-1](#) [HX1234NLT](#) [HX5008FNLT](#)
[100B-1001XNL](#) [PA1282NLT](#) [HX5084FNL](#) [T1108NLT](#) [2-1879391-5](#) [TTC-266-2](#) [3-1879385-4](#) [PA1032NL](#) [H2009FNLT](#) [PA0801NLT](#)
[TTC-266](#) [X-1619](#) [SM51295PEL](#) [T5008NLT](#) [PE-68517T](#) [HX1294NLT](#) [HX5084FNLT](#) [H5015FNLT](#) [H6080NLT](#) [CX2024NL](#) [HX1294FNLT](#)
[TX1473NLT](#) [PE-69011NLT](#) [CX2047LNLT](#) [CX2043LNLT](#) [DCT20EFD-U32S003](#) [H5120NLT](#) [H7137FNLT](#) [H1259NLT](#)