

NEW!

0201 Ceramic Chip Inductors 026011C



- 29 inductance values from 0.75 nH to 75 nH
- Optimized for 5G applications
- High Q factor for 700 MHz LTE
- Very high SRF values – as high as 34 GHz
- Optimized 0201 size (0.76 × 0.33 × 0.55 mm)

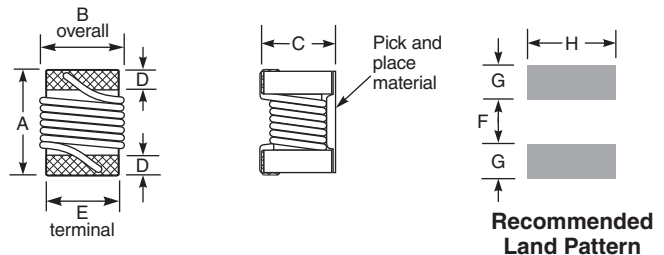
Part number ¹	Inductance ² ±5% (nH)	900 MHz		1.7 GHz		2.4 GHz		SRF typ ⁴ (GHz)	DCR max ⁵ (mOhms)	Irms ⁶ (mA)	B dim max in/mm
		L typ	Q typ ³	L typ	Q typ ³	L typ	Q typ ³				
026011C-N75XJR_	0.75	0.73	35	0.73	54	0.73	69	34.0	60	850	0.015/0,38
026011C-1N7XJR_	1.7	1.65	40	1.67	60	1.68	77	34.0	60	850	0.015/0,38
026011C-3N0XJR_	3.0	2.94	44	2.95	66	2.96	85	13.7	83	610	0.015/0,38
026011C-4N7XJR_	4.7	4.62	46	4.63	69	4.67	91	11.6	110	520	0.015/0,38
026011C-5N1XJR_	5.1	5.01	46	5.04	72	5.10	93	10.3	120	540	0.015/0,38
026011C-5N6XJR_	5.6	5.52	45	5.57	65	5.65	81	9.60	130	470	0.015/0,38
026011C-6N2XJR_	6.2	6.10	45	6.14	66	6.23	86	9.90	130	470	0.015/0,38
026011C-6N8XJR_	6.8	6.70	47	6.77	68	6.90	86	8.70	135	460	0.015/0,38
026011C-7N5XJR_	7.5	7.40	45	7.48	66	7.62	82	8.55	155	430	0.015/0,38
026011C-8N2XJR_	8.2	8.09	44	8.18	67	8.33	84	7.75	240	360	0.015/0,38
026011C-9N0XJR_	9	8.88	47	8.97	68	9.15	86	8.00	155	440	0.015/0,38
026011C-10NXJR_	10	9.88	47	10.0	67	10.3	85	7.50	190	390	0.015/0,38
026011C-11NXJR_	11	10.9	43	11.1	61	11.5	69	6.60	280	320	0.015/0,38
026011C-12NXJR_	12	11.9	41	11.2	58	11.7	67	6.25	370	260	0.013/0,33
026011C-15NXJR_	15	14.9	42	15.4	57	16.3	62	5.15	415	260	0.013/0,33
026011C-16NXJR_	16	15.9	44	16.5	58	17.5	62	5.45	315	300	0.015/0,38
026011C-18NXJR_	18	17.9	44	18.7	58	20.0	60	4.75	460	250	0.013/0,33
026011C-20NXJR_	20	19.9	44	20.7	57	22.2	59	5.10	420	260	0.015/0,38
026011C-22NXJR_	22	21.9	43	22.8	59	24.3	56	4.67	540	240	0.013/0,33
026011C-24NXJR_	24	23.9	45	24.9	64	26.5	58	4.50	460	250	0.015/0,38
026011C-27NXJR_	27	26.8	45	27.9	64	29.6	58	4.30	505	240	0.015/0,38
026011C-30NXJR_	30	30.0	44	31.7	56	34.6	54	4.35	800	190	0.013/0,33
026011C-33NXJR_	33	33.2	43	35.7	52	40.1	52	4.00	710	200	0.013/0,33
026011C-36NXJR_	36	36.2	42	39.0	51	44.2	46	3.89	1080	160	0.013/0,33
026011C-39NXJR_	39	39.2	42	42.0	51	47.3	55	3.75	1000	175	0.013/0,33
026011C-43NXJR_	43	43.5	41	47.4	48	54.7	46	3.55	1000	170	0.013/0,33
026011C-56NXJR_	56	56.8	47	60.6	63	—	—	3.20	1460	140	0.013/0,33
026011C-68NXJR_	68	70.1	40	81.5	42	—	—	2.85	1920	120	0.013/0,33
026011C-75NXJR_	75	76.2	47	—	—	—	—	2.75	2600	100	0.013/0,33

1. When ordering, please specify **packaging** code:

026011C-75NXJRY

- Packaging:** **Y** = 7" machine-ready reel. EIA-481 punched paper tape (10,000 parts per full reel).
W = 7" machine-ready reel. EIA-481 punched paper tape (2000 parts per full reel).
U = Less than full reel. In tape, but not machine ready. To have a leader and trailer added (\$25 charge), use code letter W instead.

- Inductance measured at 250 MHz using a Coilcraft SMD-F fixture in an Agilent/HP 4287 impedance analyzer with Coilcraft-provided correlation pieces.
 - Q measured using an Agilent/HP 4991 with an Agilent/HP 16197 test fixture.
 - SRF measured using an Agilent/HP 8722ES network analyzer and a Coilcraft SMD-D test fixture.
 - DCR measured on a micro-ohmmeter and a Coilcraft CCF858 test fixture.
 - Current that causes a 15°C temperature rise from 25°C ambient. This information is for reference only and does not represent absolute maximum ratings.
 - Electrical specifications at 25°C.
- Refer to Doc 362 "Soldering Surface Mount Components" before soldering.



A max	B max	C max	D	E	F	G	H
0.030	See table	0.022	0.004	0.011	0.016	0.010	0.014 inches
0,76		0,55	0,10	0,28	0,41	0,25	0,36 mm



US +1-847-639-6400 sales@coilcraft.com
UK +44-1236-730595 sales@coilcraft-europe.com
Taiwan +886-2-2264 3646 sales@coilcraft.com.tw
China +86-21-6218 8074 sales@coilcraft.com.cn
Singapore + 65-6484 8412 sales@coilcraft.com.sg

Document 1366-1 Revised 05/30/17

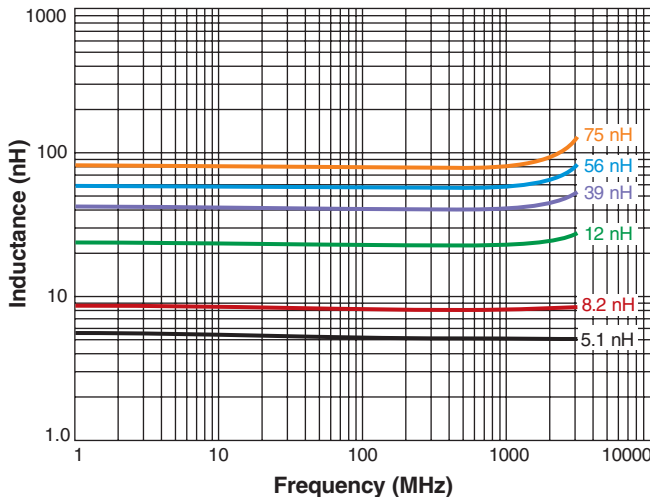
© Coilcraft Inc. 2018
 This product may not be used in medical or high risk applications without prior Coilcraft approval. Specification subject to change without notice. Please check web site for latest information.

COILCRAFT ACCURATE REPEATABLE PRECISION MEASUREMENTS TEST FIXTURES
 SEE WEB SITE

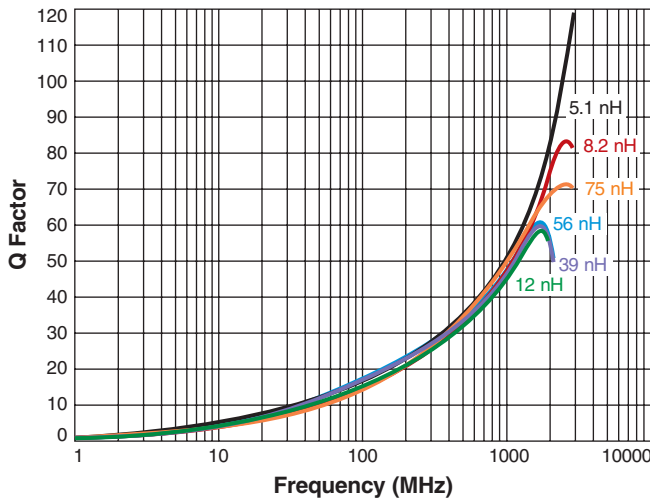
NEW!

Chip Inductors – 026011C Series

Typical L vs Frequency



Typical Q vs Frequency

**Core material** Ceramic**Environmental** RoHS compliant, halogen free**Terminations** Matte tin over nickel over silver.**Weight** 0.14 – 0.24 mg**Ambient temperature** –40°C to +125°C with Irms current**Maximum part temperature** +140°C (ambient + temp rise)**Storage temperature** Component: –40°C to +140°C.

Tape and reel packaging: –40°C to +80°C

Resistance to soldering heat Max three 40 second reflows at +260°C, parts cooled to room temperature between cycles**Temperature Coefficient of Inductance (TCL)** +25 to +150 ppm/°C**Moisture Sensitivity Level (MSL)** 1 (unlimited floor life at <30°C / 85% relative humidity)**Failures in Time (FIT) / Mean Time Between Failures (MTBF)**

One per billion hours / one billion hours, calculated per Telcordia SR-332

Packaging 2000 or 10,000 per 7" reel. Paper tape: 8 mm wide, 0.68 mm thick, 2 mm pocket spacing**PCB washing** Tested to MIL-STD-202 Method 215 plus an additional aqueous wash. See [Doc787_PCB_Washing.pdf](#).

X-ON Electronics

Largest Supplier of Electrical and Electronic Components

Click to view similar products for [Fixed Inductors](#) category:

Click to view products by [Coilcraft](#) manufacturer:

Other Similar products are found below :

[CR32NP-151KC](#) [CR32NP-180KC](#) [CR32NP-181KC](#) [CR32NP-1R5MC](#) [CR32NP-390KC](#) [CR32NP-3R9MC](#) [CR32NP-680KC](#) [CR32NP-820KC](#) [CR32NP-8R2MC](#) [CR43NP-390KC](#) [CR43NP-560KC](#) [CR43NP-680KC](#) [CR54NP-181KC](#) [CR54NP-470LC](#) [CR54NP-820KC](#) [CR54NP-8R5MC](#) [70F224AI](#) [MGDQ4-00004-P](#) [MHL1ECTTP18NJ](#) [MHQ1005P10NJ](#) [MHQ1005P1N0S](#) [MHQ1005P2N4S](#) [MHQ1005P3N6S](#) [MHQ1005P5N1S](#) [MHQ1005P8N2J](#) [PE-51506NL](#) [PE-53601NL](#) [PE-53602NL](#) [PE-53630NL](#) [PE-53824SNLT](#) [PE-92100NL](#) [PG0434.801NLT](#) [PG0936.113NLT](#) [9220-20](#) [9310-16](#) [PM06-2N7](#) [PM06-39NJ](#) [A01TK](#) [1206CS-471XJ](#) [HC2LP-R47-R](#) [HC2-R47-R](#) [HC3-2R2-R](#) [HCF1305-3R3-R](#) [1206CS-151XG](#) [RCH664NP-140L](#) [RCH664NP-4R7M](#) [RCH8011NP-221L](#) [RCP1317NP-332L](#) [RCP1317NP-391L](#) [RCR1010NP-470M](#)