

Chip Inductors - 0403HQ (1008)



- Very high Q factors and excellent current handling
- Intermediate L values not found in other series

Part number ¹	Inductance ² (nH)	Percent tolerance	Q min ³	900 MHz		1.7 GHz		SRF typ ⁴ (GHz)	DCR max ⁵ (Ohms)	Irms ⁶ (A)
				L typ	Q typ	L typ	Q typ			
0403HQ-1N9XJE_	1.9	5	40	1.9	62	1.9	94	11.84	0.012	2.2
0403HQ-2N1XJE_	2.1	5	35	2.1	56	2.1	88	12.40	0.019	1.8
0403HQ-3N4XJE_	3.4	5	40	3.4	66	3.5	96	8.97	0.016	1.9
0403HQ-3N7XJE_	3.7	5	40	3.7	64	3.8	95	8.65	0.018	1.8
0403HQ-5N5XJE_	5.5	5	40	5.5	62	5.7	93	8.60	0.022	1.5
0403HQ-6N6XJE_	6.6	5	40	6.6	60	6.9	92	7.30	0.046	1.1
0403HQ-8N2XJE_	8.2	5	40	8.2	63	8.5	92	6.73	0.040	1.2
0403HQ-9N0XJE_	9.0	5	40	9.1	66	9.5	90	6.85	0.055	1.0
0403HQ-12NXJE_	12	5	40	12.1	60	12.7	90	5.82	0.065	0.80
0403HQ-15NXJE_	15	5	35	15.2	60	16.0	90	5.82	0.188	0.50
0403HQ-18NXJE_	18	5	35	18.2	62	19.6	93	5.15	0.185	0.50

1. When ordering, please specify **termination** and **packaging** codes:

0403HQ-18NXJEW

- Termination:** **E** = Halogen free component. RoHS compliant silver-palladium-platinum-glass frit terminations.
L = RoHS compliant, not halogen-free. Silver-palladium-platinum-glass frit terminations.
 Special order: **T** = RoHS tin-silver-copper (95.5/4/0.5) or **S** = non-RoHS tin-lead (63/37).
Packaging: **W** = 7" machine-ready reel. EIA-481 punched paper tape (2000 parts per full reel). Quantities less than full reel available: in tape (not machine ready) or with leader and trailer (\$25 charge).
U = Less than full reel. In an effort to simplify our part numbering system, Coilcraft is eliminating the need for multiple packaging codes. When ordering, simply change the last letter of your part number from U to W.

- Inductance measured at 500 MHz using a Coilcraft SMD-F fixture in an Agilent/HP 4286 impedance analyzer with Coilcraft-provided correlation pieces.
- Q measured at 500 MHz using an Agilent/HP 4291A with an Agilent/HP 16193 test fixture.
- SRF measured using an Agilent/HP 8722ES network analyzer and a test fixture with a 0.017" air gap.
- DCR measured on a micro-ohmmeter and a Coilcraft CCF858 test fixture.
- Current that causes a 30°C temperature rise from 25°C ambient. This information is for reference only and does not represent absolute maximum ratings.

Refer to Doc 362 "Soldering Surface Mount Components" before soldering.

Designer's Kit C371 contains 20 of each value

Core material Ceramic

Environmental RoHS compliant, halogen free

Terminations Silver-palladium-platinum-glass frit. Other terminations available at additional cost.

Weight 1.29 – 1.60 mg

Ambient temperature –40°C to +125°C with Irms current

Maximum part temperature +155°C (ambient + temp rise).

Storage temperature Component: –40°C to +155°C.
Tape and reel packaging: –40°C to +80°C

Resistance to soldering heat Max three 40 second reflows at +260°C, parts cooled to room temperature between cycles

Temperature Coefficient of Inductance (TCL) +25 to +125 ppm/°C

Moisture Sensitivity Level (MSL) 1 (unlimited floor life at <30°C / 85% relative humidity)

Packaging 2000 per 7" reel; 7500 per 13" reel;
Paper tape: 8 mm wide, 1.0 mm thick, 2 mm pocket spacing,

PCB washing Tested to MIL-STD-202 Method 215 plus an additional aqueous wash. See [Doc787_PCB_Washing.pdf](#).

S-Parameter files

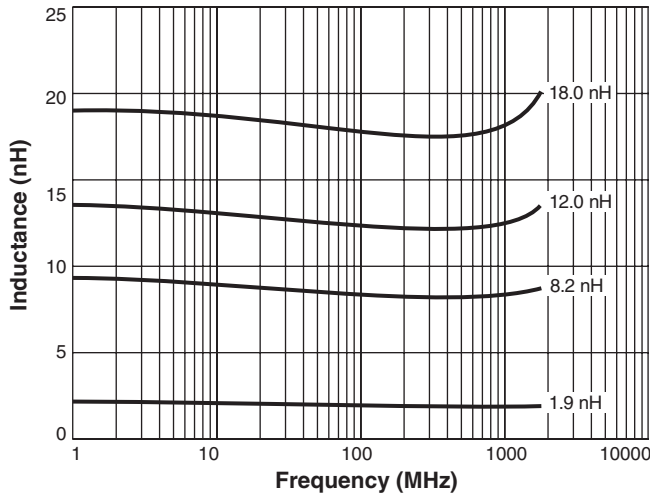
ON OUR WEB SITE

SPICE models

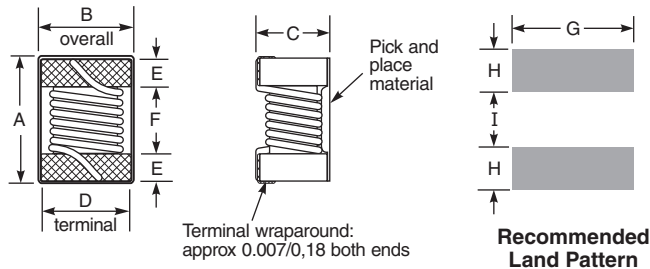
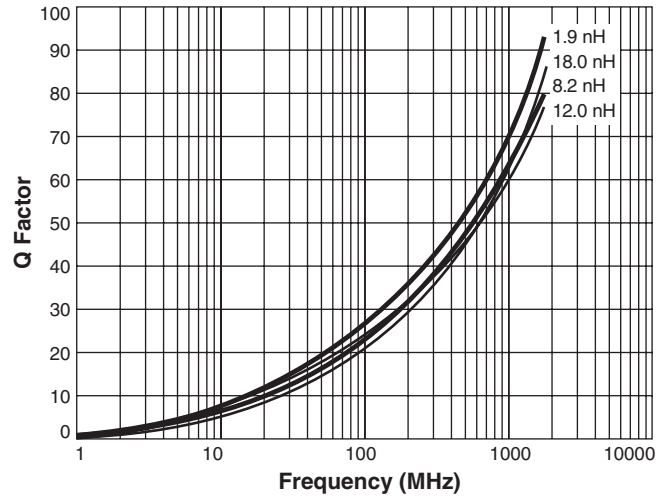
ON OUR WEB SITE

0403HQ Series (1008)

Typical L vs Frequency



Typical Q vs Frequency



A	B	C	D	E	F	G	H	I	
max	max	max							inches
0.047	0.034	0.028	0.030	0.009	0.022	0.040	0.014	0.018	
1,19	0,86	0,71	0,76	0,23	0,56	1,02	0,36	0,46	mm

Note: Height dimension (C) is before optional solder application. For maximum height dimension including solder, add 0.006 in / 0,152 mm.



X-ON Electronics

Largest Supplier of Electrical and Electronic Components

Click to view similar products for [Fixed Inductors](#) category:

Click to view products by [Coilcraft](#) manufacturer:

Other Similar products are found below :

[CR43NP-680KC](#) [CR54NP-820KC](#) [CR54NP-8R5MC](#) [CTX32CT-100](#) [70F224AI](#) [MGDQ4-00004-P](#) [MHL1ECTTP18NJ](#) [MHL1JCTTD12NJ](#)
[PE-51506NL](#) [PE-53601NL](#) [PE-53602NL](#) [PE-53630NL](#) [PE-53824SNLT](#) [PE-92100NL](#) [PG0434.801NLT](#) [PG0936.113NLT](#) [9310-16](#) [PM06-2N7](#) [PM06-39NJ](#) [A01TK](#) [1206CS-471XJ](#) [HC2-2R2TR](#) [HC2LP-R47-R](#) [HC3-2R2-R](#) [1206CS-151XG](#) [RCH664NP-140L](#) [RCH664NP-4R7M](#)
[RCH8011NP-221L](#) [RCP1317NP-332L](#) [RCP1317NP-391L](#) [RCR1010NP-470M](#) [RCR110DNP-331L](#) [DH2280-4R7M](#) [DS1608C-106](#) [ASPI-4020HI-R10M-T](#) [B10TJ](#) [B82477P4333M](#) [B82498B3101J000](#) [B82498B3680J000](#) [ELJ-RE27NJF2](#) [1812CS-153XJ](#) [1812CS-183XJ](#) [1812CS-223XJ](#) [1812LS-104XJ](#) [1812LS-105XJ](#) [1812LS-124XJ](#) [1812LS-154XJ](#) [1812LS-223XJ](#) [1812LS-224XJ](#) [1812LS-563XJ](#)