


# Square Air Core Inductors – 1111SQ



- Excellent Q factors – 210 at 400 MHz!
- Inductance values from 27 to 47 nH
- Flat top and bottom for reliable pick and place and mechanical stability

**Terminations** RoHS compliant tin-silver over copper

**Environmental** RoHS compliant, halogen free

**Weight** 34 – 50 mg

**Ambient temperature** –40°C to +125°C with Irms current

**Maximum part temperature** +145°C (ambient + temp rise).

**Storage temperature** Component: –40°C to +145°C.

Tape and reel packaging: –40°C to +80°C

**Resistance to soldering heat** Max three 40 second reflows at +260°C, parts cooled to room temperature between cycles

**Temperature Coefficient of Inductance (TCL)** +5 to +70 ppm/°C

**Moisture Sensitivity Level (MSL)** 1 (unlimited floor life at <30°C / 85% relative humidity)

**Packaging** 600/7" reel; 2500/13" reel; Plastic tape: 12 mm wide, 0.35 mm thick, 8 mm pocket spacing, 3.05 mm pocket depth  
Recommended pick and place nozzle: OD: 0.054"; ID: 0.031"

**PCB washing** Tested to MIL-STD-202 Method 215 plus an additional aqueous wash. See [Doc787\\_PCB\\_Washing.pdf](#).

Part number <sup>1</sup>	Inductance <sup>2</sup> (nH)	Percent tolerance	Q <sup>3</sup> typ	Test frequency (MHz)	SRF min <sup>4</sup> (GHz)	DCR (mOhm)		Irms <sup>5</sup> (A)
						typ	max	
1111SQ-27N_E_	27	<b>5,2</b>	200	400	2.60	7.0	8.1	5.5
1111SQ-30N_E_	30	<b>5,2</b>	200	400	2.40	7.2	8.3	5.5
1111SQ-33N_E_	33	<b>5,2</b>	200	400	2.30	8.3	9.5	4.8
1111SQ-36N_E_	36	<b>5,2</b>	200	400	2.30	8.5	9.8	4.8
1111SQ-39N_E_	39	<b>5,2</b>	200	400	2.20	8.7	10.0	4.8
1111SQ-43N_E_	43	<b>5,2</b>	200	400	2.20	9.4	10.8	4.4
1111SQ-47N_E_	47	<b>5,2</b>	200	400	2.20	9.8	11.3	4.4

1. When ordering, specify **tolerance**, **termination** and **packaging** codes:

1111SQ-47N**J**E**C**

**Tolerance:** **G** = 2% **J** = 5%  
(Table shows stock tolerances in bold.)

**Termination:** **E** = RoHS compliant tin-silver (96.5/3.5) over copper.

**Special order, added cost:**

**T** = RoHS tin-silver-copper (95.5/4/0.5) over copper or **S** = non-RoHS tin-lead (63/37) over copper.

**Packaging:** **C** = 7" machine-ready reel. EIA-481 embossed plastic tape (600 parts per full reel). Quantities less than full reel available: in tape (not machine ready) or with leader and trailer (\$25 charge).

**D** = 13" machine-ready reel. EIA-481 embossed plastic tape (2500 parts per full reel). Factory order only, not stocked.

**B** = Less than full reel. In an effort to simplify our part numbering system, Coilcraft is eliminating the need for multiple packaging codes. When ordering, simply change the last letter of your part number from B to C.

- Inductance measured at specified test frequency, 0.1 Vrms, 0 A using an Agilent/HP 4286A LCR meter or equivalent with a Coilcraft CCF1191C test fixture.
- Q measured at specified test frequency, using an Agilent/HP 4291A impedance analyzer or equivalent.
- SRF measured using an Agilent/HP 8753 network analyzer or equivalent with a Coilcraft CCF1248 test fixture.
- Current that causes a 20°C temperature rise from 25°C ambient. This information is for reference only and does not represent absolute maximum ratings
- Electrical specifications at 25°C.

Refer to Doc 362 "Soldering Surface Mount Components" before soldering.



www.coilcraft.com

**US** +1-847-639-6400 sales@coilcraft.com

**UK** +44-1236-730595 sales@coilcraft-europe.com

**Taiwan** +886-2-2264 3646 sales@coilcraft.com.tw

**China** +86-21-6218 8074 sales@coilcraft.com.cn

**Singapore** + 65-6484 8412 sales@coilcraft.com.sg

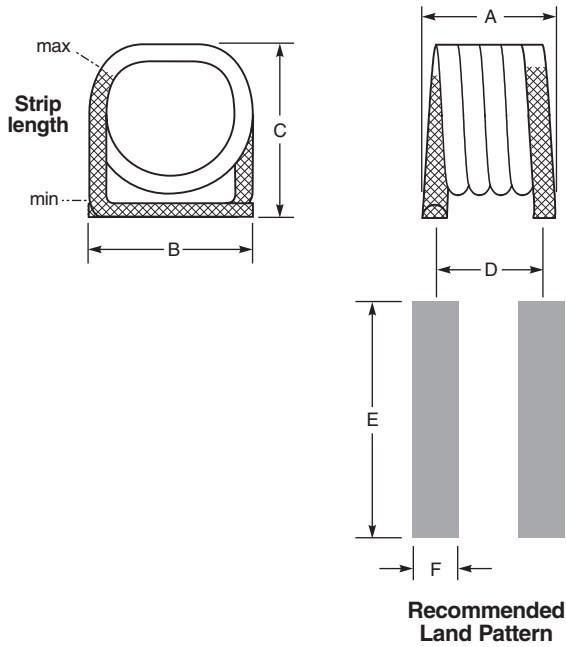
Document 990-1 Revised 12/01/21

© Coilcraft Inc. 2021

This product may not be used in medical or high risk applications without prior Coilcraft approval. Specification subject to change without notice. Please check web site for latest information.



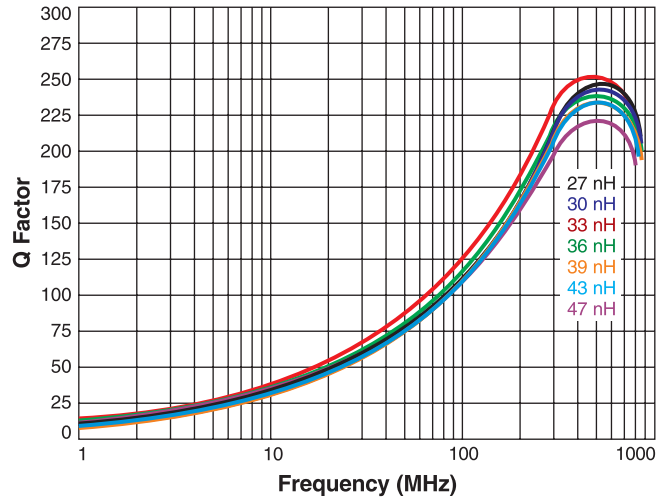
# Square Air Core Inductors – 1111SQ



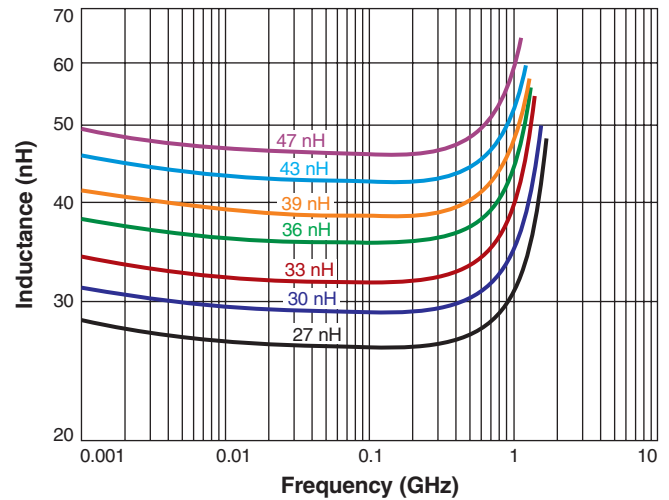
Part number	A	B	C	D	E	F
1111SQ-27N	0.105±0.010 2,67 ±0,254	0.105 ±0.015 2,67 ±0,381	0.110 ±0.005 2,79 ±0,127	0.090 2,29	0.120 3,05	0.040 1,02
1111SQ-30N	0.105 ±0.010 2,67 ±0,254	0.105 ±0.015 2,67 ±0,381	0.110 ±0.005 2,79 ±0,127	0.090 2,29	0.120 3,05	0.040 1,02
1111SQ-33N	0.115 ±0.010 2,92 ±0,254	0.105 ±0.015 2,67 ±0,381	0.110 ±0.005 2,79 ±0,127	0.100 2,54	0.120 3,05	0.040 1,02
1111SQ-36N	0.115 ±0.010 2,92 ±0,254	0.105 ±0.015 2,67 ±0,381	0.110 ±0.005 2,79 ±0,127	0.100 2,54	0.120 3,05	0.040 1,02
1111SQ-39N	0.115 ±0.010 2,92 ±0,254	0.105 ±0.015 2,67 ±0,381	0.110 ±0.005 2,79 ±0,127	0.100 2,54	0.120 3,05	0.040 1,02
1111SQ-43N	0.130 ±0.010 3,30 ±0,254	0.105 ±0.015 2,67 ±0,381	0.110 ±0.005 2,79 ±0,127	0.110 2,79	0.120 3,05	0.040 1,02
1111SQ-47N	0.130 ±0.010 3,30 ±0,254	0.105 ±0.015 2,67 ±0,381	0.110 ±0.005 2,79 ±0,127	0.110 2,79	0.120 3,05	0.040 1,02

All dimensions are in  $\frac{\text{inches}}{\text{mm}}$ .

## Typical Q vs Frequency



## Typical L vs Frequency



## X-ON Electronics

Largest Supplier of Electrical and Electronic Components

*Click to view similar products for [RF inductors - SMD category](#):*

*Click to view products by [Coilcraft manufacturer](#):*

Other Similar products are found below :

[CIH10T12NJNC](#) [B82498B1332J000](#) [B82498B3121J000](#) [0805WL220GT](#) [1008WL101GT](#) [0805WL681GT](#) [IWC0402D27NR-3G](#)  
[IWC0603F68NR-3G](#) [IWC0402AR10R-3G](#) [0603WL470JT](#) [IWC0402D33NR-3G](#) [IWC0603F47NR-3G](#) [0805WL151JT](#) [IWC0402A68NR-3G](#)  
[IWC0402AR12R-3G](#) [0805WL181JT](#) [IWC0402A82NR-3G](#) [IWC0402B39NR-3G](#) [IWC0603CR12R-3G](#) [IWC0603AR33R-3G](#)  
[IWC0603BR18R-3G](#) [IWC0603F39NR-3G](#) [IWC0603BR22R-3G](#) [IWC0402A47NR-3G](#) [IWC0603AR27R-3G](#) [IWC0603F27NR-3G](#)  
[IWC1008DR68R-3G](#) [IWC1008FR12R-3G](#) [IWC1008FR18R-3G](#) [IWC1008J33NR-3G](#) [IWC1008J82NR-3G](#) [IWC1008DR47R-3G](#)  
[IWC1008J18NR-3G](#) [IWC0805E22NR-3G](#) [IWC1008DR82R-3G](#) [IWC0805E33NR-3G](#) [IWC1008J68NR-3G](#) [IWC0805D82NR-3G](#)  
[IWC0805DR10R-3G](#) [IWC0805E39NR-3G](#) [IWC1008DR39R-3G](#) [IWC0805DR15R-3G](#) [IWC1008J39NR-3G](#) [IWC1008J27NR-3G](#)  
[IWC0805DR18R-3G](#) [IWC0805E68NR-3G](#) [IWC1008ER27R-3G](#) [IWC1008FR10R-3G](#) [IWC1008J22NR-3G](#) [CS0402-11NJ-S](#)