

# Coilcraft®



MAGNETICS  
FOR RF, POWER,  
FILTER AND DATA  
APPLICATIONS

[www.coilcraft.com](http://www.coilcraft.com)

NOVEMBER 2021

# Contents

## RF Magnetics

Chip Inductors .....3  
 Air Core Inductors .....14  
 Conical and Broadband .....16  
 RFID Transponder Coils .....17  
 Wideband RF Transformers .....18  
**Power Magnetics**  
 Shielded Surface Mount Inductors .....20  
 Unshielded Surface Mount Inductors .....41  
 Through-Hole Inductors .....46  
 Surface Mount Coupled Inductors.....49

## Dual Inductors for Class-D

Surface Mount Dual Inductors .....48  
 Through-Hole Dual Inductors .....48

## Common Mode EMI/RFI Filters

Data Line EMI Chokes .....52  
 Data / Power Line Common Mode EMI Chokes .....54  
 High-Speed Data Line EMI Chokes .....53  
 Surface Mount Power Line Common Mode EMI Chokes .....56  
 Through-Hole Power Line Common Mode EMI Chokes .....56  
**Designer's Kits** .....59

## Part Number Index

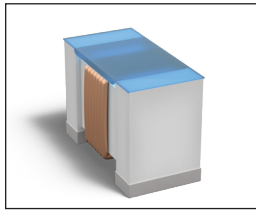
**Bold** new product

<b>016008C</b> .....3	AGP4233.....37	LPS/LP25015.....29	SLC7649.....38
0201AF.....3	BxT.....14	LPS5030.....30	SLR1050.....39
0201DS.....3	BCL.....16	LPS6225.....30	SLR1065.....39
0201HL.....3	BCR.....16	LPS6235.....30	SLR1070.....39
028011C.....4	BU.....56	LPS8045B.....30	SLR1075.....39
0302CS.....4	BU9x.....56	M2022.....52	SLR1190.....39
0402AF.....4	BUXx.....56	ME3215.....42	SLR7010.....39
0402CS.....4	CD1479.....56	ME3220.....42	SPT.....40
0402CT.....5	CD1480.....56	MLC12xx.....38	SWB.....19
0402DC.....5	CE1755.....56	MLC15xx.....38	TA78xx.....12
0402DF.....6	CE1759.....56	MLC1770.....38	UA801x.....48
0402FL.....6	CE2439L.....56	MLC75xx.....38	VER2923.....37
0402HL.....6	CF2638L.....56	MOS0020.....31	VS.....13
0402HP.....6	CF2805.....56	MSC1278.....51	WA309x.....15
0402PA.....6	CF3094.....56	MSD1048.....55	WB.....19
0403HQ.....6	CG3333.....56	MSD1260.....50, 55	WB.....18
0603AF.....7	CG3528.....56	MSD1278.....51, 55	WBT.....19
0603CS.....7	CG3885.....56	MSD1514.....50, 55	XAL1010.....27
0603CT.....7	CH4659.....56	MSD1583.....51, 55	XAL1030.....27
<b>0603DC</b> .....8	CJ5094.....56	MSD7342.....50, 55	XAL1060.....27
0603HC.....8	CJ5100.....52	MSS1038.....32	XAL1350.....27
0603HL.....9	CM1394.....53	MSS1048.....32	XAL1510.....27
0603HP.....8	CM6518.....56	MSS1210.....33	XAL1580.....27
0603LS.....8	CMT.....57	MSS1246.....32	XAL40xx.....26
0603LSB.....53	CQ7584.....52	MSS1260.....33	XAL5030.....26
0604HQ.....9	CR7856.....52	MSS1278.....33	XAL5030.....26
0805AF.....9	CR7915.....56	MSS1583.....33	XAL5050.....26
0805CS.....9	CV9172.....54	<b>MSS1812T</b> .....33	XAL6020.....26
0805HP.....9	<b>DF14532</b> .....52	MSS5121.....31	XAL6030.....26
0805HT.....10	DF17160.....52	MSS5131.....31	XAL6060.....26
0805LS.....10	DO16051.....41	MSS8122.....31	XAL7020.....26
0805LSB.....10	DO16061.....42	MSS8132.....31	XAL7030.....26
0805SB.....53	DO1607B.....44	MSS7331.....31	XAL7050.....26
0805SBN.....53	DO1608C.....43	MSS7341.....32	XAL7070.....27
0806SQ.....13	DO1813H.....43	MSS7348.....32	XAL8050.....27
0808AF.....10	DO3308P.....44	MVR.....40	XAL8080.....27
0808CS.....10	DO3314.....44	PA669x.....12	XAR7030.....26
0808CT.....11	DO3316P.....43	PDLF.....52	XEL3515.....22
0808HQ.....11	DO3316T.....43	PFD2015.....18, 49, 54	XEL3520.....22
0808HT.....11	DO3340H.....44	PFD3215.....18, 49, 54	XEL3530.....22
0808LS.....11	DO3340P.....44	PFL1005.....20	XEL4012.....23
0808LSB.....53	DO5010H.....45	PFL1609.....20	XEL4014.....23
0809SQ.....13	DO5022P.....45	PFL2010.....20	XEL4020.....23
0810VSB.....13	DO5040H.....45	PFL2015.....20	XEL4030.....23
1111SQ.....13	DR0608.....47	PFL2510.....20	XEL5020.....23
1206CS.....12	DR0810.....47	PFL2512.....20	XEL5030.....23
1206USB.....53	DS1608B.....40	PFL3215.....20	XEL5050.....23
1210POC.....16	EPL2010.....21	PFL4514.....20	XEL6030.....23
1212VS.....13	EPL2014.....21	PFL4517.....20	XEL6060.....23
132-SM.....15	EPL3012.....21	PTRF.....52	XFL2005.....21
1508.....14	EPL3015.....21	PWB.....18	XFL2006.....21
1515SQ.....13	GA309x.....15	RA6870.....53	XFL3010.....22
1606.....14	GA3416.....48	RA7231.....48	XFL3012.....22
<b>1512SP</b> .....15	HA403x.....12	RFB0807.....48	XFL4012.....22
1812CAN.....52	HA4158.....48	RFB1010.....48	XFL4015.....22
1812CS.....12	JA4575.....48	RFC0807B.....46	XFL4020.....22
1812FS.....12	LPD3015.....49, 54	RFC0810.....47	XFL4030.....22
1812LS.....12	LPD4012.....49, 54	RFC1010.....47	XFL501x.....22
1812LSB.....14	LPD5010.....49, 54	RFS1113.....46	XFL5030.....22
1812MSM.....14	LPD5030.....49, 54	RFS1317.....46	XFL6012.....22
1812WBT.....19	LPD6235.....50	RFS1412.....46	XFL7015.....22
2014VS.....13	LPD8045.....51	SBU9.....56	<b>XGL3512</b> .....24
<b>2208HF</b> .....17	LPD2506.....42	SD43.....42	<b>XGL3515</b> .....24
2222SQ.....13	LPD3010.....41	SD54.....43	<b>XGL3520</b> .....24
2508.....14	LPD3310.....41	SER1052.....34	<b>XGL3530</b> .....24
2929SQ.....13	LPD3314.....41	SER1360.....34	<b>XGL4015</b> .....24
<b>2712SP</b> .....15	LPD4812.....41	SER1390.....34	XGL4020.....24
4308RV.....17	LPD4815.....41	SER14xx.....34	<b>XGL4025</b> .....24
4310LC.....16	LPD6610.....42	SER1512.....34	<b>XGL4030</b> .....24
4312RV.....17	LPD6613.....41	SER1590.....35	<b>XGL4040</b> .....24
4513TC.....17	LPS/LP23008.....28	SER2000.....35	<b>XGL5020</b> .....25
5315TC.....17	LPS/LP23010.....28	SER2211.....36	<b>XGL5030</b> .....25
ADT.....14	LPS/LP23015.....28	SER2900.....36	<b>XGL5050</b> .....25
<b>AGM2222</b> .....37	LPS/LP23314.....28	SER80xx.....34	<b>XGL6030</b> .....25
AGP2923.....37	LPS/LP24012.....28	SLC1049.....38	<b>XGL6060</b> .....25
	LPS/LP24018.....29	SLC1175.....39	XFL2010.....21
	LPS/LP24414.....29	SLC1480.....39	
	LPS/LP25010.....29	SLC7530.....38	

# Featured Products

## 016008C High Q Ceramic Chip Inductors


3



- Lower DCR than all thin film counterparts
- Choose from 36 precision-spaced L values from 0.45 to 24 nH
- Higher Q than thin film types: Up to 62 at 2.4 GHz
- Ideal for high-frequency applications, such as cell phones, wearable devices, and LTE/5G IoT networks

## MSS1812T Series High Temperature Power Inductors


33



- Seven inductance values from 100 µH to 1000 µH
- Low-loss ferrite drum core for flat inductance vs current
- Excellent current handling with low DC resistance for greater efficiency
- AEC-Q200 Grade 1 (-40°C to +125°C)


## 1512SP / 2712SP Series Mini Air Core Inductors

15



- Wide range of standard EIA inductance values from 2.5 nH to 150 nH (with tolerances as low as 2%)
- Tight tolerance can eliminate circuit tuning
- Exceptionally high Q across a wide frequency range
- Acrylic jacket provides a flat top for pick and place

## XGL Family Ultra-low Loss Power Inductors



Coilcraft XGL Family molded power inductors offer the industry's lowest DC losses and extremely low AC losses for a wide range of DC-DC converters, from hundreds kHz up to 5+ MHz. Additional benefits include a wider range of inductance values and improved Irms current ratings.

See them all on page 24–25.

## AEC-Q200 qualified products

are identified throughout the catalog with icons.

- AEC-Q200 Grade 1 qualified AEC-Q200 Grade 3 qualified

For additional information, please contact us for our *Magnetics for automotive electronics* brochure.





# Chip Inductors

S-parameters & SPICE models Available on our web site

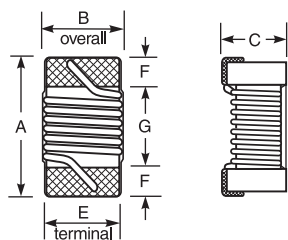
Coilcraft chip inductors cover the range from 0.45 nH to 1,000 µH. All except the AF, DF, LS, 026011F and 0402FL Series are wound on ceramic bodies and offer exceptionally high SRFs, high Q and tight tolerances. Many parts are available with inductance tolerances as low as 1% at only a small premium. Coilcraft offers Designer's Kits that contain samples for prototyping. See page 55 or order on-line at <https://www.coilcraft.com/en-us/kits/>.

## 016008C **NEW!**

Part number	Inductance (nH)	Percent tolerance	Q typ		DCR max (mOhms)	I <sub>rms</sub> (mA)	
			900 MHz	1.7 GHz			
016008C-N45XKRW	0.45 @ 250 MHz	10	37	48	60	550	
016008C-N50XKRW	0.5 @ 250 MHz	10	30	40	75	445	
016008C-1N1XKRW	1.1 @ 250 MHz	10	38	50	21.0	95	
016008C-1N2XKRW	1.2 @ 250 MHz	10	34	45	21.3	130	
016008C-1N3XKRW	1.3 @ 250 MHz	10	27	37	21.0	200	
016008C-2N0XJRW	2.0 @ 250 MHz	5	34	45	15.2	125	345
016008C-2N2XJRW	2.2 @ 250 MHz	5	33	45	14.8	180	275
016008C-2N3XJRW	2.3 @ 250 MHz	5	25	36	14.8	160	340
016008C-2N4XJRW	2.4 @ 250 MHz	5	27	36	14.2	260	225
016008C-2N5XJRW	2.5 @ 250 MHz	5	25	35	13.6	205	305
016008C-3N3XJRW	3.3 @ 250 MHz	5	34	45	12.2	150	305
016008C-3N6XJRW	3.6 @ 250 MHz	5	31	42	12.0	230	245
016008C-3N8XJRW	3.8 @ 250 MHz	5	27	36	11.4	345	195
016008C-3N9XJRW	3.9 @ 250 MHz	5	27	37	11.3	230	275
016008C-4N3XJRW	4.3 @ 250 MHz	5	32	42	10.8	190	265
016008C-4N7XJRW	4.7 @ 250 MHz	5	34	47	11.0	275	220
016008C-5N1XJRW	5.1 @ 250 MHz	5	31	42	10.0	325	200
016008C-5N3XJRW	5.3 @ 250 MHz	5	29	40	9.7	430	175
016008C-5N6XJRW	5.6 @ 250 MHz	5	28	39	9.8	275	220
016008C-5N8XJRW	5.8 @ 250 MHz	5	35	48	9.8	315	220
016008C-6N0XJRW	6.0 @ 250 MHz	5	31	42	9.8	340	200
016008C-6N2XJRW	6.2 @ 250 MHz	5	33	44	9.7	385	185
016008C-6N8XJRW	6.8 @ 250 MHz	5	31	42	9.0	310	200
016008C-6N9XJRW	6.9 @ 250 MHz	5	30	40	8.8	510	160
016008C-7N5XJRW	7.5 @ 250 MHz	5	28	37	8.2	320	260
016008C-7N8XJRW	7.8 @ 250 MHz	5	31	42	8.4	380	180
016008C-8N2XJRW	8.2 @ 250 MHz	5	30	40	8.1	445	170
016008C-8N8XJRW	8.8 @ 250 MHz	5	30	39	7.8	600	145
016008C-9N5XJRW	9.5 @ 250 MHz	5	28	37	7.6	575	180
016008C-10NXJRW	10 @ 250 MHz	5	31	40	7.4	520	155
016008C-12NXJRW	12 @ 250 MHz	5	27	37	6.5	640	170
016008C-13NXJRW	13 @ 250 MHz	5	30	38	6.5	730	130
016008C-15NXJRW	15 @ 250 MHz	5	27	35	6.2	820	120
016008C-18NXJRW	18 @ 250 MHz	5	27	37	5.5	1020	120
016008C-20NXJRW	20 @ 250 MHz	5	28	35	5.3	1300	110
016008C-24NXJRW	24 @ 250 MHz	5	28	33	4.8	1550	100

## 0201HL

Part number	Inductance ±5% (nH)	SRF typ (GHz)	DCR max (Ohms)	I <sub>rms</sub> (mA)	1.7 GHz	
					L typ	Q typ
0201HL-22NXJRW	22 @ 250 MHz	4.35	0.75	140	22.7	52
0201HL-24NXJRW	24 @ 250 MHz	4.35	0.93	130	24.9	53
0201HL-27NXJRW	27 @ 250 MHz	3.95	1.03	125	28.2	47
0201HL-33NXJRW	33 @ 250 MHz	3.70	1.14	120	35.4	45
0201HL-39NXJRW	39 @ 250 MHz	3.45	1.55	100	42.7	43
0201HL-47NXJRW	47 @ 250 MHz	3.25	1.70	95	52.8	43
0201HL-51NXJRW	51 @ 250 MHz	3.45	1.85	90	58.3	44



### Dimensions (inches mm)

Series	A max	B max	C max	E	F	G
016008C	0.0185 0.47	0.0110 0.28	0.0138 0.35	0.0080 0.20	0.0035 0.09	0.0115 0.29
0201AF	0.023 0.58	0.014 0.36	0.018 0.46	0.014 0.36	0.004 0.10	0.015 0.38
0201DS	0.023 0.58	0.018 0.46	0.0177 0.45	0.015 0.38	0.004 0.10	0.015 0.38
0201HL	0.023 0.58	0.018 0.46	0.018 0.46	0.015 0.38	0.004 0.10	0.005 0.46

## Which chip inductor family should you use?

	Ceramic (SUFFIX, BODY SIZE)				Ferrite (SUFFIX, BODY SIZE)		
<b>Highest Q</b>	DC 0402-0603	HP 0402-0805	HQ 0403-1008	CS 0402-1812	LS 0603-1812		
<b>Lowest DCR</b>	DC 0402-0603	HP 0402-0805	DS 0201		DF 0402	AF 0201-1008	LS 0603-1812
<b>Highest current</b>	HP 0402-0805	PA 0402	HC 0603		DF 0402	AF 0201-1008	LS 0603-1812
<b>Highest L</b>	HL 0201-0603				DF 0402	LS 0603-1812	

## 0201AF Ferrite

Part number	Inductance ±5% (nH)	Impedance typ (Ohms)		SRF typ (MHz)	DCR max (Ohms)	I <sub>rms</sub> (mA)
		900 MHz	1.7 GHz			
0201AF-330XKRW	33 @ 7.9 MHz	170	345	3400	0.150	340
0201AF-510XKRW	51 @ 7.9 MHz	255	480	2900	0.300	280
0201AF-680XKRW	68 @ 7.9 MHz	350	750	2600	0.330	220
0201AF-910XKRW	91 @ 7.9 MHz	425	830	2350	0.370	200
0201AF-111XKRW	110 @ 7.9 MHz	625	1560	2100	0.480	170
0201AF-141XKRW	140 @ 7.9 MHz	680	1380	2000	0.650	160
0201AF-171XKRW	170 @ 7.9 MHz	890	1910	1850	0.860	140
0201AF-201XKRW	200 @ 7.9 MHz	1130	2620	1700	1.250	110

## 0201DS

Part number	Inductance (nH)	Percent tolerance*	SRF typ (GHz)	DCR max (Ohms)	I <sub>rms</sub> (mA)	1.7 GHz	
						L typ	Q typ
0201DS-0N5XKEW	0.5 @ 250 MHz	10	23.5	0.020	1250	0.49	43
0201DS-0N6XKEW	0.6 @ 250 MHz	10	24.5	0.030	1000	0.58	51
0201DS-1N2XJEW	1.2 @ 250 MHz	5	17.9	0.042	870	1.16	60
0201DS-1N3XJEW	1.3 @ 250 MHz	5	17.6	0.048	820	1.24	57
0201DS-1N4XJEW	1.4 @ 250 MHz	5	17.0	0.080	630	1.34	37
0201DS-1N5XJEW	1.5 @ 250 MHz	5	17.0	0.090	600	1.47	40
0201DS-2N2XJEW	2.2 @ 250 MHz	5	16.7	0.070	700	2.23	32
0201DS-2N3XJEW	2.3 @ 250 MHz	5	16.5	0.070	670	2.28	64
0201DS-2N4XJEW	2.4 @ 250 MHz	5	13.0	0.082	620	2.36	53
0201DS-2N5XJEW	2.5 @ 250 MHz	5	12.5	0.165	440	2.49	44
0201DS-3N3XJEW	3.3 @ 250 MHz	5	12.8	0.080	630	3.32	62
0201DS-3N4XJEW	3.4 @ 250 MHz	5.3	12.7	0.080	630	3.42	62
0201DS-3N5XJEW	3.5 @ 250 MHz	5.3	12.4	0.080	630	3.45	64
0201DS-3N6XJEW	3.6 @ 250 MHz	5.3	12.5	0.105	550	3.57	61
0201DS-3N7XJEW	3.7 @ 250 MHz	5.3	10.6	0.105	550	3.66	58
0201DS-3N8XJEW	3.8 @ 250 MHz	5.3	10.2	0.180	420	3.81	60
0201DS-3N9XJEW	3.9 @ 250 MHz	5.3	11.2	0.240	360	3.89	50
0201DS-4N8XJEW	4.8 @ 250 MHz	5.3	11.0	0.096	570	4.83	50
0201DS-4N9XJEW	4.9 @ 250 MHz	5.3	11.7	0.130	510	4.71	52
0201DS-5N0XJEW	5.0 @ 250 MHz	5.3	11.5	0.130	510	4.90	54
0201DS-5N1XJEW	5.1 @ 250 MHz	5.3	11.1	0.130	510	4.96	54
0201DS-5N2XJEW	5.2 @ 250 MHz	5.3	10.0	0.170	430	5.21	55
0201DS-5N3XJEW	5.3 @ 250 MHz	5.3	10.6	0.130	510	5.15	57
0201DS-5N4XJEW	5.4 @ 250 MHz	5.3	10.2	0.130	510	5.31	56
0201DS-5N5XJEW	5.5 @ 250 MHz	5.3	9.5	0.285	330	5.49	50
0201DS-6N7XJEW	6.7 @ 250 MHz	5.3	6.8	0.150	460	6.72	59
0201DS-6N8XJEW	6.8 @ 250 MHz	5.3	9.5	0.150	460	6.52	52
0201DS-6N9XJEW	6.9 @ 250 MHz	5.3	9.3	0.150	460	6.73	54
0201DS-7N0XJEW	7.0 @ 250 MHz	5.3	6.7	0.210	390	6.97	60
0201DS-7N1XJEW	7.1 @ 250 MHz	5.3	9.5	0.250	390	6.90	54
0201DS-7N2XJEW	7.2 @ 250 MHz	5.3	9.4	0.250	390	6.97	55
0201DS-7N3XJEW	7.3 @ 250 MHz	5.3	9.3	0.250	390	7.04	56
0201DS-7N4XJEW	7.4 @ 250 MHz	5.3	9.1	0.250	390	7.30	61
0201DS-7N5XJEW	7.5 @ 250 MHz	5.3	6.8	0.340	300	7.46	50
0201DS-7N6XJEW	7.6 @ 250 MHz	5.3	9.3	0.300	340	7.31	59
0201DS-7N7XJEW	7.7 @ 250 MHz	5.3	9.2	0.300	340	7.37	60
0201DS-7N8XJEW	7.8 @ 250 MHz	5.3	9.2	0.300	340	7.49	58
0201DS-7N9XJEW	7.9 @ 250 MHz	5.3	9.1	0.300	340	7.56	58
0201DS-8N0XJEW	8.0 @ 250 MHz	5.3	9.2	0.300	340	7.68	53
0201DS-8N1XJEW	8.1 @ 250 MHz	5.3	9.1	0.300	340	7.75	59
0201DS-8N2XJEW	8.2 @ 250 MHz	5.3	6.4	0.270	340	8.22	53
0201DS-8N3XJEW	8.3 @ 250 MHz	5.3	8.9	0.300	340	7.95	57
0201DS-8N4XJEW	8.4 @ 250 MHz	5.3	8.9	0.350	300	8.04	55
0201DS-8N5XJEW	8.5 @ 250 MHz	5.3	8.9	0.350	300	8.13	55
0201DS-8N7XJEW	8.7 @ 250 MHz	5.3	8.7	0.350	300	8.74	59
0201DS-9N0XJEW	9.0 @ 250 MHz	5.3	6.4	0.350	300	9.04	63
0201DS-9N4XJEW	9.4 @ 250 MHz	5.3	6.4	0.400	280	9.39	51
0201DS-9N6XJEW	9.6 @ 250 MHz	5.3	6.2	0.400	280	9.64	53
0201DS-11NXJEW	11.0 @ 250 MHz	5.3	5.7	0.400	280	11.15	62
0201DS-12NXJEW	12.0 @ 250 MHz	5.3	5.6	0.360	300	12.20	56
0201DS-13NXJEW	13.0 @ 250 MHz	5.3	6.7	0.440	270	13.22	52
0201DS-14NXJEW	14.0 @ 250 MHz	5.3	5.1	0.440	270	14.37	51

\* Bold numbers indicate tolerances carried in stock. When ordering, please replace underscore in part number with the proper tolerance code: J = 5%, K = 10%, . (e.g. 0201DS-14NXJEW for a 5% tolerance part.)



## 026011C

Part number	Inductance ±5% (nH)	SRF typ (GHz)	DCR max (Ohms)	Irms (mA)	1.7 GHz	
					L typ	Q typ
026011C-N75XJRY	0.75 @ 250 MHz	34.0	0.060	850	0.73	54
026011C-1N7XJRY	1.7 @ 250 MHz	34.0	0.060	850	1.67	60
026011C-3N0XJRY	3.0 @ 250 MHz	13.7	0.083	610	2.95	66
026011C-4N7XJRY	4.7 @ 250 MHz	11.6	0.110	520	4.63	69
026011C-5N1XJRY	5.1 @ 250 MHz	10.3	0.005	540	10.3	120
026011C-5N6XJRY	5.6 @ 250 MHz	9.60	0.130	470	5.57	65
026011C-6N2XJRY	6.2 @ 250 MHz	9.90	0.130	470	6.14	66
026011C-6N8XJRY	6.8 @ 250 MHz	8.70	0.135	460	6.77	68
026011C-7N5XJRY	7.5 @ 250 MHz	8.55	0.155	430	7.48	66
026011C-8N2XJRY	8.2 @ 250 MHz	7.75	0.240	360	8.18	67
026011C-9N0XJRY	9 @ 250 MHz	8.00	0.155	440	8.97	68
026011C-10N1XJRY	10 @ 250 MHz	7.50	0.190	390	10.0	67
026011C-11N1XJRY	11 @ 250 MHz	6.60	0.280	320	11.1	61
026011C-12N1XJRY	12 @ 250 MHz	6.25	0.370	260	11.2	58
026011C-15N1XJRY	15 @ 250 MHz	5.15	0.415	260	15.4	57
026011C-16N1XJRY	16 @ 250 MHz	5.45	0.315	300	16.5	58
026011C-18N1XJRY	18 @ 250 MHz	4.75	0.460	250	18.7	58
026011C-20N1XJRY	20 @ 250 MHz	5.10	0.420	260	20.7	57
026011C-22N1XJRY	22 @ 250 MHz	4.67	0.540	240	22.8	59
026011C-24N1XJRY	24 @ 250 MHz	4.50	0.460	250	24.9	64
026011C-27N1XJRY	27 @ 250 MHz	4.30	0.505	240	27.9	64
026011C-30N1XJRY	30 @ 250 MHz	4.35	0.800	190	31.7	56
026011C-33N1XJRY	33 @ 250 MHz	4.00	0.710	200	35.7	52
026011C-36N1XJRY	36 @ 250 MHz	3.89	1.08	160	39.0	51
026011C-39N1XJRY	39 @ 250 MHz	3.75	1.00	175	42.0	51
026011C-43N1XJRY	43 @ 250 MHz	3.55	1.00	170	47.4	48
026011C-56N1XJRY	56 @ 250 MHz	3.20	1.46	140	60.6	63
026011C-68N1XJRY	68 @ 250 MHz	2.85	1.92	120	81.5	42
026011C-75N1XJRY	75 @ 250 MHz	2.75	2.60	100	—	—

## 026011F Ferrite

Part number	Inductance ±5% (nH)	Impedance typ (Ohms)		SRF typ (MHz)	DCR max (Ohms)	Irms (mA)	1.7 GHz	
		900 MHz	1.7 GHz				L typ	Q typ
026011F-270XJRY	27 @ 7.9 MHz	135	260	3900	0.125	480	—	—
026011F-720XJRY	72 @ 7.9 MHz	380	750	2600	0.460	210	—	—
026011F-101XJRY	100 @ 7.9 MHz	470	900	2300	0.570	200	—	—
026011F-151XJRY	150 @ 7.9 MHz	850	1900	1800	0.680	190	—	—
026011F-271XJRY	270 @ 7.9 MHz	1500	4700	1600	1.30	130	—	—
026011F-431XJRY	430 @ 7.9 MHz	2700	8600	1100	2.10	100	—	—
026011F-561XJRY	560 @ 7.9 MHz	4500	7500	1000	3.10	90	—	—

## 0302CS

Part number	Inductance (nH)	Percent tolerance*	SRF typ (GHz)	DCR max (Ohms)	Irms (mA)	1.7 GHz	
						L typ	Q typ
0302CS-N67XKRW	0.67	10	>26	0.021	1600	0.66	56
0302CS-1N7XJRW	1.7	5	16.14	0.038	1140	1.7	78
0302CS-1N9XJRW	1.9	5	16.06	0.065	910	1.9	65
0302CS-2N1XJRW	2.1	5	15.94	0.082	830	2.1	57
0302CS-3N0XJRW	3.0	5	15.10	0.060	950	3.0	92
0302CS-3N3XJRW	3.3	5	11.50	0.060	950	3.3	88
0302CS-3N5XJRW	3.5	5	11.53	0.070	870	3.5	84
0302CS-3N8XJRW	3.8	5	10.67	0.090	830	3.8	89
0302CS-4N0XJRW	4.0	5	11.21	0.100	760	4.0	80
0302CS-4N7XJRW	4.7	5	12.07	0.074	830	4.6	88
0302CS-5N1XJRW	5.1	5	9.65	0.074	830	5.1	92
0302CS-5N6XJRW	5.6	5	6.40	0.120	730	5.5	71
0302CS-6N0XJRW	6.0	5	8.60	0.140	700	6.0	82
0302CS-6N3XJRW	6.3	5	9.34	0.155	620	6.3	80
0302CS-6N5XJRW	6.5	5	8.19	0.200	620	6.5	80
0302CS-7N0XJRW	7.0	5	8.50	0.103	760	7.1	84
0302CS-7N2XJRW	7.2	5	9.12	0.112	690	7.2	82
0302CS-7N4XJRW	7.4	5	7.98	0.112	690	7.4	82
0302CS-8N3XJRW	8.3	5	8.19	0.150	590	8.3	80
0302CS-9N2XJRW	9.2	5	7.92	0.115	690	9.0	83
0302CS-10N1XJRW	10.0	5	7.45	0.140	620	10.1	91
0302CS-11N1XJRW	11.0	5	6.85	0.210	590	11.2	83
0302CS-12N1XJRW	12.0	5	6.86	0.170	560	12.6	88
0302CS-13N1XJRW	13.0	5	6.94	0.230	480	13.3	83
0302CS-15N1XJRW	15.0	5	6.20	0.174	560	15.4	84
0302CS-16N1XJRW	16.0	5	6.13	0.210	480	16.4	85
0302CS-17N1XJRW	17.0	5	6.26	0.280	440	17.4	82
0302CS-18N1XJRW	18.0	5	6.03	0.350	390	18.5	80
0302CS-19N1XJRW	19.0	5	5.79	0.260	480	19.6	85
0302CS-20N1XJRW	20.0	5	5.68	0.300	430	20.2	88
0302CS-21N1XJRW	21.0	5	5.16	0.37	370	22.0	82
0302CS-22N1XJRW	22.0	5	4.95	0.42	340	23.1	79
0302CS-23N1XJRW	23.5	5	5.18	0.40	430	24.6	84
0302CS-29N1XJRW	29.0	5	4.83	0.47	330	30.5	75
0302CS-34N1XJRW	34.0	5	4.45	0.53	310	35.5	78
0302CS-36N1XJRW	36.0	5	3.70	0.60	300	45	40
0302CS-39N1XJRW	39.0	5	3.55	0.76	300	50	42
0302CS-43N1XJRW	43.0	5	3.42	0.82	280	56	43
0302CS-51N1XJRW	51.0	5	3.25	0.97	270	69	41
0302CS-56N1XJRW	56.0	5	3.00	1.24	250	80	31
0302CS-62N1XJRW	62.0	5	2.87	1.28	240	92	36
0302CS-75N1XJRW	75.0	5	2.63	2.10	180	124	25
0302CS-82N1XJRW	82.0	5	2.50	2.20	170	150	29
0302CS-91N1XJRW	91.0	5	2.42	3.10	150	168	22
0302CS-101XJRW	100.0	5	2.30	3.26	140	214	25

## 0402AF Ferrite

Part number	Inductance (nH)	Percent Tolerance*	Impedance typ (Ohms)		SRF typ (MHz)	DCR max (Ohms)	Irms (mA)
			900 MHz	1.7 GHz			
0402AF-200XJLW	20	5	83	118	2600	0.050	1600
0402AF-220XJLW	22	5,3,2	96	146	2500	0.065	1300
0402AF-330XJLW	33	5	142	207	2300	0.060	1400
0402AF-360XJLW	36	5,3,2	157	249	2300	0.075	1300
0402AF-390XJLW	39	5,3,2	173	263	2200	0.115	830
0402AF-510XJLW	51	5,3,2	218	330	1930	0.070	1100
0402AF-560XJLW	56	5	239	360	1900	0.095	1000
0402AF-720XJLW	72	5	311	453	1650	0.100	1000
0402AF-780XJLW	78	5,3,2	344	522	1600	0.130	970
0402AF-101XJLW	100	5,3,2	513	850	1400	0.160	900
0402AF-141XJLW	140	5,3,2	629	949	1220	0.260	630
0402AF-181XJLW	180	5,3,2	832	1270	1150	0.280	560
0402AF-201XJLW	200	5	1110	1890	1000	0.440	400
0402AF-221XJLW	220	5,3,2	1050	1560	1150	0.530	380
0402AF-251XJLW	250	5	1230	1940	900	0.360	520
0402AF-271XJLW	270	5,3,2	1320	1960	860	0.550	360
0402AF-301XJLW	300	5,3,2	1550	2230	860	0.410	420
0402AF-331XJLW	330	5	1850	2880	820	0.560	350
0402AF-361XJLW	360	5	1920	2640	810	0.575	360
0402AF-391XJLW	390	5	2350	2970	760	0.750	300
0402AF-421XJLW	420	5	2270	2800	700	0.700	340
0402AF-471XJLW	470	5,3,2	2680	3010	650	0.730	310
0402AF-561XJLW	560	5,3,2	3620	3110	600	0.920	200



## 0402CS

Part number	Inductance (nH)	Percent tolerance*	SRF min (GHz)	DCR max (Ohms)	Irms (mA)	1.7 GHz	
						L typ	Q typ
0402CS-1N0XJRW	1.0 @ 250 MHz	5	12.70	0.045	1360	1.02	69
0402CS-1N2XJRW	1.2 @ 250 MHz	5	12.90	0.090	740	1.17	38
0402CS-1N8X_RW	1.8 @ 250 MHz	5,3,2	12.00	0.070	1040	1.78	75
0402CS-1N9X_RW	1.9 @ 250 MHz	5,3,2	11.30	0.070	1040	1.74	82
0402CS-2N0X_RW	2.0 @ 250 MHz	5,3,2	11.10	0.070	1040	1.93	75
0402CS-2N2X_RW	2.2 @ 250 MHz	5,3,2	10.80	0.070	960	2.23	100
0402CS-2N4X_RW	2.4 @ 250 MHz	5,3,2	10.50	0.068	790	2.27	68
0402CS-2N7X_RW	2.7 @ 250 MHz	5,3,2	10.40	0.120	640	2.60	61
0402CS-3N3X_RW	3.3 @ 250 MHz	5,3,2	7.30	0.066	840	3.12	87
0402CS-3N6X_RW	3.6 @ 250 MHz	5,3,2	6.80	0.066	840	3.62	71
0402CS-3N9X_RW	3.9 @ 250 MHz	5,3,2	6.00	0.066	840	4.00	75
0402CS-4N3X_RW	4.3 @ 250 MHz	5,3,2	6.00	0.091	700	4.30	71
0402CS-4N7X_RW	4.7 @ 250 MHz	5,3,2	4.77	0.130	640	4.68	68
0402CS-5N1X_RW	5.1 @ 250 MHz	5,3,2	4.80	0.083	800	5.25	82
0402CS-5N6X_RW	5.6 @ 250 MHz	5,3,2	4.80	0.083	760	5.28	81
0402CS-6N2X_RW	6.2 @ 250 MHz	5,3,2	4.80	0.083	760	6.37	76
0402CS-6N8X_RW	6.8 @ 250 MHz	5,3,2	4.80	0.083	680	6.93	78
0402CS-7N5X_RW	7.5 @ 250 MHz	5,3,2	4.80	0.10	680	8.22	88
0402CS-8N2X_RW	8.2 @ 250 MHz	5,3,2	4.40	0.10	680	8.85	84
0402CS-8N7X_RW	8.7 @ 250 MHz	5,3,2	4.10	0.20	480	9.21	73
0402CS-9N0X_RW	9.0 @ 250 MHz	5,3,2	4.16	0.10	680	9.53	78
0402CS-9N5X_RW	9.5 @ 250 MHz	5,3,2	4.00	0.20	480	9.98	69
0402CS-10N1X_RW	10 @ 250 MHz	5,3,2	3.90	0.20	480	10.10	67
0402CS-11N1X_RW	11 @ 250 MHz	5,3,2	3.68	0.12	640	11.20	78
0402CS-12N1X_RW	12 @ 250 MHz	5,3,2	3.60	0.12	640	12.70	71
0402CS-13N1X_RW	13 @ 250 MHz	5,3,2	3.45	0.21	440	14.63	57
0402CS-15N1X_RW	15 @ 250 MHz	5,3,2	3.28	0.17	560	15.50	77
0402CS-16N1X_RW	16 @ 250 MHz	5,3,2	3.10	0.22	560	18.86	47
0402CS-18N1X_RW	18 @ 250 MHz	5,3,2	3.10	0.23	420	20.28	62
0402CS-19N1X_RW	19 @ 250 MHz	5,3,2	3.04	0.20	480	21.10	67
0402CS-20N1X_RW	20 @ 250 MHz	5,3,2	3.00	0.25			



# 0402DC High Q

Part number	Inductance (nH)	Percent tolerance*	SRF typ (GHz)	DCR max (mOhms)	Irms (mA)	1.7 GHz Q typ
0402DC-N80X_RW	0.8 @ 250 MHz	5	28.8	25	2800	62
0402DC-N90X_RW	0.9 @ 250 MHz	5	27.0	30	2300	65
0402DC-1N0X_RW	1 @ 250 MHz	5	26.2	45	1700	66
0402DC-1N2X_RW	1.2 @ 250 MHz	5	25.2	125	980	66
0402DC-1N7X_RW	1.7 @ 250 MHz	5	18.0	35	2100	82
0402DC-1N8X_RW	1.8 @ 250 MHz	5	17.0	35	2100	81
0402DC-1N9X_RW	1.9 @ 250 MHz	5.3	16.8	35	2000	103
0402DC-2N0X_RW	2 @ 250 MHz	5.3	15.6	35	2000	93
0402DC-2N1X_RW	2.1 @ 250 MHz	5.3	15.8	48	1700	72
0402DC-2N2X_RW	2.2 @ 250 MHz	5.3	16.0	90	1200	65
0402DC-2N3X_RW	2.3 @ 250 MHz	5.3	15.8	110	1000	64
0402DC-2N4X_RW	2.4 @ 250 MHz	5.3	16.1	170	850	60
0402DC-2N5X_RW	2.5 @ 250 MHz	5.3	16.0	210	750	45
0402DC-2N8X_RW	2.8 @ 250 MHz	5.3	16.8	37	2100	86
0402DC-2N9X_RW	2.9 @ 250 MHz	5.3	16.29	37	2100	89
0402DC-3N0X_RW	3.0 @ 250 MHz	5.3, 2	15.78	37	2100	92
0402DC-3N1X_RW	3.1 @ 250 MHz	5.3, 2	15.26	37	2100	100
0402DC-3N2X_RW	3.2 @ 250 MHz	5.3, 2	14.75	37	2100	108
0402DC-3N3X_RW	3.3 @ 250 MHz	5.3, 2	14.24	37	2100	116
0402DC-3N4X_RW	3.4 @ 250 MHz	5.3, 2	13.73	46	2050	108
0402DC-3N5X_RW	3.5 @ 250 MHz	5.3, 2	13.71	46	2050	110
0402DC-3N6X_RW	3.6 @ 250 MHz	5.3, 2	13.45	46	2050	112
0402DC-3N7X_RW	3.7 @ 250 MHz	5.3, 2	13.18	46	2050	112
0402DC-3N8X_RW	3.8 @ 250 MHz	5.3, 2	12.92	46	2050	113
0402DC-3N9X_RW	3.9 @ 250 MHz	5.3, 2	12.65	46	2050	114
0402DC-4N0X_RW	4.0 @ 250 MHz	5.3, 2	12.39	46	2050	114
0402DC-4N1X_RW	4.1 @ 250 MHz	5.3, 2	12.13	46	2050	115
0402DC-4N2X_RW	4.2 @ 250 MHz	5.3, 2	11.87	46	2050	116
0402DC-4N3X_RW	4.3 @ 250 MHz	5.3, 2	13.8	48	1850	100
0402DC-4N4X_RW	4.4 @ 250 MHz	5.3, 2	13.55	48	1850	102
0402DC-4N5X_RW	4.5 @ 250 MHz	5.3, 2	13.28	48	1850	104
0402DC-4N6X_RW	4.6 @ 250 MHz	5.3, 2	13.0	48	1850	106
0402DC-4N7X_RW	4.7 @ 250 MHz	5.3, 2	12.7	48	1850	108
0402DC-4N8X_RW	4.8 @ 250 MHz	5.3, 2	12.45	48	1850	109
0402DC-4N9X_RW	4.9 @ 250 MHz	5.3, 2	12.3	48	1850	110
0402DC-5N0X_RW	5 @ 250 MHz	5.3, 2	12.15	48	1850	111
0402DC-5N1X_RW	5.1 @ 250 MHz	5.3, 2	12.0	48	1850	111
0402DC-5N2X_RW	5.2 @ 250 MHz	5.3, 2	11.9	48	1850	112
0402DC-5N3X_RW	5.3 @ 250 MHz	5.3, 2	11.9	57	1800	110
0402DC-5N4X_RW	5.4 @ 250 MHz	5.3, 2	11.6	57	1800	111
0402DC-5N5X_RW	5.5 @ 250 MHz	5.3, 2	11.3	57	1800	111
0402DC-5N6X_RW	5.6 @ 250 MHz	5.3, 2	11.0	57	1800	112
0402DC-5N7X_RW	5.7 @ 250 MHz	5.3, 2	12.7	57	1800	112
0402DC-5N8X_RW	5.8 @ 250 MHz	5.3, 2	12.4	57	1800	112
0402DC-5N9X_RW	5.9 @ 250 MHz	5.3, 2	12.1	57	1800	112
0402DC-6N0X_RW	6 @ 250 MHz	5.3, 2	9.8	57	1800	112
0402DC-6N1X_RW	6.1 @ 250 MHz	5.3, 2	9.5	57	1800	112
0402DC-6N2X_RW	6.2 @ 250 MHz	5.3, 2	9.2	57	1800	112
0402DC-6N3X_RW	6.3 @ 250 MHz	5.3, 2	8.9	57	1800	113
0402DC-6N4X_RW	6.4 @ 250 MHz	5.3, 2	8.6	57	1800	113
0402DC-6N5X_RW	6.5 @ 250 MHz	5.3, 2	8.3	57	1800	114
0402DC-6N6X_RW	6.6 @ 250 MHz	5.3, 2	10.65	63	1650	109
0402DC-6N7X_RW	6.7 @ 250 MHz	5.3, 2	10.4	63	1650	109
0402DC-6N8X_RW	6.8 @ 250 MHz	5.3, 2	10.15	63	1650	110
0402DC-6N9X_RW	6.9 @ 250 MHz	5.3, 2	9.9	63	1650	110
0402DC-7N0X_RW	7 @ 250 MHz	5.3, 2	9.65	63	1650	110
0402DC-7N1X_RW	7.1 @ 250 MHz	5.3, 2	9.4	63	1650	110
0402DC-7N2X_RW	7.2 @ 250 MHz	5.3, 2	9.15	63	1650	111
0402DC-7N3X_RW	7.3 @ 250 MHz	5.3, 2	8.9	63	1650	111
0402DC-7N4X_RW	7.4 @ 250 MHz	5.3, 2	8.65	63	1650	111
0402DC-7N5X_RW	7.5 @ 250 MHz	5.3, 2	8.4	63	1650	112
0402DC-7N6X_RW	7.6 @ 250 MHz	5.3, 2	8.15	63	1650	113
0402DC-7N7X_RW	7.7 @ 250 MHz	5.3, 2	9.0	70	1600	109
0402DC-7N8X_RW	7.8 @ 250 MHz	5.3, 2	8.87	70	1600	110
0402DC-7N9X_RW	7.9 @ 250 MHz	5.3, 2	8.74	70	1600	110
0402DC-8N0X_RW	8 @ 250 MHz	5.3, 2	8.6	70	1600	111
0402DC-8N1X_RW	8.1 @ 250 MHz	5.3, 2	8.47	70	1600	112
0402DC-8N2X_RW	8.2 @ 250 MHz	5.3, 2	8.33	70	1600	113
0402DC-8N3X_RW	8.3 @ 250 MHz	5.3, 2	8.21	70	1600	113
0402DC-8N4X_RW	8.4 @ 250 MHz	5.3, 2	8.07	70	1600	114
0402DC-8N5X_RW	8.5 @ 250 MHz	5.3, 2	7.94	70	1600	115
0402DC-8N6X_RW	8.6 @ 250 MHz	5.3, 2	7.81	70	1600	115
0402DC-8N7X_RW	8.7 @ 250 MHz	5.3, 2	7.68	70	1600	116
0402DC-8N8X_RW	8.8 @ 250 MHz	5.3, 2	7.54	70	1600	116
0402DC-8N9X_RW	8.9 @ 250 MHz	5.3, 2	7.41	70	1600	117
0402DC-9N0X_RW	9.0 @ 250 MHz	5.3, 2	7.28	70	1600	117
0402DC-9N1X_RW	9.1 @ 250 MHz	5.3, 2	7.15	70	1600	118
0402DC-9N2X_RW	9.2 @ 250 MHz	5.3, 2	7.01	70	1600	118
0402DC-9N3X_RW	9.3 @ 250 MHz	5.3, 2	8.24	73	1500	105
0402DC-9N4X_RW	9.4 @ 250 MHz	5.3, 2	8.12	73	1400	106
0402DC-9N5X_RW	9.5 @ 250 MHz	5.3, 2	8.0	73	1400	108
0402DC-9N6X_RW	9.6 @ 250 MHz	5.3, 2	7.88	73	1400	109
0402DC-9N7X_RW	9.7 @ 250 MHz	5.3, 2	7.75	73	1400	110
0402DC-9N8X_RW	9.8 @ 250 MHz	5.3, 2	7.63	73	1400	112
0402DC-9N9X_RW	9.9 @ 250 MHz	5.3, 2	7.51	73	1400	113
0402DC-10NX_RW	10 @ 250 MHz	5.3, 2	7.39	73	1500	113
0402DC-11NX_RW	11 @ 250 MHz	5.3, 2	5.28	78.2	1450	100
0402DC-12NX_RW	12 @ 250 MHz	5.3, 2	6.59	81.3	1450	98
0402DC-15NX_RW	15 @ 250 MHz	5.3, 2	6.2	115	1200	100
0402DC-16NX_RW	16 @ 250 MHz	5.3, 2	5.95	120	1200	97

additional values in next column

\* Bold numbers indicate tolerances carried in stock. When ordering, please replace underscore in part number with the proper tolerance code: G = 2%, H = 3%, J = 5%. (e.g. 0402CT-56NXGRW for a 2% tolerance part.)



# 0402DC (continued)

Part number	Inductance (nH)	Percent tolerance*	SRF typ (GHz)	DCR max (mOhms)	Irms (mA)	1.7 GHz Q typ
0402DC-18NX_RW	18 @ 250 MHz	5.3, 2	5.59	137.9	1100	95
0402DC-20NX_RW	20 @ 250 MHz	5.3, 2	5.11	162.7	1000	90
0402DC-22NX_RW	22 @ 250 MHz	5.3, 2	4.95	190	970	88
0402DC-23NX_RW	23 @ 250 MHz	5.3, 2	4.98	176.5	970	89
0402DC-24NX_RW	24 @ 250 MHz	5.3, 2	4.82	185	960	85
0402DC-27NX_RW	27 @ 250 MHz	5.3, 2	4.52	192.9	920	83
0402DC-30NX_RW	30 @ 250 MHz	5.3, 2	4.15	245	810	76
0402DC-33NX_RW	33 @ 250 MHz	5.3, 2	4.18	288	780	76
0402DC-36NX_RW	36 @ 250 MHz	5.3, 2	4.02	320	700	72
0402DC-39NX_RW	39 @ 250 MHz	5.3, 2	3.86	375	670	68
0402DC-43NX_RW	43 @ 250 MHz	5.3, 2	3.82	430	640	54
0402DC-47NX_RW	47 @ 250 MHz	5.3, 2	3.36	427	640	54
0402DC-51NX_RW	51 @ 250 MHz	5.3, 2	3.35	432	620	54
0402DC-56NX_RW	56 @ 250 MHz	5.3, 2	3.21	690	460	—
0402DC-62NX_RW	62 @ 250 MHz	5.3, 2	3.0	756	440	—
0402DC-68NX_RW	68 @ 250 MHz	5.3, 2	2.8	943	400	—
0402DC-72NX_RW	72 @ 250 MHz	5.3, 2	2.83	787	430	—
0402DC-75NX_RW	75 @ 250 MHz	5.3, 2	2.75	882	410	—
0402DC-82NX_RW	82 @ 250 MHz	5.3, 2	2.86	1057	370	—
0402DC-91NX_RW	91 @ 250 MHz	5.3, 2	2.82	1119	360	—
0402DC-R10X_RW	100 @ 250 MHz	5.3, 2	2.38	1507	310	—
0402DC-R12X_RW	120 @ 250 MHz	5.3, 2	2.2	1600	300	—

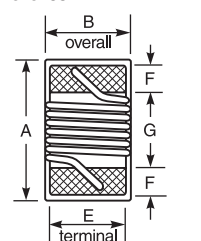
## Which chip inductor family should you use?

	Ceramic (SUFFIX, BODY SIZE)				Ferrite (SUFFIX, BODY SIZE)		
<b>Highest Q</b>	DC 0402-0603	HP 0402-0805	HQ 0403-1008	CS 0402-1812	LS 0603-1812		
<b>Lowest DCR</b>	DC 0402-0603	HP 0402-0805	DS 0201		DF 0402	AF 0201-1008	LS 0603-1812
<b>Highest current</b>	HP 0402-0805	PA 0402	HC 0603		DF 0402	AF 0201-1008	LS 0603-1812
<b>Highest L</b>	HL 0201-0603				DF 0402	LS 0603-1812	
<b>Lowest Profile</b>	CT 1005-2520				FL 1005		

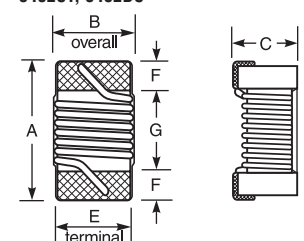
## 0402CT Low Profile

Part number	Inductance (nH)	Percent tolerance*	SRF typ (GHz)	DCR max (mOhms)	Irms (mA)	1.7 GHz Q typ
0402CT-1N2X_RW	1.2 @ 250 MHz	5	27.5	35	2300	47
0402CT-2N0X_RW	2 @ 250 MHz	5.3, 2	21.5	40	2200	56
0402CT-3N0X_RW	3 @ 250 MHz	5.3, 2	17.5	50	1900	60
0402CT-3N9X_RW	3.9 @ 250 MHz	5.3, 2	13.5	70	1600	66
0402CT-4N7X_RW	4.7 @ 250 MHz	5.3, 2	12.5	60	1700	59
0402CT-5N6X_RW	5.6 @ 250 MHz	5.3, 2	11	80	1400	68
0402CT-6N8X_RW	6.8 @ 250 MHz	5.3, 2	9.5	70	1600	68
0402CT-7N5X_RW	7.5 @ 250 MHz	5.3, 2	10.5	80	1500	66
0402CT-8N2X_RW	8.2 @ 250 MHz	5.3, 2	9.5	80	1500	68
0402CT-9N0X_RW	9 @ 250 MHz	5.3, 2	8.35	100	1300	68
0402CT-9N5X_RW	9.5 @ 250 MHz	5.3, 2	7.8	100	1300	64
0402CT-10NX_RW	10 @ 250 MHz	5.3, 2	7.25	110	1200	61
0402CT-12NX_RW	12 @ 250 MHz	5.3, 2	6.75	135	1100	60
0402CT-15NX_RW	15 @ 250 MHz	5.3, 2	6.5	150	1100	63
0402CT-16NX_RW	16 @ 250 MHz	5.3, 2	6.35	165	1000	58
0402CT-18NX_RW	18 @ 250 MHz	5.3, 2	5.9	240	1000	59
0402CT-20NX_RW	20 @ 250 MHz	5.3, 2	5.7	300	900	57
0402CT-22NX_RW	22 @ 250 MHz	5.3, 2	5.25	260	810	56
0402CT-27NX_RW	27 @ 250 MHz	5.3, 2	4.85	360	660	55
0402CT-33NX_RW	33 @ 250 MHz	5.3, 2	4.6	400	610	56
0402CT-39NX_RW	39 @ 250 MHz	5.3, 2	4.25	825	430	58
0402CT-47NX_RW	47 @ 250 MHz	5.3, 2	3.9	900	400	49
0402CT-56NX_RW	56 @ 250 MHz	5.3, 2	3.7	1250	340	53

### 0402CS



### 026011C, 026011F, 0302CS, 0402AF, 0402CT, 0402DC



### Dimensions (inches mm)

Series	A max	B max	C max	D ref	E	F	G
026011C	0.030 0,76	0.013 - 0.015 0.330 - 0.38					



## 0402DF Ferrite



Part number	Inductance ±5% (nH)	Impedance typ (Ohms)		SRF typ (MHz)	DCR max (Ohms)	I <sub>rms</sub> (mA)
		900 MHz	1.7 GHz			
0402DF-200XJRW	20 @ 7.9 MHz	90	150	2950	0.049	1400
0402DF-300XJRW	30 @ 7.9 MHz	120	200	2600	0.055	1300
0402DF-330XJRW	33 @ 7.9 MHz	135	225	2550	0.055	1300
0402DF-360XJRW	36 @ 7.9 MHz	150	250	2400	0.055	1300
0402DF-560XJRW	56 @ 7.9 MHz	250	480	2200	0.061	1200
0402DF-770XJRW	77 @ 7.9 MHz	350	580	2050	0.072	1100
0402DF-101XJRW	105 @ 7.9 MHz	530	1000	1660	0.104	850
0402DF-121XJRW	120 @ 7.9 MHz	515	900	2000	0.090	950
0402DF-141XJRW	140 @ 7.9 MHz	650	1075	1450	0.141	750
0402DF-151XJRW	150 @ 7.9 MHz	700	1170	1800	0.130	830
0402DF-181XJRW	180 @ 7.9 MHz	850	1460	1680	0.172	730
0402DF-221XJRW	220 @ 7.9 MHz	1100	2050	1560	0.240	600
0402DF-271XJRW	270 @ 7.9 MHz	1300	2150	1480	0.265	590
0402DF-301XJRW	300 @ 7.9 MHz	1725	2630	1400	0.340	490
0402DF-331XJRW	330 @ 7.9 MHz	2100	2750	1340	0.435	430
0402DF-361XJRW	360 @ 7.9 MHz	2150	3100	1200	0.475	420
0402DF-421XJRW	420 @ 7.9 MHz	2175	3350	1100	0.510	400
0402DF-471XJRW	470 @ 7.9 MHz	2550	3670	1070	0.670	340
0402DF-531XJRW	530 @ 7.9 MHz	3950	3050	1000	0.715	330
0402DF-591XJRW	590 @ 7.9 MHz	4770	3090	960	0.780	320
0402DF-701XJRW	700 @ 7.9 MHz	5750	1830	600	1.30	230
0402DF-771XJRW	770 @ 7.9 MHz	4900	1800	585	1.35	220
0402DF-901XJRW	900 @ 7.9 MHz	7130	4470	760	1.50	230
0402DF-102XJRW	1000 @ 7.9 MHz	280	180	235	1.05	190
0402DF-222XJRW	2200 @ 7.9 MHz	200	120	125	1.80	170
0402DF-332XJRW	3300 @ 7.9 MHz	160	80	80	2.20	150

## 0402HP



Part number	Inductance (nH)	Percent tolerance*	SRF typ (GHz)	DCR max (Ohms)	I <sub>rms</sub> (mA)	1.7 GHz	
						L typ	Q typ
0402HP-1N0XJRW	1.0 @ 250 MHz	5	16.0	0.030	2300	0.99	72
0402HP-2N0XJRW	2.0 @ 250 MHz	5	15.2	0.038	2100	1.98	85
0402HP-2N2XJRW	2.2 @ 250 MHz	5	15.1	0.038	2100	2.17	86
0402HP-2N4X_RW	2.4 @ 250 MHz	5.3,2	14.0	0.042	2000	2.38	83
0402HP-2N7X_RW	2.7 @ 250 MHz	5.3,2	13.0	0.085	1500	2.68	85
0402HP-3N3X_RW	3.3 @ 250 MHz	5.3,2	12.8	0.045	1700	3.28	95
0402HP-3N6X_RW	3.6 @ 250 MHz	5.3,2	11.7	0.045	1700	3.58	94
0402HP-3N9X_RW	3.9 @ 250 MHz	5.3,2	9.50	0.045	1700	3.91	98
0402HP-4N3X_RW	4.3 @ 250 MHz	5.3,2	7.15	0.050	1600	4.33	90
0402HP-4N7X_RW	4.7 @ 250 MHz	5.3,2	6.85	0.075	1500	4.74	83
0402HP-5N1X_RW	5.1 @ 250 MHz	5.3,2	6.80	0.125	1200	5.16	76
0402HP-5N6X_RW	5.6 @ 250 MHz	5.3,2	6.50	0.055	1600	5.66	105
0402HP-6N2X_RW	6.2 @ 250 MHz	5.3,2	5.80	0.055	1600	6.25	100
0402HP-6N8X_RW	6.8 @ 250 MHz	5.3,2	5.80	0.070	1500	6.97	94
0402HP-7N5X_RW	7.5 @ 250 MHz	5.3,2	5.40	0.100	1400	7.77	82
0402HP-8N2X_RW	8.2 @ 250 MHz	5.3,2	5.40	0.065	1500	8.40	95
0402HP-8N7X_RW	8.7 @ 250 MHz	5.3,2	5.00	0.070	1500	9.04	95
0402HP-9N0X_RW	9.0 @ 250 MHz	5.3,2	5.00	0.080	1400	9.21	92
0402HP-9N5X_RW	9.5 @ 250 MHz	5.3,2	4.70	0.090	1400	9.97	90
0402HP-10N1X_RW	10 @ 250 MHz	5.3,2	4.70	0.110	1300	10.4	90
0402HP-11N1X_RW	11 @ 250 MHz	5.3,2	4.70	0.065	1400	11.6	98
0402HP-12N1X_RW	12 @ 250 MHz	5.3,2	4.40	0.100	1200	12.6	100
0402HP-13N1X_RW	13 @ 250 MHz	5.3,2	4.20	0.155	870	13.9	82
0402HP-15N1X_RW	15 @ 250 MHz	5.3,2	3.90	0.115	1100	16.0	85
0402HP-16N1X_RW	16 @ 250 MHz	5.3,2	3.70	0.150	850	17.3	77
0402HP-17N1X_RW	17 @ 250 MHz	5.3,2	3.70	0.230	650	18.7	64
0402HP-18N1X_RW	18 @ 250 MHz	5.3,2	3.55	0.120	900	19.5	74
0402HP-19N1X_RW	19 @ 250 MHz	5.3,2	3.50	0.145	850	20.7	88
0402HP-20N1X_RW	20 @ 250 MHz	5.3,2	3.50	0.185	780	22.0	76
0402HP-21N1X_RW	21 @ 250 MHz	5.3,2	1.70	0.460	450	23.2	62
0402HP-22N1X_RW	22 @ 250 MHz	5.3,2	3.30	0.160	800	24.4	74
0402HP-23N1X_RW	23 @ 250 MHz	5.3,2	3.30	0.160	800	25.5	77
0402HP-24N1X_RW	24 @ 250 MHz	5.3,2	3.15	0.210	700	27.1	71
0402HP-25N1X_RW	25 @ 250 MHz	5.3,2	3.15	0.260	700	28.3	73
0402HP-26N1X_RW	26 @ 250 MHz	5.3,2	3.15	0.290	700	29.3	74
0402HP-27N1X_RW	27 @ 250 MHz	5.3,2	3.20	0.350	450	29.5	86
0402HP-30N1X_RW	30 @ 250 MHz	5.3,2	2.90	0.350	450	35.0	87
0402HP-33N1X_RW	33 @ 250 MHz	5.3,2	2.80	0.330	490	38.3	80
0402HP-36N1X_RW	36 @ 250 MHz	5.3,2	2.80	0.390	480	42.2	76
0402HP-37N1X_RW	37 @ 250 MHz	5.3,2	2.70	0.480	470	44.0	72
0402HP-39N1X_RW	39 @ 250 MHz	5.3,2	2.60	0.430	450	47.0	84
0402HP-40N1X_RW	40 @ 250 MHz	5.3,2	2.60	0.430	450	47.4	75
0402HP-43N1X_RW	43 @ 250 MHz	5.3,2	2.50	0.520	450	54.1	68
0402HP-47N1X_RW	47 @ 250 MHz	5.3,2	2.40	0.580	420	58.9	62
0402HP-51N1X_RW	51 @ 250 MHz	5.3,2	2.30	0.700	360	58.8	59
0402HPH-56N1X_RW	56 @ 250 MHz	5.3,2	2.07	0.900	330	72.2	64
0402HPH-68N1X_RW	68 @ 250 MHz	5.3,2	1.84	1.00	320	91.4	64
0402HPH-82N1X_RW	82 @ 250 MHz	5.3,2	1.75	1.10	315	—	—
0402HPH-R10X_RW	100 @ 250 MHz	5.3,2	1.58	1.20	310	—	—
0402HPH-R12X_RW	120 @ 250 MHz	5.3,2	1.25	1.20	310	—	—
0402HPH-R15X_RW	150 @ 250 MHz	5.3,2	1.14	2.0	240	—	—
0402HPH-R16X_RW	160 @ 250 MHz	5.3,2	1.65	2.0	240	—	—
0402HPH-R18X_RW	180 @ 250 MHz	5.3,2	1.08	2.1	240	—	—
0402HPH-R22X_RW	220 @ 250 MHz	5.3,2	0.96	3.1	160	—	—

## 0402FL Low Profile



Part number	Inductance ±5% (nH)	Impedance typ (Ohms)		SRF typ (MHz)	DCR max (Ohms)	I <sub>rms</sub> (mA)
		900 MHz	1.7 GHz			
0402FL-200XJR_	20	95	170	2950	0.065	1300
0402FL-360XJR_	36	185	365	2250	0.085	1050
0402FL-560XJR_	56	285	610	1900	0.11	900
0402FL-770XJR_	77	380	825	1800	0.125	850
0402FL-101XJR_	100	525	1240	1575	0.145	820
0402FL-121XJR_	120	650	1450	1950	0.165	810
0402FL-151XJR_	150	770	1600	1300	0.18	730
0402FL-161XJR_	160	900	2000	1850	0.235	630
0402FL-181XJR_	180	990	2050	1800	0.2	690
0402FL-221XJR_	220	1280	3300	1120	0.29	580
0402FL-271XJR_	270	1825	3625	975	0.3	560
0402FL-331XJR_	330	2330	3100	875	0.475	400
0402FL-391XJR_	390	3150	3115	820	0.56	360
0402FL-421XJR_	420	3325	3540	800	0.57	360
0402FL-471XJR_	470	4460	3160	750	0.8	330
0402FL-561XJR_	560	5025	3150	700	0.97	290

## 0402HL



Part number	Inductance ±5% (nH)	Q typ	SRF typ (MHz)	DCR max (Ohms)	I <sub>rms</sub> (mA)
0402HL-301XJRW	300 @ 25 MHz	11 @ 25 MHz	600	2.15	190
0402HL-331XJRW	330 @ 25 MHz	11 @ 25 MHz	513	2.23	170
0402HL-361XJRW	360 @ 25 MHz	11 @ 25 MHz	485	2.36	170
0402HL-391XJRW	390 @ 25 MHz	11 @ 25 MHz	260	2.35	170
0402HL-471XJRW	470 @ 25 MHz	11 @ 25 MHz	220	2.67	160
0402HL-511XJRW	510 @ 25 MHz	12 @ 25 MHz	450	3.50	150
0402HL-561XJRW	560 @ 25 MHz	12 @ 25 MHz	420	3.70	140
0402HL-601XJRW	600 @ 25 MHz	12 @ 25 MHz	440	3.78	130
0402HL-681XJRW	680 @ 25 MHz	13 @ 25 MHz	380	5.15	120
0402HL-741XJRW	740 @ 25 MHz	12 @ 25 MHz	165	5.45	110
0402HL-821XJRW	820 @ 25 MHz	13 @ 25 MHz	385	5.85	90



## 0403HQ High Q



Part number	Inductance ±5% (nH)	Q min	SRF typ (GHz)	DCR max (Ohms)	I <sub>rms</sub> (A)	1.7 GHz	
						L typ	Q typ
0403HQ-1N9XJEW	1.9 @ 500 MHz	40	11.84	0.012	2.2	1.9	94
0403HQ-2N1XJEW	2.1 @ 500 MHz	35	12.40	0.019	1.8	2.1	88
0403HQ-3N4XJEW	3.4 @ 500 MHz	40	8.97	0.016	1.9	3.5	96
0403HQ-3N7XJEW	3.7 @ 500 MHz	40	8.65	0.018	1.8	3.8	95
0403HQ-5N5XJEW	5.5 @ 500 MHz	40	8.60	0.022	1.5	5.7	93
0403HQ-6N6XJEW	6.6 @ 500 MHz	40	7.30	0.046	1.1	6.9	92
0403HQ-8N2XJEW	8.2 @ 500 MHz	40	6.73	0.040	1.2	8.5	92
0403HQ-9N0XJEW	9.0 @ 500 MHz	40	6.85	0.055	1.0	9.5	90
0403HQ-12N1XJEW	12 @ 500 MHz	40	5.82	0.065	0.80	12.7	90
0403HQ-15N1XJEW	15 @ 500 MHz	35	5.82	0.188	0.50	16.0	90
0403HQ-18N1XJEW	18 @ 500 MHz	35	5.15	0.185	0.50	19.6	93

## 0402PA High Current



Part number	Inductance (nH)	Percent tolerance*	SRF typ (GHz)	DCR typ (Ohms)	I <sub>rms</sub> (mA)	1.7 GHz	
						L typ	Q typ
0402PA-0N8XJRW	0.78 @ 250 MHz	5	15.2	0.018	1860	0.76	55
0402PA-1N9X_RW	1.9 @ 250 MHz	5,2	12.5	0.022	1700	1.81	73
0402PA-3N4X_RW	3.4 @ 250 MHz	5,2	7.20	0.030	1500	3.33	93
0402PA-3N5X_RW	3.5 @ 250 MHz	5,2	8.75	0.040	1400	3.55	82
0402PA-5N8X_RW	5.8 @ 250 MHz	5,2	5.45	0.045	1300	5.70	83
0402PA-6N2X_RW	6.2 @ 250 MHz	5,2	4.95	0.055	1150	6.28	81
0402PA-8N2X_RW	8.2 @ 250 MHz	5,2	4.65	0.060	1100	8.19	82

\* Bold numbers indicate tolerances carried in stock. When ordering, please replace underscore in part number with the proper tolerance code: G = 2%, J = 5%. (e.g. 0402PA-8N2XGRW for a 2% tolerance part.)





# 0603CS

Part number	Inductance (nH)	Percent tolerance*	Q min	SRF min (GHz)	DCR max (Ohms)	Irms (mA)	1.7 GHz	
							L typ	Q typ
0603CS-1N6XJEW	1.6 @ 250 MHz	5	24	12.5	0.030	700	1.65	63
0603CS-1N8XJEW	1.8 @ 250 MHz	5	16	12.5	0.045	700	1.66	50
0603CS-2N2XJEW	2.2 @ 250 MHz	5	13	12.5	0.250	100	2.24	44
0603CS-3N3X_EW	3.3 @ 250 MHz	5.3,2	35	5.90	0.045	700	3.38	88
0603CS-3N6X_EW	3.6 @ 250 MHz	5.3,2	22	5.90	0.063	700	3.71	65
0603CS-3N9X_EW	3.9 @ 250 MHz	5.3,2	22	6.90	0.080	700	3.96	67
0603CS-4N3X_EW	4.3 @ 250 MHz	5.3,2	22	5.90	0.063	700	4.33	70
0603CS-4N7X_EW	4.7 @ 250 MHz	5.3,2	20	5.80	0.116	700	4.75	57
0603CS-5N1X_EW	5.1 @ 250 MHz	5.3,2	20	5.70	0.140	700	4.95	56
0603CS-5N6X_EW	5.6 @ 250 MHz	5.3,2	26	4.76	0.075	700	6.05	80
0603CS-6N8X_EW	6.8 @ 250 MHz	5.3,2	27	5.80	0.110	700	7.10	81
0603CS-7N5X_EW	7.5 @ 250 MHz	5.3,2	28	4.80	0.106	700	7.82	65
0603CS-8N2X_EW	8.2 @ 250 MHz	5.3,2	30	4.20	0.115	700	8.37	87
0603CS-8N7X_EW	8.7 @ 250 MHz	5.3,2	28	4.60	0.109	700	9.32	58
0603CS-9N5X_EW	9.5 @ 250 MHz	5.3,2	28	5.40	0.135	700	9.92	61
0603CS-10NX_EW	10 @ 250 MHz	5.3,2	31	4.80	0.130	700	10.6	83
0603CS-11NX_EW	11 @ 250 MHz	5.3,2	30	4.00	0.086	700	11.5	56
0603CS-12NX_EW	12 @ 250 MHz	5.3,2	35	4.00	0.130	700	13.5	83
0603CS-15NX_EW	15 @ 250 MHz	5.3,2	35	4.00	0.170	700	16.8	89
0603CS-16NX_EW	16 @ 250 MHz	5.3,2	34	3.30	0.170	700	17.3	52
0603CS-18NX_EW	18 @ 250 MHz	5.3,2	35	3.10	0.170	700	21.4	69
0603CS-22NX_EW	22 @ 250 MHz	5.3,2	38	3.00	0.190	700	26.1	71
0603CS-23NX_EW	23 @ 250 MHz	5.3,2	38	2.85	0.190	700	28.0	67
0603CS-24NX_EW	24 @ 250 MHz	5.3,2	36	2.65	0.135	700	28.7	39
0603CS-27NX_EW	27 @ 250 MHz	5.3,2	40	2.80	0.220	600	34.6	65
0603CS-30NX_EW	30 @ 250 MHz	5.3,2	37	2.25	0.144	600	39.9	28
0603CS-33NX_EW	33 @ 250 MHz	5.3,2	40	2.30	0.220	600	49.5	42
0603CS-36NX_EW	36 @ 250 MHz	5.3,2	37	2.08	0.250	600	52.7	24
0603CS-39NX_EW	39 @ 250 MHz	5.3,2	40	2.20	0.250	600	60.2	40
0603CS-43NX_EW	43 @ 250 MHz	5.3,2	38	2.00	0.280	600	64.9	21
0603CS-47NX_EW	47 @ 200 MHz	5.3,2	38	2.00	0.280	600	77.2	35
0603CS-51NX_EW	51 @ 200 MHz	5.3,2	35	1.90	0.270	600	82.2	34
0603CS-56NX_EW	56 @ 200 MHz	5.3,2	38	1.90	0.310	600	97.0	26
0603CS-68NX_EW	68 @ 200 MHz	5.3,2	37	1.70	0.340	600	168	21
0603CS-72NX_EW	72 @ 150 MHz	5.3,2	34	1.70	0.490	400	135	20
0603CS-82NX_EW	82 @ 150 MHz	5.3,2	34	1.70	0.540	400	177	21
0603CS-R10X_EW	100 @ 150 MHz	5.3,2	34	1.40	0.580	400	—	—
0603CS-R11X_EW	110 @ 150 MHz	5.3,2	32	1.35	0.610	300	—	—
0603CS-R12X_EW	120 @ 150 MHz	5.3,2	32	1.30	0.650	300	—	—
0603CS-R15X_EW	150 @ 150 MHz	5.3,2	28	0.990	0.920	280	—	—
0603CS-R18X_EW	180 @ 100 MHz	5.3,2	25	0.990	1.25	240	—	—
0603CS-R20X_EW	200 @ 100 MHz	5.3,2	25	0.900	1.98	200	—	—
0603CS-R21X_EW	210 @ 100 MHz	5.3,2	27	0.895	2.06	200	—	—
0603CS-R22X_EW	220 @ 100 MHz	5.3,2	25	0.900	2.10	200	—	—
0603CS-R25X_EW	250 @ 100 MHz	5.3,2	25	0.822	3.55	120	—	—
0603CS-R27X_EW	270 @ 100 MHz	5.3,2	26	0.830	2.16	170	—	—
0603CS-R33X_EW	330 @ 100 MHz	5.3,2	25	0.900	3.89	100	—	—
0603CS-R39X_EW	390 @ 100 MHz	5.3,2	25	0.780	4.35	100	—	—

# 0603AF Ferrite

Part number	Inductance ±5% (nH)	Q typ	Impedance typ (Ohms)		SRF typ (GHz)	DCR max (Ohms)	Irms (A)
			100 MHz	500 MHz			
0603AF-15NXJRW	15 @ 7.9 MHz	13 @ 7.9 MHz	10	42	3.50	0.023	2.1
0603AF-33NXJRW	33 @ 7.9 MHz	13 @ 7.9 MHz	19	90	2.300	0.028	1.9
0603AF-39NXJRW	39 @ 7.9 MHz	13 @ 7.9 MHz	23	113	2.200	0.115	1.0
0603AF-47NXJRW	47 @ 7.9 MHz	13 @ 7.9 MHz	42	210	2.250	0.052	1.7
0603AF-50NXJRW	50 @ 7.9 MHz	15 @ 7.9 MHz	31	149	1.830	0.052	1.7
0603AF-68NXJRW	68 @ 7.9 MHz	15 @ 7.9 MHz	39	193	1.500	0.150	0.88
0603AF-72NXJRW	72 @ 7.9 MHz	15 @ 7.9 MHz	60	385	1.800	0.065	1.5
0603AF-85NXJRW	85 @ 7.9 MHz	15 @ 7.9 MHz	51	256	1.600	0.065	1.5
0603AF-111XJRW	110 @ 7.9 MHz	15 @ 7.9 MHz	70	350	1.230	0.060	1.6
0603AF-121XJRW	120 @ 7.9 MHz	15 @ 7.9 MHz	76	410	1.150	0.089	1.4
0603AF-151XJRW	150 @ 7.9 MHz	15 @ 7.9 MHz	89	468	1.050	0.09	1.5
0603AF-201XJRW	200 @ 7.9 MHz	15 @ 7.9 MHz	120	685	0.880	0.12	1.4
0603AF-241XJRW	240 @ 7.9 MHz	15 @ 7.9 MHz	140	810	0.900	0.12	0.85
0603AF-271XJRW	270 @ 7.9 MHz	15 @ 7.9 MHz	173	1023	0.750	0.22	0.68
0603AF-361XJRW	360 @ 7.9 MHz	15 @ 7.9 MHz	210	1310	0.700	0.21	0.65
0603AF-391XJRW	390 @ 7.9 MHz	15 @ 7.9 MHz	240	1565	0.700	0.30	0.64
0603AF-421XJRW	420 @ 7.9 MHz	11 @ 7.9 MHz	250	1925	0.685	0.33	0.61
0603AF-471XJRW	470 @ 7.9 MHz	15 @ 7.9 MHz	306	2253	0.575	0.37	0.61
0603AF-561XJRW	560 @ 7.9 MHz	16 @ 7.9 MHz	371	3180	0.515	0.49	0.53
0603AF-601XJRW	600 @ 7.9 MHz	16 @ 7.9 MHz	372	2778	0.540	0.55	0.51
0603AF-681XJRW	680 @ 7.9 MHz	16 @ 7.9 MHz	420	3620	0.530	0.46	0.49
0603AF-821XJRW	820 @ 7.9 MHz	16 @ 7.9 MHz	507	3300	0.325	0.58	0.42
0603AF-102XJRW	1000 @ 7.9 MHz	17 @ 7.9 MHz	663	9823	0.400	0.84	0.40
0603AF-152XJRW	1500 @ 7.9 MHz	17 @ 7.9 MHz	944	17,830	0.330	1.3	0.28
0603AF-222XJRW	2200 @ 7.9 MHz	16 @ 7.9 MHz	5220	129	0.085	1.1	0.32
0603AF-472XJRW	4700 @ 7.9 MHz	16 @ 7.9 MHz	2100	220	60	1.5	0.26
0603AF-103XJRW	10,000 @ 2.5 MHz	12 @ 2.5 MHz	1400	150	40	4.5	0.18

# Which chip inductor family should you use?

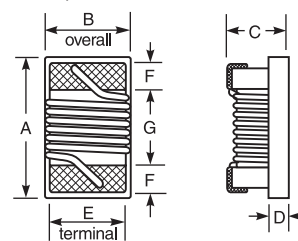
	Ceramic (SUFFIX, BODY SIZE)				Ferrite (SUFFIX, BODY SIZE)		
<b>Highest Q</b>	DC 0402-0603	HP 0402-0805	HQ 0403-1008	CS 0402-1812	LS 0603-1812		
<b>Lowest DCR</b>	DC 0402-0603	HP 0402-0805	DS 0201		DF 0402	AF 0201-1008	LS 0603-1812
<b>Highest current</b>	HP 0402-0805	PA 0402	HC 0603		DF 0402	AF 0201-1008	LS 0603-1812
<b>Highest L</b>	HL 0201-0603				DF 0402	LS 0603-1812	
<b>Lowest Profile</b>	CT 1005-2520				FL 1005		

# 0603CT Low Profile

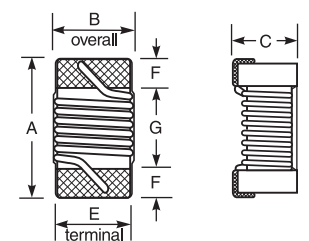
Part number	Inductance (nH)	Percent tolerance*	SRF typ (GHz)	DCR max (Ohms)	Irms (mA)	1.7 GHz	
						L typ	Q typ
0603CT-1N0XJRW	1.0 @ 250 MHz	5	16.0	0.045	1600	0.99	58
0603CT-1N2XJRW	1.2 @ 250 MHz	5	16.0	0.105	1100	1.19	50
0603CT-2N0XJRW	2.0 @ 250 MHz	5	12.0	0.034	1900	1.98	70
0603CT-2N2XJRW	2.2 @ 250 MHz	5	10.7	0.046	1600	2.13	74
0603CT-2N3XJRW	2.3 @ 250 MHz	5	11.0	0.046	1600	2.28	81
0603CT-2N5XJRW	2.5 @ 250 MHz	5	11.0	0.060	1300	2.50	77
0603CT-3N0X_RW	3.0 @ 250 MHz	5.2	10.7	0.039	1600	2.97	82
0603CT-3N3X_RW	3.3 @ 250 MHz	5.2	7.00	0.039	1600	3.33	83
0603CT-3N6X_RW	3.6 @ 250 MHz	5.2	7.00	0.044	1600	3.63	95
0603CT-3N9X_RW	3.9 @ 250 MHz	5.2	6.30	0.050	1400	3.95	90
0603CT-4N3X_RW	4.3 @ 250 MHz	5.2	6.30	0.076	1300	4.34	84
0603CT-4N7X_RW	4.7 @ 250 MHz	5.2	5.60	0.120	960	4.75	70
0603CT-5N1X_RW	5.1 @ 250 MHz	5.2	5.50	0.050	1400	5.18	93
0603CT-5N6X_RW	5.6 @ 250 MHz	5.2	5.05	0.058	1300	5.73	90
0603CT-6N8X_RW	6.8 @ 250 MHz	5.2	4.50	0.080	1200	7.00	81
0603CT-7N2X_RW	7.2 @ 250 MHz	5.2	4.50	0.047	1500	7.44	88
0603CT-8N2X_RW	8.2 @ 250 MHz	5.2	4.25	0.075	1300	8.46	78
0603CT-9N5X_RW	9.5 @ 250 MHz	5.2	3.95	0.092	1100	9.92	80
0603CT-10NX_RW	10 @ 250 MHz	5.2	3.95	0.075	1300	10.4	85
0603CT-11NX_RW	11 @ 250 MHz	5.2	4.00	0.110	1000	11.5	86
0603CT-12NX_RW	12 @ 250 MHz	5.2	3.50	0.130	920	12.7	85
0603CT-15NX_RW	15 @ 250 MHz	5.2	3.30	0.145	800	16.1	80
0603CT-16NX_RW	16 @ 250 MHz	5.2	3.10	0.175	760	17.5	76
0603CT-18NX_RW	18 @ 250 MHz	5.2	2.95	0.200	720	19.2	80
0603CT-20NX_RW	20 @ 250 MHz	5.2	2.90	0.175	760	21.6	80
0603CT-22NX_RW	22 @ 250 MHz	5.2	2.75	0.220	700	24.3	70
0603CT-24NX_RW	24 @ 250 MHz	5.2	2.70	0.240	680	26.5	72
0603CT-27NX_RW	27 @ 250 MHz	5.2	2.55	0.270	670	29.8	75
0603CT-30NX_RW	30 @ 250 MHz	5.2	2.45	0.330	600	33.9	73
0603CT-33NX_RW	33 @ 250 MHz	5.2	2.20	0.330	600	39.1	61
0603CT-36NX_RW	36 @ 250 MHz	5.2	2.30	0.335	600	42.3	63
0603CT-39NX_RW	39 @ 250 MHz	5.2	2.25	0.400	570	45.3	65
0603CT-43NX_RW	43 @ 250 MHz	5.2	2.10	0.440	530	51.3	60
0603CT-47NX_RW	47 @ 250 MHz	5.2	1.90	0.540	470	57.8	57
0603CT-51NX_RW	51 @ 250 MHz	5.2	1.85	0.570	440	63.2	55
0603CT-56NX_RW	56 @ 250 MHz	5.2	1.75	0.700	420	75.4	48

\* Bold numbers indicate tolerances carried in stock. When ordering, please replace underscore in part number with the proper tolerance code: G = 2%, H = 3%, J = 5%. (e.g. 0603CT-56NXGRW for a 2% tolerance part.)

## 0402HL, 0402HP, 0402PA, 0603AF, 0603CS



## 0402DF, 0402FL, 0403HQ, 0603CT



## Dimensions (inches mm)

Series	A max	B max	C max	D ref	E	F	G
0402DF	0.044 1.12	0.026 0.66	0.026 0.66		0.018 0.46	0.008 0.20	
0402FL	0.044 1.11	0.028 0.72	0.022 0.55		0.022 0.55	0.007 0.18	0.026 0.66
0402HL	0.048 1.22	0.031 0.79	0.022 0.56		0.018 0.46	0.008 0.20	0.026 0.66
0402HP	0.043 1.09	0.028 0.71	0.024 0.61	0			

Q200  
12S\***0603DC High Q****NEW!**

Part number	Inductance (nH)	Percent tolerance*	SRF typ (GHz)	DCR max (Ohms)	Irms (mA)	1.7 GHz Q typ
0603DC-2N7XJRW	2.7 @ 250 MHz	5.3	11.40	0.029	3340	117
0603DC-3N3XJRW	3.3 @ 250 MHz	5.3.2	9.3	0.042	2770	125
0603DC-3N9XJRW	3.9 @ 250 MHz	5.3.2	11.25	0.04	2800	144
0603DC-4N3XJRW	4.3 @ 250 MHz	5.3.2	10.6	0.04	2800	138
0603DC-5N1XJRW	5.1 @ 250 MHz	5.3.2	7.5	0.046	2650	126
0603DC-5N6XJRW	5.6 @ 250 MHz	5.3.2	6.3	0.046	2650	129
0603DC-6N2XJRW	6.2 @ 250 MHz	5.3.2	6.6	0.048	2580	110
0603DC-6N8XJRW	6.8 @ 250 MHz	5.3.2	5.1	0.048	2580	131
0603DC-7N5XJRW	7.5 @ 250 MHz	5.3.2	5.2	0.053	2450	126
0603DC-8N2XJRW	8.2 @ 250 MHz	5.3.2	6.25	0.053	2450	130
0603DC-9N1XJRW	9.1 @ 250 MHz	5.3.2	4.5	0.06	2260	117
0603DC-10NXJRW	10 @ 250 MHz	5.3.2	4.1	0.06	2260	107
0603DC-11NXJRW	11 @ 250 MHz	5.3.2	4.25	0.065	2170	132
0603DC-12NXJRW	12 @ 250 MHz	5.3.2	3.9	0.065	2170	122
0603DC-15NXJRW	15 @ 250 MHz	5.3.2	3.5	0.074	2040	92
0603DC-16NXJRW	16 @ 250 MHz	5.3.2	3.4	0.074	2040	77
0603DC-18NXJRW	18 @ 250 MHz	5.3.2	2.95	0.078	2000	72
0603DC-20NXJRW	20 @ 250 MHz	5.3.2	3.7	0.084	1920	70
0603DC-22NXJRW	22 @ 250 MHz	5.3.2	2.7	0.095	1750	84
0603DC-27NXJRW	27 @ 250 MHz	5.3.2	2.5	0.116	1630	67
0603DC-30NXJRW	30 @ 250 MHz	5.3.2	3	0.103	1730	69
0603DC-33NXJRW	33 @ 250 MHz	5.3.2	2.25	0.124	1550	53
0603DC-36NXJRW	36 @ 250 MHz	5.3.2	2.35	0.134	1490	67
0603DC-39NXJRW	39 @ 250 MHz	5.3.2	2.15	0.163	1350	56
0603DC-43NXJRW	43 @ 250 MHz	5.3.2	2.1	0.176	1300	74
0603DC-47NXJRW	47 @ 200 MHz	5.3.2	2	0.2	1200	50
0603DC-51NXJRW	51 @ 200 MHz	5.3.2	1.95	0.216	1170	57
0603DC-56NXJRW	56 @ 200 MHz	5.3.2	1.85	0.26	1030	48
0603DC-62NXJRW	62 @ 200 MHz	5.3.2	2	0.312	970	50
0603DC-68NXJRW	68 @ 200 MHz	5.3.2	1.65	0.372	890	—
0603DC-75NXJRW	75 @ 150 MHz	5.3.2	1.6	0.396	860	—
0603DC-82NXJRW	82 @ 150 MHz	5.3.2	1.55	0.424	830	—
0603DC-91NXJRW	91 @ 150 MHz	5.3.2	1.45	0.576	710	—
0603DC-R10XJRW	100 @ 150 MHz	5.3.2	1.35	0.707	625	—
0603DC-R11XJRW	110 @ 150 MHz	5.3.2	1.25	0.725	620	—
0603DC-R12XJRW	120 @ 150 MHz	5.3.2	1.2	0.765	600	—
0603DC-R13XJRW	130 @ 150 MHz	5.3.2	1.15	0.804	590	—
0603DC-R15XJRW	150 @ 150 MHz	5.3.2	1.1	1.05	520	—
0603DC-R18XJRW	180 @ 100 MHz	5.3.2	1	1.39	440	—
0603DC-R22XJRW	220 @ 100 MHz	5.3.2	0.9	1.69	390	—
0603DC-R27XJRW	270 @ 100 MHz	5.3.2	0.85	2.06	360	—
0603DC-R30XJRW	300 @ 100 MHz	5.3.2	0.75	2.66	320	—
0603DC-R33XJRW	330 @ 100 MHz	5.3.2	0.7	2.93	300	—
0603DC-R39XJRW	390 @ 100 MHz	5.3.2	0.65	3.92	260	—
0603DC-R47XJRW	470 @ 100 MHz	5.3.2	0.6	5.4	220	—

Q200  
8S\***0603LS Ferrite**

Part number	Inductance (nH)	Percent tolerance*	Q min	SRF min (GHz)	DCR max (Ohms)	Irms (A)
0603LS-47NX_RC	47 @ 7.9 MHz	5.2	12	1.50	0.075	1.40
0603LS-51NX_RC	51 @ 7.9 MHz	5.2	12	1.40	0.075	1.00
0603LS-72NX_RC	72 @ 7.9 MHz	5.2	12	1.40	0.12	1.40
0603LS-101X_RC	100 @ 7.9 MHz	5.2	12	1.15	0.13	1.40
0603LS-121X_RC	120 @ 7.9 MHz	5.2	12	1.10	0.15	1.40
0603LS-151X_RC	150 @ 7.9 MHz	5.2	15	1.05	0.15	1.30
0603LS-181X_RC	180 @ 7.9 MHz	5.2	15	0.950	0.15	1.30
0603LS-241X_RC	240 @ 7.9 MHz	5.2	15	0.800	0.16	0.95
0603LS-271X_RC	270 @ 7.9 MHz	5.2	15	0.775	0.30	0.71
0603LS-331X_RC	330 @ 7.9 MHz	5.2	15	0.725	0.46	0.56
0603LS-391X_RC	390 @ 7.9 MHz	5.2	15	0.620	0.51	0.50
0603LS-471X_RC	470 @ 7.9 MHz	5.2	15	0.540	0.62	0.42
0603LS-561X_RC	560 @ 7.9 MHz	5.2	15	0.525	0.44	0.55
0603LS-681X_RC	680 @ 7.9 MHz	5.2	15	0.260	0.52	0.47
0603LS-781X_RC	780 @ 7.9 MHz	5.2	15	0.460	0.83	0.39
0603LS-821X_RC	820 @ 7.9 MHz	5.2	15	0.410	0.69	0.40
0603LS-102X_RC	1000 @ 7.9 MHz	5.2	15	0.190	0.81	0.40
0603LS-122X_RC	1200 @ 7.9 MHz	5.2	15	0.160	0.87	0.37
0603LS-152X_RC	1500 @ 7.9 MHz	5.2	15	0.100	0.96	0.35
0603LS-182X_RC	1800 @ 7.9 MHz	5.2	15	0.080	1.1	0.35
0603LS-222X_RC	2200 @ 7.9 MHz	5.2	15	0.068	1.2	0.32
0603LS-272X_RC	2700 @ 7.9 MHz	5.2	15	0.060	1.5	0.28
0603LS-332X_RC	3300 @ 7.9 MHz	5.2	15	0.042	1.5	0.28
0603LS-392X_RC	3900 @ 7.9 MHz	5.2	15	0.040	1.6	0.28
0603LS-472X_RC	4700 @ 7.9 MHz	5.2	15	0.034	2.1	0.26
0603LS-562X_RC	5600 @ 7.9 MHz	5.2	15	0.032	2.6	0.24
0603LS-682X_RC	6800 @ 7.9 MHz	5.2	15	0.031	3.1	0.20
0603LS-782X_RC	7800 @ 7.9 MHz	5.2	15	0.028	3.5	0.20
0603LS-822X_RC	8200 @ 7.9 MHz	5.2	15	0.026	3.6	0.19
0603LS-103X_RC	10000 @ 2.5 MHz	5.2	12	0.025	4.8	0.18
0603LS-153X_RC	15000 @ 2.5 MHz	5.2	20	0.023	7.1	0.17
0603LS-183X_RC	18000 @ 2.5 MHz	5.2	20	0.022	7.6	0.16
0603LS-223X_RC	22000 @ 2.5 MHz	5.2	22	0.019	8.81	0.13

**0603HC High Current**

Part number	Inductance (nH)	Percent tolerance*	Q min	SRF min (GHz)	DCR max (Ohms)	Irms (A)	1.7 GHz L typ	1.7 GHz Q typ
0603HC-1N6XJLW	1.6 @ 250 MHz	5	24	12.5	0.030	2.4	1.65	63
0603HC-3N6XJLW	3.6 @ 250 MHz	5	24	5.90	0.048	2.3	3.75	90
0603HC-3N9XJLW	3.9 @ 250 MHz	5	25	5.90	0.054	2.2	3.90	90
0603HC-4N3XJLW	4.3 @ 250 MHz	5	35	5.80	0.054	2.1	7.10	75
0603HC-7N5XJLW	7.5 @ 250 MHz	5	38	3.70	0.059	2.1	7.90	68
0603HC-10NX_LW	10 @ 250 MHz	5.2	38	3.70	0.071	2.0	10.5	57
0603HC-12NX_LW	12 @ 250 MHz	5.2	38	3.00	0.075	2.0	14.5	41
0603HC-15NX_LW	15 @ 250 MHz	5.2	38	2.80	0.080	1.9	17.6	40
0603HC-18NX_LW	18 @ 250 MHz	5.2	40	2.80	0.099	1.9	25.0	40
0603HC-22NX_LW	22 @ 250 MHz	5.2	42	2.40	0.099	1.8	31.5	26
0603HC-24NX_LW	24 @ 250 MHz	5.2	42	2.40	0.105	1.8	35.0	21
0603HC-33NXJLW	33 @ 250 MHz	5	47	1.90	0.175	0.95	—	—
0603HC-47NXJLW	47 @ 250 MHz	5	40	1.53	0.195	0.85	—	—

**0603HP**

Part number	Inductance (nH)	Percent tolerance*	Q typ	SRF typ (GHz)	DCR max (Ohms)	Irms (mA)	1.7 GHz L typ	1.7 GHz Q typ
0603HP-1N8XJEW	1.8 @ 250 MHz	5	23	16.0	0.033	2100	1.77	65
0603HP-2N2XJEW	2.2 @ 250 MHz	5	13	15.0	0.180	900	2.12	35
0603HP-3N3X_EW	3.3 @ 250 MHz	5.3.2	32	9.60	0.024	1900	3.32	104
0603HP-3N6X_EW	3.6 @ 250 MHz	5.3.2	40	9.70	0.031	1900	3.62	116
0603HP-3N9X_EW	3.9 @ 250 MHz	5.3.2	35	7.50	0.039	1600	3.95	108
0603HP-4N3X_EW	4.3 @ 250 MHz	5.3.2	30	7.50	0.080	1300	4.31	91
0603HP-4N7X_EW	4.7 @ 250 MHz	5.3.2	26	7.90	0.100	1100	4.71	75
0603HP-5N1X_EW	5.1 @ 250 MHz	5.3.2	40	8.90	0.036	1700	5.12	140
0603HP-5N6X_EW	5.6 @ 250 MHz	5.3.2	48	6.60	0.036	1700	5.73	145
0603HP-6N0X_EW	6.0 @ 250 MHz	5.3.2	49	6.00	0.036	1700	6.12	154
0603HP-6N8X_EW	6.8 @ 250 MHz	5.3.2	42	5.80	0.042	1400	7.05	143
0603HP-7N2X_EW	7.2 @ 250 MHz	5.3.2	48	5.40	0.052	1400	7.38	139
0603HP-7N5X_EW	7.5 @ 250 MHz	5.3.2	41	5.30	0.080	1300	7.85	112
0603HP-8N2X_EW	8.2 @ 250 MHz	5.3.2	46	5.90	0.054	1400	8.39	148
0603HP-8N7X_EW	8.7 @ 250 MHz	5.3.2	46	5.50	0.054	1400	9.00	149
0603HP-9N1X_EW	9.1 @ 250 MHz	5.3.2	40	5.10	0.037	1400	9.64	109
0603HP-9N5X_EW	9.5 @ 250 MHz	5.3.2	49	4.90	0.053	1400	9.99	149
0603HP-10NX_EW	10 @ 250 MHz	5.3.2	49	4.30	0.048	1400	10.64	142
0603HP-11NX_EW	11 @ 250 MHz	5.3.2	41	4.10	0.058	1400	11.82	108
0603HP-12NX_EW	12 @ 250 MHz	5.3.2	37	4.10	0.088	1100	13.20	91
0603HP-15NX_EW	15 @ 250 MHz	5.3.2	48	3.60	0.078	1200	17.20	124
0603HP-16NX_EW	16 @ 250 MHz	5.3.2	45	3.50	0.085	1100	18.70	116
0603HP-18NX_EW	18 @ 250 MHz	5.3.2	41	3.30	0.066	1200	20.90	100
0603HP-22NX_EW	22 @ 250 MHz	5.3.2	44	3.15	0.140	850	25.90	88
0603HP-23NX_EW	23 @ 250 MHz	5.3.2	40	3.00	0.183	850	29.53	80
0603HP-24NX_EW	24 @ 250 MHz	5.3.2	42	2.95	0.074	1100	28.90	91
0603HP-27NX_EW	27 @ 250 MHz	5.3.2	44	2.80	0.150	780	34.00	84
0603HP-30NX_EW	30 @ 250 MHz	5.3.2	49	2.80	0.130	920	37.90	82
0603HP-33NX_EW	33 @ 250 MHz	5.3.2	45	2.70	0.170	680	42.90	80
0603HP-36NX_EW	36 @ 250 MHz	5.3.2	44	2.50	0.225	720	50.00	64
0603HP-39NX_EW	39 @ 250 MHz	5.3.2	48	2.45	0.19	680	51.90	74
0603HP-43NX_EW	43 @ 250 MHz	5.3.2	45	2.45	0.17	810	58.10	76
0603HP-47NX_EW	47 @ 200 MHz	5.3.2	47	2.30	0.24	680	66.90	72
0603HP-51NX_EW	51 @ 200 MHz	5.3.2	49	2.30	0.28	660	71.30	62
0603HP-56NX_EW	56 @ 200 MHz	5.3.2	50	2.20	0.30	610	79.90	56
0603HP-68NX_EW	68 @ 200 MHz	5.3.2	46	2.00	0.33	600	113.3	49
0603HP-72NX_EW	72 @ 150 MHz	5.3.2	46	1.90	0.42	550	—	—
0603HP-75NX_EW	75 @ 150 MHz	5.3.2	46	1.90	0.52	500	—	—
0603HP-82NX_EW	82 @ 150 MHz	5.3.2	45	1.80	0.46	510	—	—
0603HP-91NX_EW	91 @ 150 MHz	5.3.2	45	1.65	0.58	440	—	—
0603HP-R10X_EW	100 @ 150 MHz	5.3.2	49	1.70	0.54	470	—	—
0603HP-R11X_EW	110 @ 150 MHz	5.3.2	47	1.60	0.58	440	—	—
0603HP-R12X_EW	120 @ 150 MHz	5.3.2	47	1.55	0.72	420	—	—
0603HP-R15X_EW	150 @ 150 MHz	5.						



# 0603HL

Part number	Inductance ±5% (nH)	Q typ	SRF typ (GHz)	DCR max (Ohms)	Irms (mA)
0603HL-331XJRC	330 @ 25 MHz	13 @ 25 MHz	0.420	0.970	330
0603HL-391XJRC	390 @ 25 MHz	13 @ 25 MHz	0.400	1.05	330
0603HL-471XJRC	470 @ 25 MHz	12 @ 25 MHz	0.200	1.15	300
0603HL-511XJRC	510 @ 25 MHz	12 @ 25 MHz	0.340	1.20	300
0603HL-561XJRC	560 @ 25 MHz	12 @ 25 MHz	0.330	1.35	300
0603HL-681XJRC	680 @ 25 MHz	12 @ 25 MHz	0.310	1.80	260
0603HL-821XJRC	820 @ 25 MHz	14 @ 25 MHz	0.290	2.45	190
0603HL-102XJRC	1000 @ 25 MHz	14 @ 25 MHz	0.250	2.80	190
0603HL-122XJRC	1200 @ 25 MHz	14 @ 25 MHz	0.230	3.20	180
0603HL-152XJRC	1500 @ 25 MHz	15 @ 25 MHz	0.190	4.10	150
0603HL-182XJRC	1800 @ 25 MHz	16 @ 25 MHz	0.180	5.30	140
0603HL-222XJRC	2200 @ 25 MHz	16 @ 25 MHz	0.165	5.90	130
0603HL-272XJRC	2700 @ 25 MHz	16 @ 25 MHz	0.150	7.00	120
0603HL-332XJRC	3300 @ 25 MHz	18 @ 25 MHz	0.135	9.10	110

# 0604HQ High Q

Part number	Inductance ±5% (nH)	Q min	SRF min (GHz)	DCR max (Ohms)	Irms (A)	1.7 GHz	
						L typ	Q typ
0604HQ-1N1XJRC	1.15 @ 500 MHz	25	12.3	0.021	3.0	1.2	136
0604HQ-2N6XJRC	2.6 @ 500 MHz	45	9.30	0.026	2.0	2.6	163
0604HQ-4N5XJRC	4.5 @ 500 MHz	50	5.80	0.032	1.8	4.7	155
0604HQ-5N0XJRC	5.0 @ 500 MHz	60	5.30	0.032	1.6	5.2	178
0604HQ-6N8XJRC	6.8 @ 500 MHz	60	4.70	0.035	1.8	7.4	172
0604HQ-7N6XJRC	7.6 @ 500 MHz	60	4.40	0.035	1.5	7.9	137
0604HQ-10NXJRC	10.4 @ 500 MHz	60	4.10	0.037	1.5	11.5	160

# 0805CS

Part number	Inductance (nH)	Percent tolerance*	Q min	SRF typ (MHz)	DCR max (Ohms)	Irms (mA)
0805CS-020XJEC	2.8 @ 250 MHz	5	80 @ 1500 MHz	12200	0.06	800
0805CS-3N0XJEC	3.0 @ 250 MHz	5	65 @ 1500 MHz	12200	0.06	800
0805CS-030XJEC	3.3 @ 250 MHz	5	50 @ 1500 MHz	12200	0.08	600
0805CS-050XJEC	5.6 @ 250 MHz	5	65 @ 1000 MHz	5900	0.08	600
0805CS-060XJEC	6.8 @ 250 MHz	5	50 @ 1000 MHz	5600	0.11	600
0805CS-070XJEC	7.5 @ 250 MHz	5	50 @ 1000 MHz	4800	0.14	600
0805CS-080X_EC	8.2 @ 250 MHz	5,2	50 @ 1000 MHz	4400	0.12	600
0805CS-100X_EC	10 @ 250 MHz	5,2	60 @ 500 MHz	4300	0.10	600
0805CS-120X_EC	12 @ 250 MHz	5,2	50 @ 500 MHz	4000	0.15	600
0805CS-150X_EC	15 @ 250 MHz	5,2	50 @ 500 MHz	3200	0.17	600
0805CS-180X_EC	18 @ 250 MHz	5,2	50 @ 500 MHz	3100	0.20	600
0805CS-220X_EC	22 @ 250 MHz	5,2	55 @ 500 MHz	2600	0.22	500
0805CS-240X_EC	24 @ 250 MHz	5,2	50 @ 500 MHz	2400	0.22	500
0805CS-270X_EC	27 @ 250 MHz	5,2	55 @ 500 MHz	2580	0.25	500
0805CS-330X_EC	33 @ 250 MHz	5,2,1	60 @ 500 MHz	2150	0.27	500
0805CS-360X_EC	36 @ 250 MHz	5,2,1	55 @ 500 MHz	1900	0.27	500
0805CS-390X_EC	39 @ 250 MHz	5,2,1	60 @ 500 MHz	2000	0.29	500
0805CS-430X_EC	43 @ 200 MHz	5,2,1	60 @ 500 MHz	1800	0.34	500
0805CS-470X_EC	47 @ 200 MHz	5,2,1	60 @ 500 MHz	1700	0.31	500
0805CS-560X_EC	56 @ 200 MHz	5,2,1	60 @ 500 MHz	1600	0.34	500
0805CS-680X_EC	68 @ 200 MHz	5,2,1	60 @ 500 MHz	1500	0.38	500
0805CS-820X_EC	82 @ 150 MHz	5,2,1	65 @ 500 MHz	1330	0.42	400
0805CS-910X_EC	91 @ 150 MHz	5,2,1	65 @ 500 MHz	1330	0.48	400
0805CS-101X_EC	100 @ 150 MHz	5,2,1	65 @ 500 MHz	1250	0.46	400
0805CS-111X_EC	110 @ 150 MHz	5,2	50 @ 250 MHz	1100	0.48	400
0805CS-121X_EC	120 @ 150 MHz	5,2,1	50 @ 250 MHz	1100	0.51	400
0805CS-151X_EC	150 @ 100 MHz	5,2,1	50 @ 250 MHz	920	0.56	400
0805CS-181X_EC	180 @ 100 MHz	5,2,1	50 @ 250 MHz	920	0.64	400
0805CS-221X_EC	220 @ 100 MHz	5,2	50 @ 250 MHz	820	0.70	400
0805CS-241X_EC	240 @ 100 MHz	5,2	44 @ 250 MHz	770	1.00	350
0805CS-271X_EC	270 @ 100 MHz	5,2	48 @ 250 MHz	730	1.00	350
0805CS-331X_EC	330 @ 100 MHz	5,2	48 @ 250 MHz	650	1.40	310
0805CS-391X_EC	390 @ 100 MHz	5,2	48 @ 250 MHz	600	1.50	290
0805CS-471X_EC	470 @ 50 MHz	5,2	33 @ 100 MHz	375	1.76	250
0805CS-561X_EC	560 @ 25 MHz	5,2	23 @ 50 MHz	330	1.90	230
0805CS-681X_EC	680 @ 25 MHz	5,2	23 @ 50 MHz	310	2.20	190
0805CS-821X_EC	820 @ 25 MHz	5,2	23 @ 50 MHz	310	2.35	180
0805CS-102X_EC	1000 @ 25 MHz	5,2	20 @ 50 MHz	180	3.20	175
0805CS-122X_EC	1200 @ 25 MHz	5,2	22 @ 50 MHz	224	3.50	156
0805CS-152X_EC	1500 @ 25 MHz	5,2	10 @ 25 MHz	82	1.90	200
0805CS-182X_EC	1800 @ 25 MHz	5,2	15 @ 25 MHz	69	2.42	250
0805CS-222X_EC	2200 @ 25 MHz	5,2	16 @ 25 MHz	105	4.00	140
0805CS-272X_EC	2700 @ 25 MHz	5,2	18 @ 25 MHz	130	4.50	175
0805CS-332X_EC	3300 @ 25 MHz	5,2	22 @ 25 MHz	110	7.50	80
0805CS-472X_EC	4700 @ 25 MHz	5,2	14 @ 25 MHz	75	6.20	80
0805CS-562X_EC	5600 @ 7.9 MHz	5,2	20 @ 10 MHz	75	7.00	100
0805CS-682X_EC	6800 @ 7.9 MHz	5,2	20 @ 10 MHz	65	9.80	80
0805CS-822X_EC	8200 @ 7.9 MHz	5,2	20 @ 10 MHz	65	11	75
0805CS-103X_EC	10000 @ 7.9 MHz	5,2	20 @ 10 MHz	60	12	70

\* Bold numbers indicate tolerances carried in stock. When ordering, please replace underscore in part number with the proper tolerance code: F = 1%, G = 2%, J = 5%. (e.g. 0805CS-103**X**JEC for a 2% tolerance part.)

# Which chip inductor family should you use?

	Ceramic (SUFFIX, BODY SIZE)			Ferrite (SUFFIX, BODY SIZE)		
<b>Highest Q</b>	DC 0402-0603	HP 0402-0805	HQ 0403-1008	CS 0402-1812	LS 0603-1812	
<b>Lowest DCR</b>	DC 0402-0603	HP 0402-0805	DS 0201		DF 0402	AF 0201-1008
<b>Highest current</b>	HP 0402-0805	PA 0402	HC 0603		DF 0402	AF 0201-1008
<b>Highest L</b>	HL 0201-0603				DF 0402	LS 0603-1812
<b>Lowest Profile</b>	CT 1005-2520				FL 1005	

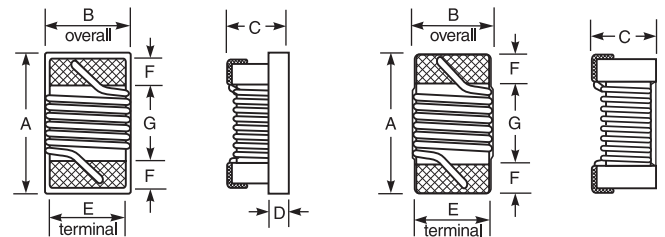
# 0805HP High Q

Part number	Inductance (nH)	Percent tolerance*	Q typ	SRF typ (MHz)	DCR max (Ohms)	Irms (A)
0805HP-2N6XJRC	2.6 @ 250 MHz	5	100 @ 1500 MHz	9500	0.015	2.0
0805HP-6N2XJRC	6.2 @ 250 MHz	5	104 @ 1000 MHz	7200	0.027	1.5
0805HP-6N8XJRC	6.8 @ 250 MHz	5	90 @ 1000 MHz	6000	0.066	1.3
0805HP-11NX_RC	11 @ 250 MHz	5,2	93 @ 500 MHz	4750	0.039	1.6
0805HP-12NX_RC	12 @ 250 MHz	5,2	91 @ 500 MHz	4425	0.039	1.4
0805HP-13NX_RC	13 @ 250 MHz	5,2	91 @ 500 MHz	4100	0.039	1.4
0805HP-18NX_RC	18 @ 250 MHz	5,2	95 @ 500 MHz	3650	0.050	1.2
0805HP-33NX_RC	33 @ 250 MHz	5,2	100 @ 500 MHz	2410	0.087	1.1
0805HP-47NX_RC	47 @ 200 MHz	5,2	105 @ 500 MHz	2170	0.093	1.0
0805HP-56NX_RC	56 @ 200 MHz	5,2	100 @ 500 MHz	1815	0.122	0.95
0805HP-82NX_RC	82 @ 150 MHz	5,2	103 @ 500 MHz	1525	0.168	0.82
0805HP-101X_RC	100 @ 150 MHz	5,2	100 @ 500 MHz	1400	0.220	0.72
0805HP-121X_RC	120 @ 150 MHz	5,2	80 @ 250 MHz	1265	0.293	0.62
0805HP-151X_RC	150 @ 100 MHz	5,2	80 @ 250 MHz	1150	0.288	0.60
0805HP-181X_RC	180 @ 100 MHz	5,2	77 @ 250 MHz	1025	0.374	0.54
0805HP-221X_RC	220 @ 100 MHz	5,2	75 @ 250 MHz	930	0.426	0.50
0805HP-271X_RC	270 @ 100 MHz	5,2	75 @ 100 MHz	830	0.754	0.42
0805HP-331X_RC	330 @ 100 MHz	5,2	54 @ 100 MHz	770	1.004	0.36
0805HP-391X_RC	390 @ 100 MHz	5,2	52 @ 100 MHz	700	1.110	0.33
0805HP-471X_RC	470 @ 50 MHz	5,2	52 @ 100 MHz	640	1.559	0.28
0805HP-561X_RC	560 @ 25 MHz	5,2	46 @ 100 MHz	550	2.067	0.24
0805HP-681X_RC	680 @ 25 MHz	5,2	46 @ 100 MHz	535	2.355	0.21
0805HP-821X_RC	820 @ 25 MHz	5,2	50 @ 100 MHz	485	3.945	0.18

# 0805AF Ferrite

Part number	Inductance ±5% (µH)	Q typ	Impedance typ (Ohms)	SRF typ (MHz)	DCR max (Ohms)	Irms (mA)
0805AF-111XJRC	0.11 @ 7.9 MHz	18 @ 7.9 MHz	370 @ 500MHz	1260	0.05	940
0805AF-681XJRC	0.68 @ 7.9 MHz	19 @ 7.9 MHz	430 @ 100 MHz	425	0.30	660
0805AF-102XJRC	1.0 @ 7.9 MHz	17 @ 7.9 MHz	670 @ 100 MHz	355	0.39	650
0805AF-122XJRC	1.2 @ 7.9 MHz	19 @ 7.9 MHz	860 @ 100 MHz	375	0.64	440
0805AF-152XJRC	1.5 @ 7.9 MHz	20 @ 7.9 MHz	1000 @ 100 MHz	285	0.74	390
0805AF-182XJRC	1.8 @ 7.9 MHz	20 @ 7.9 MHz	1360 @ 100 MHz	300	0.98	370
0805AF-222XJRC	2.2 @ 7.9 MHz	19 @ 7.9 MHz	840 @ 50 MHz	105	0.98	350
0805AF-272XJRC	2.7 @ 7.9 MHz	19 @ 7.9 MHz	1050 @ 50MHz	100	1.16	320
0805AF-332XJRC	3.3 @ 7.9 MHz	19 @ 7.9 MHz	1670 @ 50 MHz	85	1.20	330
0805AF-472XJRC	4.7 @ 7.9 MHz	18 @ 7.9 MHz	950 @ 25 MHz	55	1.50	280
0805AF-682XJRC	6.8 @ 7.9 MHz	18 @ 7.9 MHz	450 @ 10MHz	37	1.90	240
0805AF-103XJRC	10 @ 2.5 MHz	18 @ 2.5 MHz	740 @ 10 MHz	26	2.20	230
0805AF-153XJRC	15 @ 2.5 MHz	17 @ 2.5 MHz	1300 @ 10MHz	20	4.25	150
0805AF-223XJRC	22 @ 2.5 MHz	17 @ 2.5 MHz	1620 @ 10 MHz	21	6.70	120

# 0603HC, 0603HP, 0603LS, 0604HQ, 0805AF, 0805CS



# Dimensions (inches mm)

Series	A max	B max	C max	D ref	E	F	G
0603DC	0.067 1,70	0.039 0,99	0.035 0,89		0.028 0,71	0.013 0,33	0.041 1,04
0603HC	0.071 1,80	0.044 1,12	0.040 1,02	0.015 0,38	0.030 0,76	0.013 0,33	0.034 0,86
0603HL	0.071 1,80	0.047 1,19	0.037 0,94		0.030 0,76	0.011 0,28	0.038 0,97
0603HP	0.069 1,75	0.043 1,09	0.037 0,94	0.015 0,38	0.029 0,74	0.011 0,28	0.048 1,22
0603LS	0.071 1,80	0.050 1,27	0.044 1,12	0.015 0,38	0.030 0,76	0.013 0,33	0.034 0,86
0604HQ	0.073 1,85	0.054 1,37	0.047 1,19	0.025 0,64	0.040 1,02	0.013 0,33	0.034 0,86
0805AF	0.090 2,29	0.068 1,73	0.060 1,52	0.020 0,51	0.050 1,27	0.016 0,41	0.040 1,02
0805CS	0.090 2,29	0.068 1,73	0.060 1,52	0.020 0,51	0.050 1,27	0.017 0,43	0.046 1,17
0805HP	0.087 2,21	0.068 1,73	0.061 1,55		0.061 1,55	0.012 0,30	0.063 1,61



## 0805HQ High Q

Part number	Inductance (nH)	Percent tolerance*	Q min	SRF min (MHz)	DCR max (Ohms)	Irms (A)
0805HQ-2N5XJEC	2.5 @ 250 MHz	5	80	10300	0.020	1.6
0805HQ-5N6XJEC	5.6 @ 250 MHz	5	98	6100	0.035	1.6
0805HQ-6N2XJEC	6.2 @ 250 MHz	5	88	4750	0.035	1.6
0805HQ-12NXJEC	12 @ 250 MHz	5	80	3000	0.045	1.6
0805HQ-16NX_EC	16 @ 250 MHz	5,2	72	2950	0.060	1.5
0805HQ-18NX_EC	18 @ 250 MHz	5,2	75	2550	0.060	1.4
0805HQ-20NX_EC	20 @ 250 MHz	5,2	70	2050	0.055	1.4
0805HQ-27NX_EC	27 @ 250 MHz	5,2	75	2000	0.070	1.3
0805HQ-30NX_EC	30 @ 250 MHz	5,2	65	1950	0.095	1.2
0805HQ-39NX_EC	39 @ 250 MHz	5,2	65	1600	0.110	1.1
0805HQ-48NX_EC	48 @ 200 MHz	5,2	65	1400	0.095	1.2
0805HQ-51NX_EC	51 @ 200 MHz	5,2	65	1400	0.120	1.0

## 0805HT Low Profile

Part number	Inductance (nH)	Percent tolerance*	Q min	SRF min (MHz)	DCR max (Ohms)	Irms (mA)
0805HT-1N8TJEC	1.8 @ 250 MHz	5	55 @ 1500 MHz	9400	0.030	800
0805HT-2N0TJEC	2.0 @ 250 MHz	5	55 @ 1000 MHz	11500	0.018	800
0805HT-3N9TJEC	3.9 @ 250 MHz	5	50 @ 1000 MHz	6100	0.055	800
0805HT-4N3TJEC	4.3 @ 250 MHz	5	80 @ 1000 MHz	6164	0.030	800
0805HT-4N7TJEC	4.7 @ 250 MHz	5	50 @ 1000 MHz	5500	0.060	800
0805HT-5N1TJEC	5.1 @ 250 MHz	5	45 @ 1000 MHz	6100	0.069	800
0805HT-5N6TJEC	5.6 @ 250 MHz	5	45 @ 1000 MHz	5800	0.091	800
0805HT-6N8TJEC	6.8 @ 250 MHz	5	50 @ 1000 MHz	4800	0.080	800
0805HT-7N5TJEC	7.5 @ 250 MHz	5	47 @ 1000 MHz	4600	0.082	800
0805HT-8N2TJEC	8.2 @ 250 MHz	5	50 @ 1000 MHz	4800	0.080	800
0805HT-9N1TJEC	9.1 @ 250 MHz	5	54 @ 750 MHz	3900	0.105	800
0805HT-10NT_EC	10 @ 250 MHz	5,2	55 @ 750 MHz	3300	0.080	800
0805HT-12NT_EC	12 @ 250 MHz	5,2	55 @ 750 MHz	3800	0.10	800
0805HT-15NT_EC	15 @ 250 MHz	5,2	50 @ 500 MHz	2950	0.10	800
0805HT-18NT_EC	18 @ 250 MHz	5,2	50 @ 500 MHz	3100	0.13	800
0805HT-20NT_EC	20 @ 250 MHz	5,2	50 @ 500 MHz	2700	0.17	800
0805HT-22NT_EC	22 @ 250 MHz	5,2	50 @ 500 MHz	2900	0.15	800
0805HT-27NT_EC	27 @ 250 MHz	5,2	50 @ 500 MHz	2450	0.19	700
0805HT-33NT_EC	33 @ 250 MHz	5,2	55 @ 500 MHz	2350	0.19	600
0805HT-39NT_EC	39 @ 250 MHz	5,2,1	55 @ 500 MHz	2200	0.27	600
0805HT-47NT_EC	47 @ 200 MHz	5,2,1	50 @ 500 MHz	2000	0.30	600
0805HT-56NT_EC	56 @ 200 MHz	5,2,1	50 @ 500 MHz	1850	0.39	500
0805HT-68NT_EC	68 @ 200 MHz	5,2,1	50 @ 500 MHz	1500	0.40	500
0805HT-82NT_EC	82 @ 150 MHz	5,2,1	50 @ 500 MHz	1500	0.44	500
0805HT-R10T_EC	100 @ 150 MHz	5,2	50 @ 500 MHz	1200	0.64	400
0805HT-R12T_EC	120 @ 150 MHz	5,2	40 @ 250 MHz	1150	0.68	300
0805HT-R15T_EC	150 @ 150 MHz	5,2	40 @ 250 MHz	1050	0.80	300
0805HT-R18T_EC	180 @ 150 MHz	5,2	40 @ 250 MHz	830	0.86	300
0805HT-R22T_EC	220 @ 150 MHz	5,2	39 @ 150 MHz	820	1.29	200
0805HT-R27T_EC	270 @ 150 MHz	5,2	33 @ 150 MHz	790	1.40	200
0805HT-R33T_EC	330 @ 150 MHz	5,2	32 @ 150 MHz	730	1.93	200
0805HT-R39T_EC	390 @ 100 MHz	5,2	30 @ 150 MHz	675	2.80	200
0805HT-R47T_EC	470 @ 100 MHz	5,2	30 @ 150 MHz	610	3.10	200
0805HT-R50T_EC	500 @ 50 MHz	5,2	20 @ 50 MHz	585	3.20	200



## 0805LS Ferrite

Part number	Inductance (µH)	Percent tolerance*	Q min	SRF min (MHz)	DCR max (Ohms)	Irms (A)
0805LS-78NX_EC	0.078 @ 7.9 MHz	5,2	19	1440	0.042	2.0
0805LS-111X_EC	0.110 @ 7.9 MHz	5,2	19	1200	0.05	2.0
0805LS-471X_EC	0.470 @ 7.9 MHz	5,2	19	500	0.31	0.720
0805LS-681X_EC	0.680 @ 7.9 MHz	5,2	20	400	0.46	0.590
0805LS-102X_EC	1.0 @ 7.9 MHz	5,2	20	340	0.69	0.500
0805LS-122X_EC	1.2 @ 7.9 MHz	5,2	15	280	1.20	0.400
0805LS-152X_EC	1.5 @ 7.9 MHz	5,2	20	275	1.03	0.490
0805LS-182X_EC	1.8 @ 7.9 MHz	5,2	20	246	1.15	0.410
0805LS-222X_EC	2.2 @ 7.9 MHz	5,2	20	106	1.28	0.365
0805LS-272X_EC	2.7 @ 7.9 MHz	5,2	20	105	1.48	0.350
0805LS-332X_EC	3.3 @ 7.9 MHz	5,2	20	83	1.57	0.330
0805LS-392X_EC	3.9 @ 7.9 MHz	5,2	20	52	1.70	0.300
0805LS-472X_EC	4.7 @ 7.9 MHz	5,2	20	50	1.87	0.280
0805LS-682X_EC	6.8 @ 7.9 MHz	5,2	20	35	2.25	0.260
0805LS-822X_EC	8.2 @ 2.5 MHz	5,2	18	27	2.55	0.250
0805LS-103X_EC	10 @ 2.5 MHz	5,2	18	21	3.45	0.200
0805LS-153X_EC	15 @ 2.5 MHz	5,2	18	17	5.03	0.180
0805LS-223X_EC	22 @ 2.5 MHz	5,2	18	13	6.18	0.150
0805LS-273X_EC	27 @ 2.5 MHz	5,2	15	11	11.04	0.120

## 0805RB Ferrite



Part number	Inductance (µH)	Impedance typ		SRF typ (MHz)	DCR max (mOhms)	Irms (mA)
		900 MHz	1.7 GHz			
0805RB-121XMRC	0.19 @ 7.9 MHz	2900	1000	1000	130	1200
0805RB-151XMRC	0.24 @ 7.9 MHz	4200	1060	970	150	1100
0805RB-221XMRC	0.33 @ 7.9 MHz	2360	660	650	180	1000
0805RB-331XMRC	0.53 @ 7.9 MHz	3300	920	650	235	900
0805RB-421XMRC	0.66 @ 7.9 MHz	2100	760	550	245	850
0805RB-471XMRC	0.75 @ 7.9 MHz	2000	760	530	295	800
0805RB-601XMRC	0.95 @ 7.9 MHz	2125	840	500	385	700
0805RB-751XMRC	1.20 @ 7.9 MHz	1900	770	440	405	650
0805RB-102XMRC	1.60 @ 7.9 MHz	1700	710	375	810	450
0805RB-152XMRC	2.35 @ 7.9 MHz	1600	960	310	1160	425
0805RB-222XMRC	2.60 @ 7.9 MHz	1000	900	150	1200	350
0805RB-272XMRC	2.87 @ 7.9 MHz	475	830	100	1320	325

## 1008AF High Current

Part number	Inductance (µH)	Percent tolerance*	Q typ	SRF min (MHz)	DCR max (Ohms)	Isat (A)	Irms (mA)
1008AF-901X_RC	0.9 @ 2.5 MHz	10,5	25	415	0.100	1.4	1.3
1008AF-112X_RC	1.1 @ 2.5 MHz	10,5	24	376	0.105	1.3	1.2
1008AF-132X_RC	1.3 @ 2.5 MHz	10,5	37	198	0.110	1.2	1.1
1008AF-152X_RC	1.5 @ 2.5 MHz	10,5	22	135	0.125	1.1	1.0
1008AF-192X_RC	1.9 @ 2.5 MHz	10,5	29	126	0.140	1.0	1.0
1008AF-222X_RC	2.2 @ 2.5 MHz	10,5	21	106	0.155	0.95	0.95
1008AF-272X_RC	2.7 @ 2.5 MHz	10,5	22	70	0.190	0.80	0.90
1008AF-332X_RC	3.3 @ 2.5 MHz	10,5	21	59	0.210	0.75	0.80
1008AF-392X_RC	3.9 @ 2.5 MHz	10,5	21	55	0.220	0.70	0.80
1008AF-472X_RC	4.7 @ 2.5 MHz	10,5	27	48	0.435	0.70	0.65
1008AF-582X_RC	5.8 @ 2.5 MHz	10,5	21	37	0.280	0.55	0.75
1008AF-682X_RC	6.8 @ 2.5 MHz	10,5	28	33	0.315	0.50	0.70
1008AF-822X_RC	8.2 @ 2.5 MHz	10,5	22	33.8	0.340	0.50	0.65
1008AF-103X_RC	10.0 @ 2.5 MHz	10,5	24	22	0.460	0.45	0.55



## 1008CS

Part number	Inductance (nH)	Percent tolerance*	Q min	SRF min (MHz)	DCR max (Ohms)	Irms (mA)
1008CS-100X_EC	10 @ 50 MHz	5,2	50 @ 500 MHz	4100	0.08	1000
1008CS-120X_EC	12 @ 50 MHz	5,2	50 @ 500 MHz	3300	0.09	1000
1008CS-150X_EC	15 @ 50 MHz	5,2	50 @ 500 MHz	2500	0.10	1000
1008CS-180X_EC	18 @ 50 MHz	5,2	50 @ 500 MHz	2500	0.11	1000
1008CS-220X_EC	22 @ 50 MHz	5,2,1	55 @ 350 MHz	2400	0.12	1000
1008CS-270X_EC	27 @ 50 MHz	5,2	55 @ 350 MHz	1600	0.13	1000
1008CS-330X_EC	33 @ 50 MHz	5,2	60 @ 350 MHz	1600	0.14	1000
1008CS-390X_EC	39 @ 50 MHz	5,2,1	60 @ 350 MHz	1500	0.15	1000
1008CS-470X_EC	47 @ 50 MHz	5,2,1	65 @ 350 MHz	1500	0.16	1000
1008CS-560X_EC	56 @ 50 MHz	5,2,1	65 @ 350 MHz	1300	0.18	1000
1008CS-680X_EC	68 @ 50 MHz	5,2,1	65 @ 350 MHz	1300	0.20	1000
1008CS-820X_EC	82 @ 50 MHz	5,2,1	60 @ 350 MHz	1000	0.22	1000
1008CS-101X_EC	100 @ 25 MHz	5,2,1	60 @ 350 MHz	1000	0.56	650
1008CS-121X_EC	120 @ 25 MHz	5,2,1	60 @ 350 MHz	950	0.63	650
1008CS-151X_EC	150 @ 25 MHz	5,2,1	45 @ 100 MHz	850	0.70	580
1008CS-181X_EC	180 @ 25 MHz	5,2,1	45 @ 100 MHz	750	0.77	620
1008CS-221X_EC	220 @ 25 MHz	5,2,1	45 @ 100 MHz	700	0.84	500
1008CS-271X_EC	270 @ 25 MHz	5,2,1	45 @ 100 MHz	600	0.91	500
1008CS-331X_EC	330 @ 25 MHz	5,2,1	45 @ 100 MHz	570	1.05	450
1008CS-391X_EC	390 @ 25 MHz	5,2,1	45 @ 100 MHz	500	1.12	470
1008CS-471X_EC	470 @ 25 MHz	5,2,1	45 @ 100 MHz	450	1.19	470
1008CS-561X_EC	560 @ 25 MHz	5,2,1	45 @ 100 MHz	415	1.33	400
1008CS-621X_EC	620 @ 25 MHz	5,2,1	45 @ 100 MHz	375	1.40	300
1008CS-681X_EC	680 @ 25 MHz	5,2,1	45 @ 100 MHz	375	1.47	400
1008CS-751X_EC	750 @ 25 MHz	5,2,1	45 @ 100 MHz	360	1.54	360
1008CS-821X_EC	820 @ 25 MHz	5,2,1	45 @ 100 MHz	350	1.61	400
1008CS-911X_EC	910 @ 25 MHz	5,2,1	35 @ 50 MHz	320	1.68	380
1008CS-102X_EC	1000 @ 25 MHz	5,2,1	35 @ 50 MHz	290	1.75	370
1008CS-122X_EC	1200 @ 7.9 MHz	5,2	35 @ 50 MHz	250	2.00	310
1008CS-132X_EC	1300 @ 7.9 MHz	5,2	25 @ 50 MHz	200	2.25	310
1008CS-152X_EC	1500 @ 7.9 MHz	5,2	28 @ 50 MHz	200	2.3	330
1008CS-182X_EC	1800 @ 7.9 MHz	5,2	28 @ 50 MHz	160	2.6	300
1008CS-222X_EC	2200 @ 7.9 MHz	5,2	28 @ 50 MHz	160	2.8	280
1008CS-272X_EC	2700 @ 7.9 MHz	5,2	20 @ 25 MHz	140	3.2	290
1008CS-332X_EC	3300 @ 7.9 MHz	5,2	22 @ 25 MHz	110	3.4	290
1008CS-392X_EC	3900 @ 7.9 MHz	5,2	20 @ 25 MHz	100	3.6	260
1008CS-472X_EC	4700 @ 7.9 MHz	5,2	20 @ 25 MHz	90	4.0	260
1008CS-562XJEC	5600 @ 7.9 MHz	5	16 @ 7.9 MHz	20	4.0	240
1008CS-682XJEC	6800 @ 7.9 MHz	5	18 @ 7.9 MHz	40	4.9	200
1008CS-822XJEC	8200 @ 7.9 MHz	5	18 @ 7.9 MHz	25	6.0	170

## 1008CT Low Profile

Part number	Inductance (nH)	Percent tolerance*	Q min	SRF min (MHz)	DCR max (Ohms)	Irms (mA)
1008CT-040XJLC	4.7 @ 50 MHz	5	28 @ 500 MHz	7500	0.15	600
1008CT-080X_LC	8.2 @ 50 MHz	5,2	40 @ 500 MHz	5000	0.22	600
1008CT-100XJLC	10 @ 50 MHz	5	40 @ 500 MHz	3000	0.22	600
1008CT-150X_LC	15 @ 50 MHz	5,2	40 @ 500 MHz	3000	0.22	600
1008CT-200X_LC	20 @ 50 MHz	5,2	50 @ 500 MHz	2400	0.33	600
1008CT-300X_LC	30 @ 50 MHz	5,2	50 @ 500 MHz	2400	0.38	600
1008CT-400X_LC	40 @ 50 MHz	5,2	60 @ 500 MHz	2000	0.43	600
1008CT-500X_LC	50 @ 50 MHz	5,2	60 @ 500 MHz	1900	0.48	600
1008CT-600X_LC	60 @ 50 MHz	5,2,1	60 @ 500 MHz	1800	0.52	600
1008CT-700X_LC	70 @ 50 MHz	5,2,1	60 @ 500 MHz	1700	0.55	510
1008CT-800X_LC	80 @ 50 MHz	5,2,1	60 @ 500 MHz	1400	0.56	510
1008CT-900X_LC	90 @ 50 MHz	5,2	65 @ 500 MHz	1400	0.61	500
1008CT-101X_LC	100 @ 50 MHz	5,2	60 @ 500 MHz	1000	0.63	480

## 1008HQ High Q

Part number	Inductance (nH)	Percent tolerance*	Q min	SRF min (MHz)	DCR max (Ohms)	Irms (A)
1008HQ-3N0XJLC	3.0 @ 50 MHz	5	70	8.10	0.04	1.6
1008HQ-4N1XJLC	4.1 @ 50 MHz	5	75	6.20	0.05	1.6
1008HQ-7N8XJLC	7.8 @ 50 MHz	5	75	3.80	0.05	1.6
1008HQ-10NX_LC	10 @ 50 MHz	5,2	60	3.60	0.06	1.6
1008HQ-12NX_LC	12 @ 50 MHz	5,2	70	2.80	0.06	1.5
1008HQ-18NX_LC	18 @ 50 MHz	5,2,1	62	2.70	0.07	1.4
1008HQ-22NX_LC	22 @ 50 MHz	5,2	62	2.05	0.07	1.4
1008HQ-33NX_LC	33 @ 50 MHz	5,2	75	1.70	0.09	1.3
1008HQ-36NX_LC	36 @ 50 MHz	5,2	65	1.40	0.09	1.3
1008HQ-39NX_LC	39 @ 50 MHz	5,2	75	1.30	0.09	1.3
1008HQ-47NX_LC	47 @ 50 MHz	5,2,1	75	1.45	0.12	1.2
1008HQ-56NX_LC	56 @ 50 MHz	5,2,1	75	1.23	0.12	1.2
1008HQ-68NX_LC	68 @ 50 MHz	5,2,1	80	1.15	0.13	1.1
1008HQ-82NX_LC	82 @ 50 MHz	5,2	80	1.06	0.16	1.1
1008HQ-R10X_LC	100 @ 50 MHz	5,2	62	0.82	0.16	1.0

## 1008HT Low Profile

Part number	Inductance (nH)	Percent tolerance*	Q min	SRF min (MHz)	DCR max (Ohms)	Irms (mA)
1008HT-3N3TJLC	3.3 @ 250 MHz	5	65 @ 1500 MHz	7900	0.025	1000
1008HT-6N8TJLC	6.8 @ 250 MHz	5	70 @ 1500 MHz	5500	0.05	1000
1008HT-7N2TJLC	7.2 @ 250 MHz	5	70 @ 1500 MHz	4800	0.05	1000
1008HT-12NTJLC	12 @ 250 MHz	5	55 @ 700 MHz	3800	0.065	1000
1008HT-15NTJLC	15 @ 250 MHz	5	55 @ 700 MHz	2800	0.08	1000
1008HT-18NTJLC	18 @ 250 MHz	5	55 @ 500 MHz	3000	0.09	1000
1008HT-22NTJLC	22 @ 250 MHz	5	55 @ 500 MHz	2600	0.11	950
1008HT-27NT_LC	27 @ 250 MHz	5,2	55 @ 500 MHz	2400	0.13	850
1008HT-33NT_LC	33 @ 200 MHz	5,2	55 @ 350 MHz	2000	0.135	760
1008HT-39NT_LC	39 @ 200 MHz	5,2	55 @ 350 MHz	1900	0.17	700
1008HT-47NT_LC	47 @ 200 MHz	5,2,1	55 @ 350 MHz	1500	0.18	660
1008HT-56NT_LC	56 @ 150 MHz	5,2,1	50 @ 300 MHz	1500	0.18	620
1008HT-68NT_LC	68 @ 150 MHz	5,2,1	50 @ 300 MHz	1500	0.23	550
1008HT-82NT_LC	82 @ 150 MHz	5,2,1	40 @ 250 MHz	1300	0.35	500
1008HT-R10T_LC	100 @ 100 MHz	5,2,1	40 @ 250 MHz	1200	0.64	420
1008HT-R12T_LC	120 @ 100 MHz	5,2,1	40 @ 200 MHz	1090	0.55	350
1008HT-R14T_LC	140 @ 100 MHz	5,2,1	40 @ 200 MHz	1100	0.70	320
1008HT-R15T_LC	150 @ 100 MHz	5,2,1	40 @ 200 MHz	960	0.75	300
1008HT-R18T_LC	180 @ 50 MHz	5,2,1	40 @ 200 MHz	920	1.02	250
1008HT-R22T_LC	220 @ 50 MHz	5,2,1	34 @ 100 MHz	750	1.15	250
1008HT-R24T_LC	240 @ 50 MHz	5,2	32 @ 100 MHz	800	1.15	250
1008HT-R27T_LC	270 @ 50 MHz	5,2	32 @ 100 MHz	770	1.25	250
1008HT-R33T_LC	330 @ 25 MHz	5,2	32 @ 100 MHz	635	1.35	250
1008HT-R39T_LC	390 @ 25 MHz	5,2	32 @ 100 MHz	555	1.45	250
1008HT-R47T_LC	470 @ 25 MHz	5,2	32 @ 100 MHz	530	1.65	240
1008HT-R56T_LC	560 @ 25 MHz	5,2	32 @ 100 MHz	485	1.90	240

## Which chip inductor family should you use?

	Ceramic (SUFFIX, BODY SIZE)				Ferrite (SUFFIX, BODY SIZE)		
<b>Highest Q</b>	DC 0402-0603	HP 0402-0805	HQ 0403-1008	CS 0402-1812	LS 0603-1812		
<b>Lowest DCR</b>	DC 0402-0603	HP 0402-0805	DS 0201		DF 0402	AF 0201-1008	LS 0603-1812
<b>Highest current</b>	HP 0402-0805	PA 0402	HC 0603		DF 0402	AF 0201-1008	LS 0603-1812
<b>Highest L</b>	HL 0201-0603				DF 0402	LS 0603-1812	
<b>Lowest Profile</b>	CT 1005-2520				FL 1005		

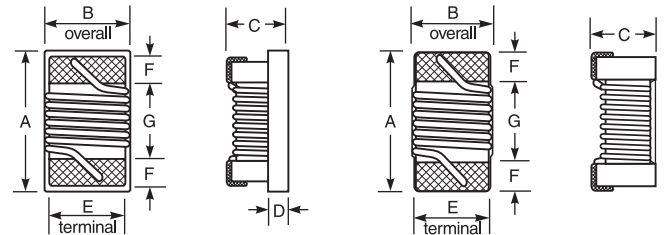
## 1008LS

Part number	Inductance ±5% (µH)	Q min	SRF min (MHz)	DCR max (Ohms)	Irms (mA)	Color code
1008LS-102XJEC	1.0 @ 7.9 MHz	48 @ 50 MHz	230	0.62	700	Black
1008LS-122XJEC	1.2 @ 7.9 MHz	37 @ 50 MHz	210	0.68	650	Red
1008LS-152XJEC	1.5 @ 7.9 MHz	37 @ 50 MHz	190	0.76	630	Green
1008LS-182XJEC	1.8 @ 7.9 MHz	37 @ 50 MHz	170	0.84	600	Gay
1008LS-222XJEC	2.2 @ 7.9 MHz	37 @ 50 MHz	150	1.10	520	Red
1008LS-272XJEC	2.7 @ 7.9 MHz	37 @ 50 MHz	135	1.28	490	Violet
1008LS-332XJEC	3.3 @ 7.9 MHz	37 @ 50 MHz	120	1.46	450	Orange
1008LS-392XJEC	3.9 @ 7.9 MHz	37 @ 7.9 MHz	105	1.56	420	White
1008LS-432XJEC	4.3 @ 7.9 MHz	30 @ 7.9 MHz	85	1.70	400	Orange
1008LS-472XJEC	4.7 @ 7.9 MHz	32 @ 7.9 MHz	90	1.68	400	Violet
1008LS-502XJEC	5.0 @ 7.9 MHz	25 @ 7.9 MHz	30	2.20	360	Black
1008LS-562XJEC	5.6 @ 7.9 MHz	37 @ 7.9 MHz	80	1.82	380	Blue
1008LS-622XJEC	6.2 @ 7.9 MHz	32 @ 7.9 MHz	75	2.50	330	Red
1008LS-682XJEC	6.8 @ 7.9 MHz	37 @ 7.9 MHz	70	2.00	360	Gray
1008LS-822XJEC	8.2 @ 7.9 MHz	37 @ 7.9 MHz	65	2.65	330	Red
1008LS-912XJEC	9.1 @ 7.9 MHz	37 @ 7.9 MHz	57	2.90	310	Brown
1008LS-103XJEC	10 @ 7.9 MHz	37 @ 7.9 MHz	60	2.95	300	Black
1008LS-123XJEC	12 @ 2.5 MHz	28 @ 2.5 MHz	38	3.30	290	Red
1008LS-153XJEC	15 @ 2.5 MHz	34 @ 2.5 MHz	30	3.70	280	Green
1008LS-183XJEC	18 @ 2.5 MHz	28 @ 2.5 MHz	26	4.00	160	Gray
1008LS-223XJEC	22 @ 2.5 MHz	20 @ 2.5 MHz	22	6.14	270	Red
1008LS-273XJEC	27 @ 2.5 MHz	24 @ 2.5 MHz	12	6.45	210	Violet
1008LS-333XJEC	33 @ 2.5 MHz	22 @ 2.5 MHz	19	7.00	200	Orange
1008LS-393XJEC	39 @ 2.5 MHz	33 @ 2.5 MHz	26	10.0	170	White
1008LS-473XJEC	47 @ 2.5 MHz	20 @ 2.5 MHz	12	10.7	160	Violet
1008LS-563XJEC	56 @ 2.5 MHz	20 @ 2.5 MHz	8.0	10.0	170	Blue
1008LS-683XJEC	68 @ 0.79 MHz	14 @ 0.79 MHz	5.7	13.5	145	Gray
1008LS-104XJEC	100 @ 0.79 MHz	13 @ 0.79 MHz	4.5	20.5	120	Black

\* Bold numbers indicate tolerances carried in stock. When ordering, please replace underscore in part number with the proper tolerance code: F = 1%, G = 2%, J = 5%. (e.g. 1008CT-800XJLC for a 2% tolerance part.)

### 0805HQ, 0805LS, 0805RB, 1008AF, 1008CS, 1008CT, 1008HQ, 1008LS

### 0805HT, 1008HT



### Dimensions (inches mm)

Series	A max	B max	C max	D ref	E	F	G
0805HQ	0.090 2,29	0.068 1,73	0.060 1,52	0.020 0,51	0.050 1,27	0.020 0,51	0.040 1,02
0805HT	0.085 2,16	0.060 1,52	0.035 0,89		0.050 1,27	0.017 0,43	0.045 1,14
0805LS	0.090 2,29	0.075 1,91	0.063 1,60	0.020 0,51	0.050 1,27	0.020 0,51	0.040 1,02
0805RB	0.090 2,29	0.068 1,73	0.060 1,52	0.020 0,51	0.050 1,27	0.014 0,36	0.054 1,37
1008AF	0.115 2,92	0.110 2,79	0.075 1,91	0.020 0,51	0.080 2,03	0.020 0,51	0.060 1,52
1008CS	0.115 2,92	0.110 2,79	0.080 2,03	0.020 0,51	0.080 2,03	0.020 0,51	0.060 1,52
1008CT	0.115 2,92	0.110 2,79	0.050 1,27	0.020 0,51	0.080 2,03	0.020 0,51	0.060 1,52
1008HQ	0.115 2,92	0.110 2,79	0.080 2,03	0.020 0,51	0.080 2,03	0.020 0,51	0.060 1,52
1008HT	0.105 2,67	0.095 2,41	0.045 1,14		0.080 2,03	0.020 0,51	0.060 1,52
1008LS	0.115 2,92	0.110 2,79	0.080 2,03	0.020 0,51	0.080 2,03	0.020 0,51	0.060 1,52



# 1206CS



Part number	Inductance (nH)	Percent tolerance*	Q min	SRF min (MHz)	DCR max (Ohms)	Irms (mA)
1206CS-030XJEC	3.3 @ 100 MHz	5	30 @ 300 MHz	6200	0.050	1000
1206CS-060XJEC	6.8 @ 100 MHz	5	30 @ 300 MHz	5500	0.070	1000
1206CS-100XJEC	10 @ 100 MHz	5	40 @ 300 MHz	4000	0.080	1000
1206CS-120X_EC	12 @ 100 MHz	5,2	40 @ 300 MHz	3200	0.080	1000
1206CS-150X_EC	15 @ 100 MHz	5,2	40 @ 300 MHz	3200	0.100	1000
1206CS-180X_EC	18 @ 100 MHz	5,2	50 @ 300 MHz	2800	0.100	1000
1206CS-220X_EC	22 @ 100 MHz	5,2	50 @ 300 MHz	2200	0.100	1000
1206CS-270X_EC	27 @ 100 MHz	5,2	50 @ 300 MHz	1800	0.110	1000
1206CS-330X_EC	33 @ 100 MHz	5,2	55 @ 300 MHz	1800	0.110	1000
1206CS-390X_EC	39 @ 100 MHz	5,2	55 @ 300 MHz	1800	0.120	1000
1206CS-470X_EC	47 @ 100 MHz	5,2	55 @ 300 MHz	1500	0.130	1000
1206CS-560X_EC	56 @ 100 MHz	5,2,1	55 @ 300 MHz	1450	0.140	1000
1206CS-680X_EC	68 @ 100 MHz	5,2,1	55 @ 300 MHz	1200	0.260	900
1206CS-820X_EC	82 @ 100 MHz	5,2,1	55 @ 300 MHz	1200	0.210	900
1206CS-101X_EC	100 @ 100 MHz	5,2,1	55 @ 300 MHz	1100	0.260	850
1206CS-121X_EC	120 @ 100 MHz	5,2,1	60 @ 300 MHz	1100	0.260	800
1206CS-151X_EC	150 @ 100 MHz	5,2,1	60 @ 300 MHz	950	0.310	750
1206CS-181X_EC	180 @ 100 MHz	5,2,1	60 @ 300 MHz	900	0.430	700
1206CS-221X_EC	220 @ 100 MHz	5,2,1	60 @ 300 MHz	760	0.500	670
1206CS-271X_EC	270 @ 100 MHz	5,2,1	55 @ 300 MHz	730	0.560	630
1206CS-331X_EC	330 @ 100 MHz	5,2,1	45 @ 150 MHz	650	0.620	590
1206CS-391X_EC	390 @ 100 MHz	5,2,1	45 @ 150 MHz	600	0.750	530
1206CS-471X_EC	470 @ 100 MHz	5,2,1	45 @ 150 MHz	550	1.30	490
1206CS-561X_EC	560 @ 100 MHz	5,2,1	45 @ 150 MHz	470	1.34	460
1206CS-621X_EC	620 @ 100 MHz	5,2,1	45 @ 150 MHz	470	1.58	460
1206CS-681X_EC	680 @ 100 MHz	5,2,1	45 @ 150 MHz	450	1.58	430
1206CS-751X_EC	750 @ 100 MHz	5,2,1	45 @ 150 MHz	440	2.25	320
1206CS-821X_EC	820 @ 100 MHz	5,2,1	45 @ 150 MHz	420	1.82	400
1206CS-911X_EC	910 @ 100 MHz	5,2,1	45 @ 150 MHz	410	2.95	310
1206CS-102X_EC	1000 @ 100 MHz	5,2,1	45 @ 150 MHz	400	2.80	320
1206CS-122X_EC	1200 @ 100 MHz	5,2,1	45 @ 150 MHz	380	3.20	300



# 1812CS



Part number	Inductance (µH)	Percent tolerance*	Q typ	SRF min (MHz)	DCR max (Ohms)	Irms (mA)
1812CS-102XJLC	1.0 @ 7.9 MHz	5	60 @ 50 MHz	310	1.2	480
1812CS-122XJLC	1.2 @ 7.9 MHz	5	62 @ 50 MHz	230	1.2	480
1812CS-152X_LC	1.5 @ 7.9 MHz	5,2	65 @ 50 MHz	210	1.6	430
1812CS-182XJLC	1.8 @ 7.9 MHz	5	68 @ 50 MHz	190	2.0	380
1812CS-222X_LC	2.2 @ 7.9 MHz	5,2	63 @ 50 MHz	170	2.2	340
1812CS-272X_LC	2.7 @ 7.9 MHz	5,2	63 @ 50 MHz	160	3.2	300
1812CS-332X_LC	3.3 @ 7.9 MHz	5,2	65 @ 50 MHz	145	3.8	270
1812CS-392X_LC	3.9 @ 7.9 MHz	5,2	69 @ 50 MHz	130	5.0	240
1812CS-472XJLC	4.7 @ 7.9 MHz	5	63 @ 50 MHz	115	5.4	230
1812CS-562XJLC	5.6 @ 7.9 MHz	5	59 @ 50 MHz	100	5.7	220
1812CS-682XJLC	6.8 @ 7.9 MHz	5	60 @ 50 MHz	90	6.6	210
1812CS-822X_LC	8.2 @ 7.9 MHz	5,2	47 @ 50 MHz	80	7.0	200
1812CS-103XJLC	10 @ 7.9 MHz	5	36 @ 50 MHz	70	7.7	190
1812CS-123XJLC	12 @ 7.9 MHz	5	35 @ 50 MHz	60	8.7	180
1812CS-153X_LC	15 @ 7.9 MHz	5,2	34 @ 50 MHz	50	9.6	170
1812CS-183XJLC	18 @ 7.9 MHz	5	30 @ 50 MHz	45	10.5	160
1812CS-223X_LC	22 @ 7.9 MHz	5,2	32 @ 50 MHz	40	11.5	155
1812CS-273XJLC	27 @ 7.9 MHz	5	29 @ 50 MHz	30	12.5	150
1812CS-333X_LC	33 @ 7.9 MHz	5,2	20 @ 50 MHz	20	13.5	145

# TA78xx/PA669x



Part number	Inductance ±2% (nH)	Q typ	SRF typ (MHz)	DCR max (mOhms)	Irms (mA)
TA7849-AEC	39 @ 50 MHz	49 @ 50 MHz	2487	120	1100
TA7850-AEC	47 @ 50 MHz	55 @ 50 MHz	1875	110	1100
TA7851-AEC	56 @ 50 MHz	55 @ 50 MHz	1908	126	920
TA7852-AEC	68 @ 50 MHz	55 @ 50 MHz	1972	149	900
PA6691-AEC	80 @ 50 MHz	61 @ 50 MHz	1345	140	900
PA6692-AEC	100 @ 50 MHz	62 @ 50 MHz	1245	160	860
PA6693-AEC	120 @ 50 MHz	67 @ 50 MHz	990	160	860

# HA403x-AL High Q



Part number	Inductance ±2% (nH)	Q typ	SRF typ (MHz)	DCR max (Ohms)	Irms (mA)
HA4031-ALC	150 @ 50 MHz	75 @ 50 MHz	860	0.100	1150
HA4032-ALC	180 @ 50 MHz	80 @ 50 MHz	850	0.105	1150
HA4033-ALC	220 @ 50 MHz	80 @ 50 MHz	700	0.110	940
HA4034-ALC	270 @ 50 MHz	85 @ 50 MHz	730	0.120	940
HA4035-ALC	330 @ 50 MHz	80 @ 50 MHz	600	0.135	850
HA4036-ALC	390 @ 50 MHz	80 @ 50 MHz	600	0.150	850

# 1812FS Shielded



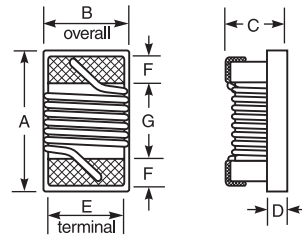
Part number	Inductance (µH)	Percent tolerance*	Q min	DCR max (Ohms)	SRF typ (MHz)	Isat (mA)	Irms (mA)
1812FS-102_LC	1.0	10,5	30	0.070	320	3100	2950
1812FS-122_LC	1.2	10,5	35	0.110	280	2800	2600
1812FS-152_LC	1.5	10,5	20	0.105	200	2100	2850
1812FS-222_LC	2.2	10,5	30	0.120	175	1800	2700
1812FS-242_LC	2.4	10,5	25	0.175	160	1900	2050
1812FS-272_LC	2.7	10,5	30	0.200	165	1400	2100
1812FS-332_LC	3.3	10,5	33	0.185	160	1400	1900
1812FS-392_LC	3.9	10,5	32	0.195	145	1300	1700
1812FS-472_LC	4.7	10,5	28	0.15	125	1000	1800
1812FS-562_LC	5.6	10,5	35	0.40	110	1000	1650
1812FS-682_LC	6.8	10,5	35	0.35	110	850	1450
1812FS-103_LC	10	10,5	35	0.55	90	710	1400
1812FS-153_LC	15	10,5	40	0.75	75	680	1150
1812FS-223_LC	22	10,5	45	0.85	15	600	855
1812FS-333_LC	33	10,5	45	1.1	10	540	820
1812FS-393_LC	39	10,5	45	1.1	9.8	500	710
1812FS-473_LC	47	10,5	45	1.2	8.0	390	645
1812FS-683_LC	68	10,5	45	1.8	14.2	260	650
1812FS-104_LC	100	10,5	45	2.5	4.5	260	520
1812FS-154_LC	150	10,5	40	3.8	3.4	220	475
1812FS-224_LC	220	10,5	45	5.4	3.0	180	390
1812FS-274_LC	270	10,5	35	6.5	2.0	150	350
1812FS-334_LC	330	10,5	45	6.8	3.0	150	310
1812FS-394_LC	390	10,5	35	7.6	2.6	140	310
1812FS-474_LC	470	10,5	35	8.7	2.10	130	280
1812FS-564_LC	560	10,5	20	11.2	1.60	110	280
1812FS-684_LC	680	10,5	25	12.7	1.90	100	250
1812FS-824_LC	820	10,5	25	16.8	1.45	90	210
1812FS-105_LC	1000	10,5	30	19.5	1.68	90	160

# 1812LS



Part number	Inductance ±5% (µH)	Q min	SRF typ (MHz)	DCR max (Ohms)	Irms (mA)
1812LS-123XJLC	12 @ 2.5 MHz	42 @ 2.5 MHz	85	2.0	310
1812LS-153XJLC	15 @ 2.5 MHz	42 @ 2.5 MHz	70	2.5	290
1812LS-183XJLC	18 @ 2.5 MHz	45 @ 2.5 MHz	52	2.8	270
1812LS-223XJLC	22 @ 2.5 MHz	45 @ 2.5 MHz	58	3.2	260
1812LS-273XJLC	27 @ 2.5 MHz	45 @ 2.5 MHz	46	3.6	240
1812LS-333XJLC	33 @ 2.5 MHz	45 @ 2.5 MHz	40	4.0	230
1812LS-393XJLC	39 @ 2.5 MHz	45 @ 2.5 MHz	30	4.5	210
1812LS-473XJLC	47 @ 2.5 MHz	42 @ 2.5 MHz	24	5.0	200
1812LS-563XJLC	56 @ 2.5 MHz	42 @ 2.5 MHz	20	5.5	190
1812LS-683XJLC	68 @ 2.5 MHz	40 @ 2.5 MHz	16	6.0	180
1812LS-823XJLC	82 @ 2.5 MHz	40 @ 2.5 MHz	13.5	7.0	170
1812LS-104XJLC	100 @ 2.5 MHz	40 @ 2.5 MHz	12.0	8.0	150
1812LS-124XJLC	120 @ 0.79 MHz	33 @ 0.79 MHz	14.5	11.5	135
1812LS-154XJLC	150 @ 0.79 MHz	36 @ 0.79 MHz	11.3	13.0	125
1812LS-184XJLC	180 @ 0.79 MHz	36 @ 0.79 MHz	9.3	14.2	120
1812LS-224XJLC	220 @ 0.79 MHz	38 @ 0.79 MHz	7.6	16.2	115
1812LS-274XJLC	270 @ 0.79 MHz	38 @ 0.79 MHz	8.3	20.5	105
1812LS-334XJLC	330 @ 0.79 MHz	38 @ 0.79 MHz	7.0	22.5	100
1812LS-394XJLC	390 @ 0.79 MHz	38 @ 0.79 MHz	5.2	24.5	90
1812LS-474XJLC	470 @ 0.79 MHz	38 @ 0.79 MHz	4.4	26.5	85
1812LS-564XJLC	560 @ 0.79 MHz	33 @ 0.79 MHz	2.8	28.5	75
1812LS-684XJLC	680 @ 0.79 MHz	25 @ 0.79 MHz	2.3	38.0	60
1812LS-824XJLC	820 @ 0.79 MHz	25 @ 0.79 MHz	2.1	41.0	55
1812LS-105XJLC	1000 @ 0.79 MHz	30 @ 0.79 MHz	1.9	44.0	50

\* Bold numbers indicate tolerances carried in stock. When ordering, please replace underscore in part number with the proper tolerance code: F = 1%, G = 2%, J = 5%, K = 10%. (e.g. 1206CS-560XFEC for a 1% tolerance part.)



## Dimensions (inches mm)

Series	A max	B max	C max	D ref	E	F	G
1206CS	0.140 3.56	0.085 2.16	0.060 1.52	0.020 0.51	0.056 1.42	0.020 0.51	0.080 2.03
1812CS	0.195 4.95	0.150 3.81	0.135 3.43	0.070 1.78	0.100 2.54	0.025 0.64	0.128 3.25
1812FS	0.231 5.87	0.196 4.98	0.150 3.81	0.107 2.72	0.100 2.54	0.025 0.64	0.128 3.25
1812LS	0.195 4.95	0.150 3.81	0.135 3.43	0.070 1.78	0.100 2.54	0.025 0.64	0.128 3.25
HA403x	0.195 4.95	0.150 3.81	0.135 3.43	0.070 1.78	0.100 2.54	0.025 0.64	0.128 3.25
PA669x	0.195 4.95	0.150 3.81	0.135 3.43	0.070 1.78	0.100 2.54	0.025 0.64	0.128 3.25
TA78xx	0.195 4.95	0.150 3.81	0.135 3.43	0.070 1.78	0.100 2.54	0.025 0.64	0.128 3.25





# Air Core Inductors

S-parameters & T-Line models Available on our web site

These tight tolerance surface mount air core inductors combine the exceptionally high Q of an air wound coil with the convenience of surface mounting. Their flat top makes them suitable for automatic placement and reflow or vapor phase processing. Solder coated leads ensure reliable soldering. The **Square Air Core Inductors** are available in seven sizes and offer Q factors up to 230 and current handling as high as 5.7 Amps. The **GA309x** Inductors have high current ratings and low DCR. The **VS Series** have the highest current ratings and the lowest DCR. These inductors are the perfect solution for high-current IF/RF applications that require non-magnetic parts.

## Small Square Inductors

Part number	Inductance ±5% (nH)	Percent tolerance*	Q typ	Test freq (MHz)	SRF typ (GHz)	DCR max (mOhms)	Irms (A)
0806SQ-5N5_LC	5.5	5.2	60	400	4.9	3.4	2.9
0806SQ-6N0_LC	6.0	5.2	64	400	5.2	6.0	2.9
0806SQ-8N9_LC	8.9	5.2	90	400	4.3	7.0	2.9
0806SQ-12N_LC	12.3	5.2	90	400	4.8	8.0	2.9
0806SQ-16N_LC	15.7	5.2	90	400	4.4	9.0	2.9
0806SQ-19N_LC	19.4	5.2	90	400	4.0	10.0	2.9
0807SQ-6N9_LC	6.9	5.2	100	400	4.6	6.0	2.7
0807SQ-10N_LC	10.2	5.2	100	400	4.0	7.0	2.7
0807SQ-11N_LC	11.2	5.2	90	400	3.6	6.3	2.7
0807SQ-14N_LC	13.7	5.2	100	400	4.3	8.0	2.7
0807SQ-17N_LC	17.0	5.2	100	400	4.0	9.0	2.7
0807SQ-22N_LC	22.0	5.2	100	400	3.5	10.0	2.7
0908SQ-8N1_LC	8.1	5.2	130	400	5.2	6.0	4.4
0908SQ-12N_LC	12.1	5.2	130	400	4.3	7.0	4.4
0908SQ-14N_LC	14.7	5.2	90	400	3.0	7.2	4.4
0908SQ-17N_LC	16.6	5.2	130	400	3.4	8.0	4.4
0908SQ-22N_LC	21.5	5.2	130	400	3.7	9.0	4.4
0908SQ-23N_LC	23.0	5.2	120	400	2.6	10.0	4.4
0908SQ-25N_LC	25.0	5.2	130	400	2.5	10.0	4.4
0908SQ-27N_LC	27.3	5.2	130	400	3.2	10.0	4.4

## Square Inductors

Part number	Inductance ±5% (nH)	Percent tolerance*	Q typ	Test freq (MHz)	SRF typ (GHz)	DCR max (mOhms)	Irms (A)
1111SQ-27N_EC	27	5.2	200	400	2.60	8.1	5.5
1111SQ-30N_EC	30	5.2	200	400	2.40	8.3	5.5
1111SQ-33N_EC	33	5.2	200	400	2.30	9.5	4.8
1111SQ-36N_EC	36	5.2	200	400	2.30	9.8	4.8
1111SQ-39N_EC	39	5.2	200	400	2.20	10.0	4.8
1111SQ-43N_EC	43	5.2	200	400	2.20	10.8	4.4
1111SQ-47N_EC	47	5.2	200	400	2.20	11.3	4.4
1515SQ-47N_EC	47	5.2	230	400	1.87	6.35	4.9
1515SQ-68N_EC	68	5.2	230	400	2.13	8.60	5.5
1515SQ-82N_EC	82	5.2	230	400	1.79	9.40	5.6
2222SQ-90N_EC	90	5.2	140	50	1.15	5.50	5.0
2222SQ-111_EC	110	5.2	140	50	1.00	6.50	5.7
2222SQ-131_EC	130	5.2	140	50	1.00	7.50	5.4
2222SQ-161_EC	160	5.2	140	50	1.00	8.25	5.7
2222SQ-181_EC	180	5.2	140	50	1.10	9.50	5.0
2222SQ-221_EC	220	5.2	140	50	1.00	11.0	5.0
2222SQ-271_EC	270	5.2	140	50	0.800	12.5	4.3
2222SQ-301_EC	300	5.2	150	50	0.720	13.8	3.7
2929SQ-331_EC	330	5.2	180	50	0.660	12.5	4.7
2929SQ-361_EC	360	5.2	180	50	0.620	13.5	4.5
2929SQ-391_EC	390	5.2	180	50	0.590	14.5	4.4
2929SQ-431_EC	430	5.2	180	50	0.550	15.5	4.2
2929SQ-501_EC	500	5.2	150	50	0.485	16.5	4.3

\* When ordering, please replace underscore in part number with the proper tolerance code: G = 2%, J = 5%. (e.g. 2929SQ-501GE C for a 2% tolerance part.)

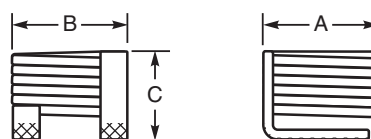
## Which chip inductor family should you use?

	Ceramic (SUFFIX, BODY SIZE)				Ferrite (SUFFIX, BODY SIZE)		
<b>Highest Q</b>	DC 0402-0603	HP 0402-0805	HQ 0403-1008	CS 0402-1812	LS 0603-1812		
<b>Lowest DCR</b>	DC 0402-0603	HP 0402-0805	DS 0201		DF 0402	AF 0201-1008	LS 0603-1812
<b>Highest current</b>	HP 0402-0805	PA 0402	HC 0603		DF 0402	AF 0201-1008	LS 0603-1812
<b>Highest L</b>	HL 0201-0603				DF 0402	LS 0603-1812	
<b>Lowest Profile</b>	CT 1005-2520				FL 1005		

## VS High Current Inductors

Part number	L ±20% (nH)	Q typ	SRF typ (MHz)	DCR (mOhms)		Irms (A)	
				typ	max	20° rise	40° rise
1010VS-23NMEC	23.5	95	923	1.05	1.20	18.0	26.0
1010VS-46NMEC	46.5	150	526	1.50	1.62	17.9	25.5
1010VS-79NMEC	79.0	135	386	1.95	2.11	17.8	25.0
1010VS-111MEC	111	150	382	2.53	2.73	15.7	22.0
1010VS-141MEC	146	140	433	3.08	3.33	14.1	19.3
1212VS-22NMEC	22.0	200	918	0.48	0.55	40.5	57.0
1212VS-42NMEC	42.0	195	557	0.70	0.77	38.0	52.0
1212VS-66NMEC	66.0	200	480	0.90	0.99	35.0	48.0
1212VS-90NMEC	90.0	175	444	1.10	1.21	33.0	45.0
1212VS-111MEC	117	165	399	1.30	1.43	32.0	44.0
2014VS-33NMEC	33	230	620	0.63	0.74	32.5	43.0
2014VS-66NMEC	66	200	413	0.90	1.00	31.5	42.5
2014VS-111MEC	108	210	320	1.20	1.34	31.0	42.0
2014VS-151MEC	155	205	296	1.44	1.60	29.4	39.7
2014VS-201MEC	202	200	262	1.70	1.82	26.3	35.8
2014VS-251MEC	257	200	230	1.94	2.15	24.9	34.5

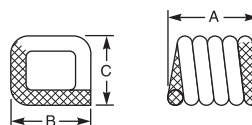
### 1010VS, 1212VS, 2014VS



### Dimensions (inches mm)

Series	A	B	C
1010VS	0.394 10.0	0.394 10.0	0.142 - 0.240 3.60 - 6.10
1212VS	0.472 12.0	0.453 11.5	0.260 - 0.445 6.60 - 11.3
2014VS	0.770 19.56	0.535 13.60	0.236 - 0.449 5.99 - 11.4

### 0806SQ, 0807SQ, 0908SQ, 1111SQ, 1515SQ, 2222SQ, 2929SQ



### Dimensions (inches mm)

Series	A max	B max	C max
0806SQ	0.053 - 0.102 1.346 - 2.591	0.072 1.829	0.055 1.397
0807SQ	0.051 - 0.102 1.295 - 2.591	0.072 1.829	0.060 1.524
0908SQ	0.058 - 0.117 1.473 - 2.972	0.084 2.134	0.072 1.829
1111SQ	0.105 - 0.130 2.67 - 3.30	0.105 2.67	0.110 2.79
1515SQ	0.160 - 0.230 4.06 - 5.84	0.140 3.56	0.147 3.73
2222SQ	0.205 - 0.470 5.21 - 11.94	0.215 - 0.225 5.46 - 5.72	0.224 5.69
2929SQ	0.550 14.10	0.295 7.49	0.285 7.24




# Air Core Inductors

S-parameters & T-Line models  
Available on our web site

Q200  
125°

## Micro



Part number	Turns	L (nH)	Percent tolerance*	Q min	Test freq (MHz)	SRF min (GHz)	DCR max (mOhms)	I <sub>rms</sub> (A)
0906-2_LC	2	1.65	10,5,2	100	800	10.0	4.0	1.6
0906-3_LC	3	2.55	5,2,1	100	800	8.2	5.0	1.6
0906-4_LC	4	3.85	5,2,1	100	800	7.5	6.0	1.6
0906-5_LC	5	5.40	5,2,1	100	800	7.0	8.0	1.6
1606-6_LC	6	5.60	5,2,1	100	800	6.5	9.0	1.6
1606-7_LC	7	7.15	5,2,1	100	800	6.0	10	1.6
1606-8_LC	8	8.80	5,2,1	100	800	6.0	12	1.6
1606-9_LC	9	9.85	5,2,1	100	800	5.2	13	1.6
1606-10_LC	10	12.55	5,2,1	100	800	4.6	14	1.6

Q200  
85°

## Low Profile Mini



Part number	Turns	L (nH)	Percent tolerance*	Q min	Test freq (MHz)	SRF min (GHz)	DCR max (mOhms)	I <sub>rms</sub> (A)
1508-5N5_LC	3	5.5	5,2	115	250	5.0	2.6	4.0
1508-9N0_LC	4	9.0	5,2	120	250	4.0	3.4	4.0
1508-13N_LC	5	13.0	5,2	100	250	3.0	3.9	4.0
2508-16N_LC	7	16.0	5,2	110	250	3.0	5.2	4.0
2508-18N_LC	8	18.0	5,2	110	250	2.9	6.0	4.0
2508-23N_LC	9	23.0	5,2	110	250	2.6	6.8	4.0
2508-27N_LC	10	27.0	5,2	110	250	2.3	7.9	4.0

Q200  
125°


## Mini AOxT, B06T



Part number	Turns	L (nH)	Percent tolerance*	Q min	Test freq (MHz)	SRF min (GHz)	DCR max (mOhms)	I <sub>rms</sub> (A)
A01TKLC	1	2.5	10	145	150	12.5	1.1	4.0
A02T_LC	2	5.0	5,2,1	140	150	6.5	1.8	4.0
A03T_LC	3	8.0	5,2,1	140	150	5.0	2.6	4.0
A04T_LC	4	12.5	5,2,1	137	150	3.3	3.4	4.0
A05T_LC	5	18.5	5,2,1	132	150	2.5	3.9	4.0
B06T_LC	6	17.5	5,2,1	100	150	2.2	4.5	4.0
B07T_LC	7	22.0	5,2,1	102	150	2.1	5.2	4.0
B08T_LC	8	28.0	5,2,1	105	150	1.8	6.0	4.0
B09T_LC	9	35.5	5,2,1	112	150	1.5	6.8	4.0
B10T_LC	10	43.0	5,2,1	106	150	1.2	7.9	4.0

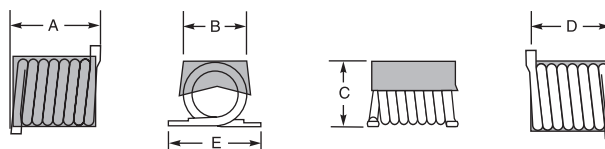
Q200  
125°

## Midi



Part number	L (nH)	Percent tolerance*	Q typ	Q min	Test freq (MHz)	SRF min (GHz)	DCR max (mOhms)	I <sub>rms</sub> (A)
1812SMS-22N_LC	22	5,2	135	100	150	3.2	4.2	3.0
1812SMS-27N_LC	27	5,2	135	100	150	2.7	4.0	3.5
1812SMS-33N_LC	33	5,2	130	100	150	2.5	4.8	3.0
1812SMS-39N_LC	39	5,2	135	100	150	2.1	4.4	3.0
1812SMS-47N_LC	47	5,2	135	100	150	2.1	5.6	3.0
1812SMS-56N_LC	56	5,2	125	100	150	1.5	6.2	3.0
1812SMS-68N_LC	68	5,2	120	100	150	1.5	8.2	2.5
1812SMS-82N_LC	82	5,2	120	100	150	1.3	9.4	2.5
1812SMS-R10_LC	100	5,2	115	100	150	1.2	12.3	1.7
1812SMS-R12_LC	120	5,2	125	100	150	1.1	17.3	1.5
1812SMS-R15_LC	150	5,2	145	100	150	0.75	33.0	1.2

\* When ordering, please replace underscore in part number with the proper tolerance code: F = 1%, G = 2%, J = 5%, K = 10%.  
(e.g. B10TGLC for a 2% tolerance part.)



### Dimensions (inches mm)

Series	A max	B	C max	D	E max
0906	0.095 2,41	0.055±0.010 1,40±0,25	0.060 1,52	0.072±0.010 1,83±0,25	0.135 3,43
1508	0.155 3,94	0.135 3,43	0.079 2,01	0.115±0.010 2,92±0,25	0.165 4,19
1606	0.165 4,19	0.055±0.010 1,40±0,25	0.062 1,58	0.144±0.012 3,66±0,30	0.135 3,43
1812	0.195 4,95	0.140±0.010 3,56±0,25	0.165 4,20	0.170±0.015 4,32±0,39	0.250 6,35
2508	0.270 6,86	0.135 3,43	0.079 2,01	0.230±0.015 5,84±0,25	0.165 4,19
AOxT	0.155 3,94	0.110±0.010 2,80±0,25	0.124 3,15	0.115±0.010 2,92±0,25	0.175 4,45
BxxT	0.270 6,86	0.110±0.010 2,80±0,25	0.124 3,15	0.230±0.015 5,84±0,25	0.175 4,45

Q200  
125°

## Maxi



Part number	L (nH)	Percent tolerance*	Q typ	Q min	Test freq (MHz)	SRF min (GHz)	DCR max (mOhms)	Irms (A)
132-09SM_LD	90	5,2	114	95	50	1.140	15	3.5
132-10SM_LD	111	5,2	104	87	50	1.020	15	3.5
132-11SM_LD	130	5,2	104	87	50	0.900	20	3.0
132-12SM_LD	169	5,2	114	95	50	0.875	25	3.0
132-13SM_LD	206	5,2	114	95	50	0.800	30	3.0
132-14SM_LD	222	5,2	110	92	50	0.730	35	3.0
132-15SM_LD	246	5,2	114	95	50	0.685	35	3.0
132-16SM_LD	307	5,2	114	95	50	0.660	35	3.0
132-17SM_LD	380	5,2	114	95	50	0.590	50	2.5
132-18SM_LD	422	5,2	114	95	50	0.540	60	2.5
132-19SM_LD	491	5,2	114	95	50	0.535	65	2.0
132-20SM_LD	538	5,2	104	87	50	0.490	90	2.0

## GA309x/WA309x High Current



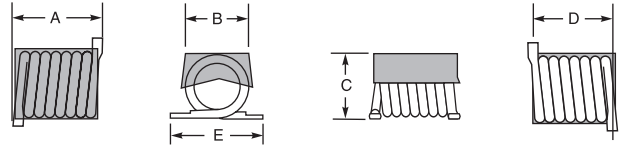
Part number	L (nH) ±5%	Q typ	Test freq (MHz)	SRF typ (GHz)	DCR max (mOhms)	Irms (A)
GA3092-ALC	3.7	100	150	17.5	2.0	7.0
GA3093-ALC	6.6	100	150	4.0	2.0	7.0
GA3094-ALC	12.0	140	150	2.4	2.0	7.0
GA3095-ALC	17.5	140	150	2.2	2.0	7.0
WA3096-ALC	22.0	160	150	2.6	2.5	7.0
WA3097-ALC	30.0	160	150	2.0	3.0	7.0

## Mini 1512SP, 2712SP



NEW!

Part number	L (nH)	Percent tolerance*	Q min	SRF typ (GHz)	DCR max (mOhm)	Irms max (A)	Weight (mg)
1512SP-2N5K1EC	2.5	10	80	14.0	1.0	11.1	37.8
1512SP-2N7K1EC	2.7	10	80	14.0	3.0	8.4	16.6
1512SP-4N7K2EC	4.7	5,2,1	80	18.0	2.0	9.4	51.3
1512SP-5N6K2EC	5.6	5,2,1	80	18.0	3.2	6.6	33.9
1512SP-6N8K3EC	6.8	5,2,1	80	6.4	2.1	9.8	78.4
1512SP-8N2K3EC	8.2	5,2,1	80	7.2	2.9	7.4	57.2
1512SP-10NK4EC	10.0	5,2,1	80	3.4	2.5	9.2	94.8
1512SP-12NK4EC	12.0	5,2,1	80	4.1	3.5	8.0	80.2
1512SP-15NK4EC	15.0	5,2,1	80	4.5	5.0	5.9	55.8
1512SP-18NK4EC	18.0	5,2,1	80	5.2	9.3	3.7	34.2
1512SP-22NK5EC	22.0	5,2,1	80	3.1	5.3	5.2	64.0
1512SP-27NK5EC	27.0	5,2,1	80	4.2	10.6	3.5	37.5
1512SP-33NK6EC	33.0	5,2,1	80	2.8	8.6	3.9	50.7
1512SP-43NK7EC	43.0	5,2,1	80	2.1	10.6	4.3	55.5
1512SP-51NK7EC	51.0	5,2,1	80	2.1	14.5	2.7	48.0
1512SP-62NK8EC	62.0	5,2,1	80	1.8	15.5	2.7	51.1
2712SP-10NK4EC	10.0	5,2,1	85	6.6	3.1	10.3	89.5
2712SP-12NK5EC	12.0	5,2,1	85	5.8	3.4	7.8	102.5
2712SP-15NK6EC	15.0	5,2,1	85	4.9	3.3	8.2	142.6
2712SP-18NK7EC	18.0	5,2,1	85	3.9	3.5	7.9	156.2
2712SP-22NK7EC	22.0	5,2,1	85	3.9	4.5	7.0	132.4
2712SP-27NK8EC	27.0	5,2,1	85	3.1	5.0	6.6	144.0
2712SP-33NK8EC	33.0	5,2,1	85	3.3	7.4	5.1	98.5
2712SP-39NK9EC	39.0	5,2,1	90	2.7	6.8	4.6	133.3
2712SP-47NK0EC	47.0	5,2,1	90	2.4	8.0	4.8	141.6
2712SP-51NK0EC	51.0	5,2,1	95	2.4	9.25	4.1	117.9
2712SP-56NK0EC	56.0	5,2,1	95	2.6	15.5	2.9	79.3
2712SP-68NK1EC	68.0	5,2,1	100	2.3	16.0	3.1	85.9
2712SP-82NK3EC	82.0	5,2,1	100	1.9	14.7	2.8	118.3
2712SP-101K4EC	100.0	5,2,1	100	1.8	19.0	2.3	103.2
2712SP-121K4EC	120.0	5,2,1	100	1.6	26.5	2.3	87.9
2712SP-151K6EC	150.0	5,2,1	100	1.4	29.0	2.2	95.6



### Dimensions (inches mm)

Series	A max	B	C max	D	E max
132	0.415 10,55	0.240 ±0.015 6,10 ±0,38	0.235 5,97	0.314 ±0.020 7,98 ±0,51	0.260 6,60
1512±2.5 nH	0.155 3,94	0.110 ±0.010 2,79 ±0,25	0.130 3,30	0.115 ±0.010 2,92 ±0,25	0.175 4,45
1512±2.7 nH	0.155 3,94	0.110 ±0.010 2,79 ±0,25	0.124 3,15	0.115 ±0.010 2,92 ±0,25	0.175 4,45
2712	0.270 6,86	0.110 ±0.010 2,79 ±0,25	0.124 3,15	0.230 ±0.015 5,84 ±0,38	0.175 4,45
GA309x-AL	0.230 5,84	—	0.210 5,33	0.112 - 0.175 3,05 - 4,45	0.225 5,71
WA309x-AL	0.230 5,84	—	0.210 5,33	0.112 - 0.175 3,05 - 4,45	0.225 5,71



# Conical and Broadband Inductors

Coilcraft BCR and BCL conical inductors offer a flat bandwidth with high impedance to 40 GHz, and are ideal for use in bias tees. The BCR has a full-length cap that fully protects the coil and provides a large surface for pick and place. The BCL has "flying leads" that allows adjustment of the mounting angle. The 4310LC has a flat bandwidth to 6 GHz, making it the perfect solution for lower bandwidth, high power applications.

## BCL

Part number	Inductance $\pm 5\%$ ( $\mu\text{H}$ )	Bandwidth	DCR max (Ohms)	Irms (A) 40°C rise
BCL-221JL	0.22	10MHz-40GHz	0.10	1.20
BCL-531JL	0.53	10MHz-40GHz	0.15	1.06
BCL-122JL	1.20	10MHz-40GHz	1.05	0.270
BCL-162JL	1.65	10MHz-40GHz	0.60	0.490
BCL-232JL	2.35	10MHz-40GHz	1.61	0.270
BCL-272JL	2.75	10MHz-40GHz	0.40	0.675
BCL-632JL	6.35	10MHz-40GHz	0.92	0.480
BCL-652JL	6.50	10MHz-40GHz	0.70	0.650
BCL-802JL	8.00	10MHz-40GHz	3.39	0.230

## BCR

Part number	Inductance $\pm 5\%$ ( $\mu\text{H}$ )	Bandwidth	DCR max (Ohms)	Irms (A) 40°C rise
BCR-221JLC	0.22	10MHz-40GHz	0.10	1.20
BCR-531JLC	0.53	10MHz-40GHz	0.15	1.06
BCR-122JLC	1.20	10MHz-40GHz	1.05	0.270
BCR-162JLC	1.65	10MHz-40GHz	0.60	0.490
BCR-232JLC	2.35	10MHz-40GHz	1.61	0.270
BCR-272JLC	2.75	10MHz-40GHz	0.40	0.675
BCR-632JLC	6.35	10MHz-40GHz	0.92	0.480
BCR-652JLC	6.50	10MHz-40GHz	0.70	0.650
BCR-802JLC	8.00	10MHz-40GHz	3.39	0.230

## 1205POC

Part number	Inductance $\pm 20\%$ ( $\mu\text{H}$ )	SRF typ (MHz)	DCR (Ohms) max	Isat (mA) at 125°C	Irms (mA) 40°C rise
1205POC-682MRC	6.8	220	0.41	520	880
1205POC-103MRC	10.0	165	1.00	410	560

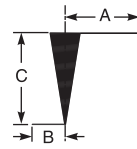
## 1210POC

Part number	Inductance $\pm 20\%$ ( $\mu\text{H}$ )	SRF typ (MHz)	DCR (Ohms) max	Isat (mA) 125°C	Irms (mA) 40°C rise
1210POC-222MRC	2.2	300	0.13	1500	1900
1210POC-682MRC	6.8	120	0.24	800	1360
1210POC-103MRC	10.0	95	0.34	660	1130
1210POC-223MRC	22.0	70	0.88	450	700

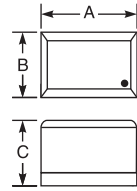
## 4310LC

Part number	Inductance $\pm 10\%$ ( $\mu\text{H}$ )	SRF (typ) (MHz)	Bandwidth	DCR (max) (mOhms)	Irms (A) 40°C rise
4310LC-132KEC	1.30	235	10MHz-6GHz	15.1	4.2
4310LC-352KEC	3.50	188	10MHz-6GHz	49.0	3.1

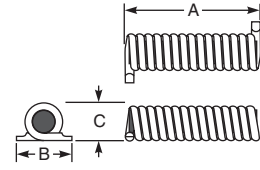
### BCL



### BCR



### 4310LC



### Dimensions (inches mm)

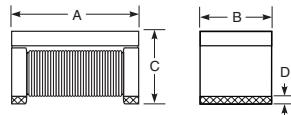
Series	A max	B max	C max
BCL-221	0.166 4,22	0.100 2,54	0.138 3,51
BCL-531	0.166 4,22	0.100 2,54	0.179 4,55
BCL-122	0.166 4,22	0.100 2,54	0.115 2,92
BCL-162	0.166 4,22	0.100 2,54	0.174 4,42
BCL-232	0.166 4,22	0.100 2,54	0.150 3,81
BCL-272	0.275 6,99	0.100 2,54	0.310 7,87
BCL-632	0.275 6,99	0.100 2,54	0.340 8,62
BCL-652	0.390 9,91	0.100 2,54	0.435 11,05
BCL-802	0.180 4,57	0.100 2,54	0.237 6,00

### Dimensions (inches mm)

Series	A max	B max	C max
BCR-221	0.220 5,59	0.150 3,81	0.160 4,06
BCR-531	0.220 5,59	0.150 3,81	0.160 4,06
BCR-122	0.120 3,05	0.100 2,54	0.110 2,79
BCR-162	0.220 5,59	0.150 3,81	0.160 4,06
BCR-232	0.220 5,59	0.150 3,81	0.160 4,06
BCR-272	0.440 11,18	0.220 5,59	0.220 5,59
BCR-632	0.440 11,18	0.220 5,59	0.220 5,59
BCR-652	0.440 11,18	0.220 5,59	0.220 5,59
BCR-802	0.220 5,59	0.150 3,81	0.160 4,06

4310LC	0.460 11,68	0.220 4,90	0.140 3,554
--------	-------------	------------	-------------

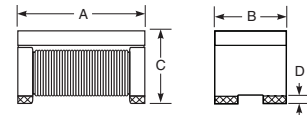
### 1205POC



### Dimensions (inches mm)

Series	A max	B max	C max
1205POC	0.126 3,20	0.055 1,40	0.093 2,36

### 1210POC



### Dimensions (inches mm)

Series	A max	B max	C max
1210POC	0.13 3,30	0.105 2,67	0.118 3,00





# SM RFID Transponder Coils

These Coilcraft transponder coils are designed for RFID applications at 125 kHz. The 4312RV and 5315TC were designed to withstand harsh mechanical shock and are well suited for use in tire pressure monitoring systems.

## 4308RV



Part number	Inductance at 125 kHz (mH)	Percent tol*	Q min	Read distance (inches/cm)	Sensitivity (mV/μT)	Matching capacitor (pF)	DCR max (Ohms)	SRF typ (kHz)
4308RV-374X_LD	0.37	5,2	26	22/55.9	9.82	4380	6.5	1800
4308RV-404X_LD	0.40	5,2	26	23/58.4	10.38	4050	7.1	5000
4308RV-704X_LD	0.70	5,2	20	25/63.5	13.96	2320	19	6600
4308RV-904X_LD	0.90	5,2	22	26/66.0	16.06	1800	21	4800
4308RV-115X_LD	1.08	5,2	24	30/76.2	17.78	1500	24	4300
4308RV-205X_LD	1.97	5,2	28	34/86.4	24.90	823	31	1750
4308RV-245X_LD	2.38	5,2	30	37/94.0	28.21	681	34	1700
4308RV-295X_LD	2.89	5,2	30	37/94.0	32.12	561	42	1900
4308RV-335X_LD	3.30	5,2	30	38/96.5	34.96	491	48	1425
4308RV-415X_LD	4.15	5,2	27	39/99.1	41.35	391	70	1620
4308RV-495X_LD	4.90	5,2	26	38/96.5	47.17	331	93	1150
4308RV-685X_LD	6.80	5,2	28	41/104.1	61.71	238	110	1080
4308RV-715X_LD	7.10	5,2	27	42/106.7	65.60	228	114	1050
4308RV-725X_LD	7.20	5,2	28	40/101.6	66.67	225	114	965
4308RV-815X_LD	8.10	5,2	28	42/106.7	75.08	200	125	965
4308RV-905X_LD	9.00	5,2	30	40/101.6	84.64	180	125	725

\* When ordering, please replace underscore in part number with the proper tolerance code: J = 5%, K = 10%. (e.g. 4308RV-905XGLD for a 2% tolerance part.)

## 4312RV Rugged



Part number	Inductance at 125 kHz (mH)	Percent tol	Q min	Read distance (inches/cm)	Sensitivity (mV/μT)	Matching capacitor (pF)	DCR max (Ohms)	SRF typ (kHz)
4312RV-404XGLD	0.40	2	21	19.65/49.91	9.14	4050	11.5	6340
4312RV-105XGLD	1.00	2	21	24.25/61.60	15.26	1621	29	4150
4312RV-245XGLD	2.38	2	26	28.35/72.01	24.72	681	55	2470
4312RV-495XGLD	4.90	2	24	32.85/83.44	42.45	331	103	1270
4312RV-725XGLD	7.20	2	30	35.05/89.03	60.02	225	128	1465
4312RV-905XGLD	9.00	2	32	35.80/91.00	78.10	180	150	1200

## 2208NF NFMI Antenna Coil



NEW!

Part number	Inductance ±5% (μH)	Q typ @10.579 MHz	SRF typ (MHz)	DCR max (mOhms)	Irms (mA) 15°C Rise
2208NF-372XJRC	3.7	80	200	710	410
2208NF-392XJRC	3.9	80	195	740	405

## 4513TC High Sensitivity



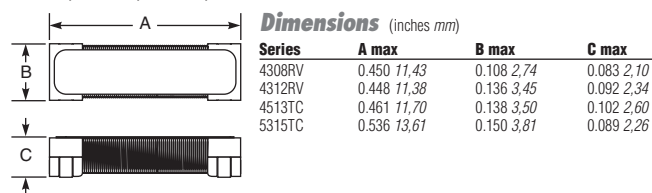
Part number	Inductance at 125 kHz (mH)	Percent tol	Q min	Read distance (inches/cm)	Sensitivity (mV/μT)	Matching capacitor (pF)	DCR max (Ohms)	SRF typ (kHz)
4513TC-404XGLD	0.40	2	29	23.90/60.71	11.76	4050	9.66	5890
4513TC-105XGLD	1.00	2	33	30.95/78.61	19.80	1621	20.6	3670
4513TC-245XGLD	2.38	2	40	36.75/93.35	32.80	681	39.0	2200
4513TC-495XGLD	4.90	2	44	38.55/97.92	54.76	331	55.8	1551
4513TC-725XGLD	7.20	2	51	44.10/112.01	76.97	225	91.0	1400

## 5315TC Rugged

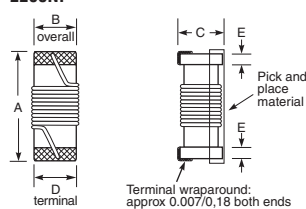


Part number	Inductance at 125 kHz (mH)	Percent tol	Q min	Read distance (inches/cm)	Sensitivity (mV/μT)	Matching capacitor (pF)	DCR max (Ohms)	SRF typ (kHz)
5315TC-374XGLD	0.37	2	8	16/40.6	8.32	4380	24	7100
5315TC-404XGLD	0.40	2	8	17/43.2	8.67	4050	25	7300
5315TC-704XGLD	0.70	2	12	21/53.3	11.43	2320	33	4500
5315TC-904XGLD	0.90	2	12	21/53.3	13.35	1800	38	3800
5315TC-105XGLD	1.00	2	12	23/58.4	14.07	1600	40	2500
5315TC-115XGLD	1.08	2	13	23/58.4	14.65	1500	40	2300
5315TC-205XGLD	1.97	2	14	25/63.5	21.28	820	70	2300
5315TC-245XGLD	2.38	2	12	26/66.0	23.97	680	80	2400
5315TC-335XGLD	3.30	2	14	27/68.6	29.70	490	95	1800
5315TC-415XGLD	4.15	2	15	29/73.7	34.95	390	103	1260
5315TC-495XGLD	4.90	2	15	28/71.1	40.00	330	150	1550
5315TC-685XGLD	6.80	2	13	30/76.2	53.87	240	180	1350
5315TC-715XGLD	7.10	2	14	30/76.2	55.41	220	176	890
5315TC-725XGLD	7.20	2	17	30/76.2	56.74	220	165	880

### 4308RV, 4312RV, 4513TC, 5315TC



### 2208NF



### Dimensions (inches mm)

Series	A max	B max	C max
2208NF	0.234 5.95	0.098 2.48	0.087 2.20

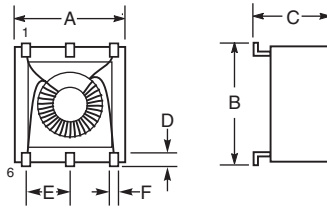


# SM Wideband RF Transformers

## PWB

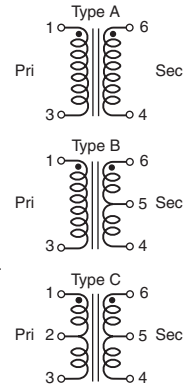


Type	Part number	Imp ratio	Bandwidth (MHz)	I <sub>rms</sub> (mA)	Insertion loss (dB)	Pins 1-3		Pins 6-4	
						L min (μH)	DCR max (Ohms)	L min (μH)	DCR max (Ohms)
A	PWB-1-ALD	1:1	0.080 - 450	250	0.60	40	0.070	40	0.070
A	PWB-1.5-ALD	1:1.5	0.030 - 300	250	0.35	110	0.080	160	0.110
A	PWB-2-ALD	1:2	0.050 - 200	250	0.25	75	0.088	150	0.120
A	PWB-4-ALD	1:4	0.150 - 500	250	0.50	25	0.075	98	0.135
A	PWB-16-ALD	1:16	0.050 - 80	250	0.35	75	0.260	1250	0.910
A	PWB1010LD	1:1	0.0035 - 125	250	0.20	780	0.320	780	0.320
A	PWB1010-1LD	1:1	0.03 - 250	250	0.20	95	0.200	95	0.200
A	PWB1015LD	1:1.5	0.07 - 225	250	0.40	51	0.130	80	0.145
A	PWB1040LD	1:4	0.15 - 400	250	0.40	25	0.115	95	0.160
B	PWB-1-BLD	1:1	0.130 - 425	250	0.40	22	0.070	22	0.070
B	PWB-1.5-BLD	1:1.5	0.500 - 250	250	0.40	140	0.100	200	0.120
B	PWB-2-BLD	1:2	0.200 - 400	250	0.35	75	0.088	150	0.130
B	PWB-4-BLD	1:4	0.140 - 700	250	0.50	25	0.075	98	0.135
B	PWB-16-BLD	1:16	0.075 - 90	250	0.30	75	0.260	1250	0.910
B	PWB2010LD	1:1	0.0035 - 125	250	0.20	780	0.320	780	0.320
B	PWB2010-1LD	1:1	0.03 - 250	250	0.20	95	0.200	95	0.200
B	PWB2040LD	1:4	0.15 - 400	250	0.40	25	0.115	95	0.160
C	PWB-1-CLD	1:1	0.100 - 300	250	0.60	22	0.070	22	0.070
C	PWB-1.5-CLD	1:1.5	0.150 - 200	250	0.30	140	0.110	200	0.120
C	PWB-2-CLD	1:2	0.130 - 285	250	0.30	75	0.105	150	0.130
C	PWB-4-CLD	1:4	0.140 - 500	250	0.50	25	0.075	98	0.135
C	PWB3010LD	1:1	0.0035 - 125	250	0.20	780	0.320	780	0.320
C	PWB3010-1LD	1:1	0.03 - 250	250	0.20	95	0.200	95	0.200
C	PWB3015LD	1:1.5	0.07 - 225	250	0.40	51	0.130	80	0.145
C	PWB3040LD	1:4	0.15 - 400	250	0.40	25	0.115	95	0.160



Dimensions (inches mm)

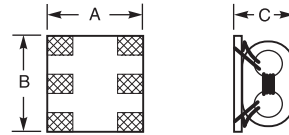
A	B	C	D	E	F
0.256 6,48	0.283 7,2	0.175 4,45	0.04 1,00	0.10 2,54	0.02 0,5



## Q200 85° WBC

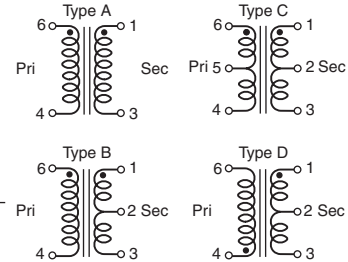


Type	Part number	Imp ratio	Bandwidth (MHz)	Insertion loss max (dB)	Pins 4-6		Pins 1-3	
					L min (μH)	DCR max (mOhms)	L min (μH)	DCR max (mOhms)
A	WBC1-1LC	1:1	0.400-600	0.40	10	120	10	120
B	WBC1-1TLC	1:1	0.250-750	0.58	9.5	75	9.5	75
B	WBC2-1TLC	1:2	0.200-500	0.50	10	120	20	150
B	WBC3-1TLC	1:3	0.300-900	0.60	9	100	27	150
B	WBC4-1TLC	1:4	0.250-750	1.0	9	55	36	120
B	WBC4-14LC	1:4	1.500-1200	2.0	2	50	8	100
B	WBC4-1WLC	1:4	0.500-1000	0.90	5	80	20	120
B	WBC4-6TLC	1:4	0.300-700	0.65	9	80	36	200
D	WBC8-1LC	1:8	0.150-600	0.60	22	120	176	310
B	WBC9-1LC	1:9	0.300-500	0.54	9	80	81	230
B	WBC16-1TLC	1:16	0.600-300	0.80	5	80	80	230
C	WBC4-4LC	1:4	0.250-800	1.0	9	60	36	120



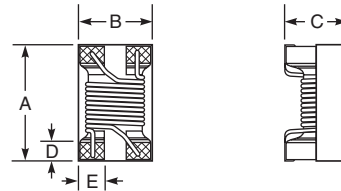
Dimensions (inches mm)

A max	B max	C max
0.175 4,45	0.165 4,19	0.120 3,05



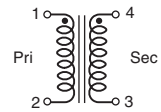
## PFD2015

Part number	Imp ratio	Bandwidth (MHz)	I <sub>rms</sub> (mA)	Insertion loss max (dB)	L/winding (μH)	Test freq (MHz)	DCR max (Ohms)	Isolation (Vrms)
PFD2015-102MEC	1:1	4.6 - 750	1130	0.5	0.80	0.100	0.165	250
PFD2015-122MEC	1:1	4.0 - 730	1060	0.4	0.96	0.100	0.175	250
PFD2015-182MEC	1:1	2.2 - 490	690	0.4	1.44	0.100	0.294	250
PFD2015-272MEC	1:1	1.5 - 410	580	0.4	2.16	0.100	0.477	250
PFD2015-332MEC	1:1	1.2 - 340	525	0.5	2.64	0.100	0.670	250
PFD2015-472MEC	1:1	0.8 - 230	370	0.4	3.76	0.100	1.00	250
PFD2015-682MEC	1:1	0.6 - 200	265	0.5	5.44	0.100	1.75	250
PFD2015-822MEC	1:1	0.5 - 174	210	0.5	6.56	0.100	2.50	250
PFD2015-103MEC	1:1	0.4 - 130	185	0.7	8.00	0.100	3.40	250



Dimensions (inches mm)

Series	A max	B max	C max	D	E
PFD2015	0.090 2,29	0.060 1,52	0.059 1,50	0.014 0,356	0.017 0,342
PFD3215	0.131 3,32	0.092 2,33	0.059 1,50	0.014 0,356	0.025 0,635




## PFD3215

Part number	Imp ratio	Bandwidth (MHz)	I <sub>rms</sub> (A)	Insertion loss max (dB)	L/winding (μH)	Test freq (MHz)	DCR max (Ohms)	Isolation (Vrms)
PFD3215-391MEC	1:1	12.6 - 645	1.39	0.6	0.31	0.100	0.070	250
PFD3215-102MEC	1:1	4.0 - 500	1.20	0.4	0.80	0.100	0.123	250
PFD3215-182MEC	1:1	2.2 - 300	0.85	0.5	1.4	0.100	0.250	250
PFD3215-222MEC	1:1	2.0 - 370	0.81	0.4	1.7	0.100	0.265	250
PFD3215-332MEC	1:1	1.2 - 310	0.78	0.6	2.6	0.100	0.360	250
PFD3215-472MEC	1:1	0.9 - 250	0.72	0.5	3.7	0.100	0.450	250
PFD3215-682MEC	1:1	0.8 - 150	0.57	0.5	5.4	0.100	0.630	250
PFD3215-103MEC	1:1	0.4 - 150	0.38	0.5	8.0	0.100	1.25	250

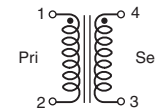
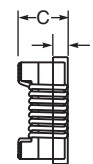
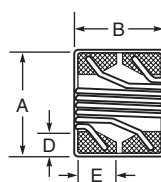


# SM/TH Wideband Transformers

## 1812WBT



Part number	Imp ratio	Bandwidth (MHz)	I <sub>rms</sub> (mA)	Insertion loss (dB)	L/winding (μH)	Test freq (MHz)	DCR max (Ohms)	Isolation (Vrms)
1812WBT-1LC	1:1	0.340 - 22	200	<1	14	10	4.8	50
1812WBT-2LC	1:1	0.800 - 60	400	<1	5.3	10	1.8	50
1812WBT-3LC	1:1	4 - 200	500	<1	1.25	50	0.7	50
1812WBT-4LC	1:1	11 - 480	700	<1	0.22	50	0.3	50
1812WBT-5LC	1:1	48 - 645	700	<1.5	0.09	50	0.15	50
1812WBT1.5-1LC	1.5:1	1.3 - 100	400	0.5	5.0/3.3	10	1.05/0.87	50
1812WBT1.5-2LC	1.5:1	2.75 - 135	500	0.5	2.5/1.6	10	0.74/0.58	50
1812WBT1.5-3LC	1.5:1	7.2 - 200	500	0.75	1.0/0.6	10	0.43/0.34	50
1812WBT1.5-4LC	1.5:1	38 - 535	700	2.25	0.144/0.090	10	0.18/0.14	50
1812WBT2-1LC	2:1	0.800 - 23	200	<1.5	13.80/6.90	10	4.6/3.2	50
1812WBT2-2LC	2:1	2.2 - 65	400	<1.5	5.850/2.925	10	1.25/0.95	50
1812WBT2-3LC	2:1	4 - 105	600	<1.5	2.60/1.30	10	0.52/0.42	50
1812WBT2-4LC	2:1	11 - 200	700	<1.5	0.910/455	50	0.27/0.23	50



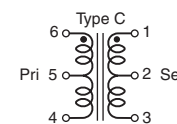
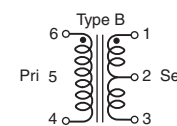
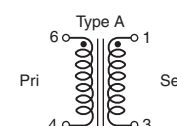
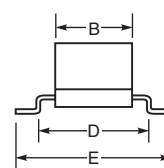
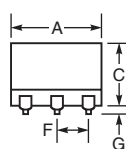
### Dimensions (inches mm)

A max	B max	C max	D	E	F
0.195 4,95	0.150 3,81	0.135 3,43	0.030 0,76	0.040 1,02	0.070 1,78

## WB, WBT



Type	SM part number	TH part number	Imp ratio	Bandwidth (MHz)	Pins 4-6		Pins 1-3	
					L min (μH)	DCR max (mOhms)	L min (μH)	DCR max (mOhms)
A	WB1-1SLD	WB1-1L	1:1	0.150 - 500	27	75	27	75
A	WB1-6SLD	WB1-6L	1:1	0.100 - 350	25	100	25	100
A	WB1.18-3SLD	WB1.18-3L	1:1.18	0.040 - 300	90	300	108	330
A	WB1.5-6SLD	WB1.5-6L	1:1.5	0.050 - 325	56	120	84	150
A	WB2-1-2WSLD	WB2-1-2WL	1:2	0.080 - 700	38	100	75	150
A	WB2.5-6SLD	WB2.5-6L	1:2.5	0.080 - 225	30	100	75	130
A	WB4-6SLD	WB4-6L	1:4	0.100 - 125	25	100	100	200
A	WB9-1SLD	WB9-1L	1:9	0.125 - 125	25	100	225	250
A	WB16-1SLD	WB16-1L	1:16	0.050 - 100	56	75	896	330
A	WB36-1SLD	WB36-1L	1:36	0.100 - 45	25	50	900	180
B	WB1-1TSLD	WB1-1TL	1:1	0.100 - 375	25	100	25	100
B	WB1-6TSLD	WB1-6TL	1:1	0.050 - 200	70	150	70	150
B	WB2-1TSLD	WB2-1TL	1:2	0.070 - 400	38	100	75	150
B	WB2.5-6TSLD	WB2.5-6TL	1:2.5	0.050 - 125	56	120	140	200
B	WB3-1TSLD	WB3-1TL	1:3	0.040 - 500	96	110	270	200
B	WB4-1HSLD	WB4-1HL	1:4	0.100 - 500	25	120	100	160
B	WB4-6TSLD	WB4-6TL	1:4	0.050 - 200	43	120	172	160
B	WB5-1TSLD	WB5-1TL	1:5	0.050 - 400	48	220	240	500
B	WB8-1TSLD	WB8-1TL	1:8	0.150 - 400	18	100	144	270
B	WB13-1TSLD	WB13-1TL	1:13	0.150 - 125	17	90	221	200
B	WB16-6TSLD	WB16-6TL	1:16	0.050 - 100	56	75	896	330
C	WBT1-6SLD	WBT1-6L	1:1	0.040 - 200	70	150	70	150
C	WBT1.5-1SLD	WBT1.5-1L	1:1.5	0.040 - 350	48	150	70	180
C	WBT2.5-6SLD	WBT2.5-6L	1:2.5	0.050 - 100	70	150	175	200
C	WBT4-1SLD	WBT4-1L	1:3	0.040 - 150	45	120	135	160
C	WBT4-1ASLD	WBT4-1AL	1:4	0.040 - 350	96	110	384	220
C	WBT16-1SLD	WBT16-1L	1:16	0.100 - 100	25	100	400	300
C	WBT25-1SLD	WBT25-1L	1:25	0.100 - 65	25	100	625	350



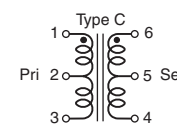
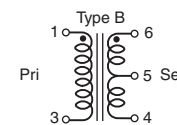
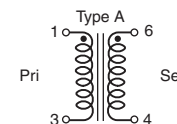
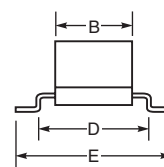
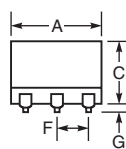
### Dimensions (inches mm)

Series	A max	B max	C max	D ref	E	F	G max
SM	0.325 8,26	0.285 7,24	0.225 5,72	0.400 10,16	0.520 13,2	0.10 2,5	0.025 0,64
TH	0.325 8,26	0.285 7,24	0.225 5,72	0.300 7,62		0.10 2,5	

## SWB



Type	SM part number	TH part number	Imp ratio	Bandwidth (MHz)	Pins 1-3		Pins 6-4	
					L min (μH)	DCR max (mOhms)	L min (μH)	DCR max (mOhms)
A	SWB1010-SMLD	SWB1010-PCL	1:1	0.005 - 100	780	320	780	320
A	SWB1010-1-SMLD	SWB1010-1-PCL	1:1	0.040 - 175	95	200	95	200
A	SWB1015-SMLD	SWB1015-PCL	1.5:1	0.100 - 150	80	145	51	130
A	SWB1040-SMLD	SWB1040-PCL	4:1	0.200 - 300	95	160	25	115
B	SWB2010-SMLD	SWB2010-PCL	1:1	0.005 - 100	780	320	780	320
B	SWB2010-1-SMLD	SWB2010-1-PCL	1:1	0.040 - 175	95	200	95	200
B	SWB2040-SMLD	SWB2040-PCL	4:1	0.200 - 300	95	160	25	115
C	SWB3010-SMLD	SWB3010-PCL	1:1	0.005 - 100	780	320	780	320
C	SWB3010-1-SMLD	SWB3010-1-PCL	1:1	0.040 - 175	95	200	95	200
C	SWB3015-SMLD	SWB3015-PCL	1.5:1	0.100 - 150	80	145	51	130
C	SWB3040-SMLD	SWB3040-PCL	4:1	0.200 - 300	95	160	25	115



### Dimensions (inches mm)

Series	A max	B max	C max	D ref	E	F	G max
SM	0.325 8,26	0.285 7,24	0.225 5,72	0.400 10,16	0.520 13,2	0.10 2,5	0.025 0,64
TH	0.325 8,26	0.285 7,24	0.225 5,72	0.300 7,62		0.10 2,5	



# Shielded SM Power Inductors

**SPICE models**  
Available on our web site

Coilcraft offers a wide variety of miniature surface mount inductors for DC-DC conversion and other power applications. If your application requires magnetic shielding, consider our PFL, EPL, XGL, XEL, XAL, XFL and LPS Inductors, or other families of shielded and toroidal inductors. The all-new **XGL Family** offers extremely low DCR and ultra-low AC losses for high switching frequencies (2 to 5 MHz). For high current applications, our SER, SLC, SLR and MLC flat-wire inductors combine high Isat ratings (>100 Amps) and exceptionally low DCR for greater efficiency. Our LPD, PFD and MSD Series of coupled inductors are suitable for SEPIC applications and can also be used as 1:1 transformers, common mode chokes (see pages 54 and 55) and two separate inductors. Unshielded power inductors are shown starting on page 41. **Designer's Kits** are available for many products to simplify your prototyping. See page 59 and order on-line at <http://www.coilcraft.com/kits>.



## PFL1005 Shielded

Part number	Inductance ±20% (µH)	DCR (Ohms)		SRF typ (MHz)	Isat (A)			Irms (A)	
		nom	max		10% drop	20% drop	30% drop	20°C rise	40°C rise
PFL1005-18NMRW	0.018	0.032	0.042	3400	2.0	2.5	2.6	1.4	2.0
PFL1005-36NMRW	0.036	0.034	0.043	2500	1.5	2.4	2.8	1.4	2.0
PFL1005-60NMRW	0.060	0.042	0.050	2100	1.3	1.9	2.1	1.2	1.6
PFL1005-101MRW	0.100	0.059	0.075	2200	1.0	1.5	1.9	1.1	1.5
PFL1005-181MRW	0.180	0.19	0.21	1250	0.70	0.88	1.1	0.90	1.2
PFL1005-271MRW	0.270	0.22	0.24	920	0.45	0.65	0.74	0.70	0.91
PFL1005-391MRW	0.390	0.45	0.51	770	0.38	0.51	0.55	0.45	0.57
PFL1005-561MRW	0.560	0.48	0.54	620	0.30	0.44	0.49	0.41	0.53
PFL1005-721MRW	0.720	0.62	0.68	560	0.28	0.40	0.45	0.37	0.47
PFL1005-102MRW	1.00	0.97	1.08	460	0.27	0.35	0.38	0.31	0.40



## PFL1609 Shielded

Part number	Inductance ±20% (µH)	DCR (Ohms)		SRF typ (MHz)	Isat (A)			Irms (A)	
		nom	max		10% drop	20% drop	30% drop	20°C rise	40°C rise
PFL1609-471MEW	0.47	0.083	0.100	650	0.76	0.99	1.20	1.0	1.3
PFL1609-561MEW	0.56	0.110	0.130	600	0.71	0.92	1.10	1.1	1.4
PFL1609-681MEW	0.68	0.145	0.170	520	0.61	0.78	0.90	1.1	1.4
PFL1609-102MEW	1.0	0.200	0.230	445	0.48	0.69	0.76	0.65	0.85
PFL1609-222MEW	2.2	0.410	0.470	130	0.30	0.39	0.47	0.48	0.63
PFL1609-472MEW	4.7	0.620	0.700	60	0.24	0.30	0.37	0.38	0.50
PFL1609-682MEW	6.8	1.00	1.20	40	0.17	0.23	0.26	0.33	0.44
PFL1609-103MEW	10	1.20	1.40	35	0.13	0.19	0.22	0.32	0.42

## PFL2010 Shielded

Part number	Inductance ±20% (µH)	DCR (Ohms)		SRF typ (MHz)	Isat (A)			Irms (A)	
		nom	max		10% drop	20% drop	30% drop	20°C rise	40°C rise
PFL2010-471MEC	0.47	0.060	0.069	630	1.2	1.6	1.8	1.5	1.9
PFL2010-681MEC	0.68	0.087	0.095	560	0.95	1.3	1.5	1.4	1.6
PFL2010-102MEC	1.0	0.189	0.208	347	0.85	1.1	1.2	0.64	0.86
PFL2010-222MEC	2.2	0.423	0.465	129	0.51	0.68	0.79	0.48	0.66
PFL2010-472MEC	4.7	0.618	0.680	66	0.33	0.49	0.57	0.42	0.56

## PFL2015 Shielded

Part number	Inductance ±20% (µH)	DCR (Ohms)		SRF typ (MHz)	Isat (A)			Irms (A)	
		nom	max		10% drop	20% drop	30% drop	20°C rise	40°C rise
PFL2015-561MEC	0.56	0.060	0.070	600	1.3	1.6	1.9	1.3	1.8
PFL2015-681MEC	0.68	0.062	0.075	460	1.2	1.6	1.8	1.1	1.5
PFL2015-102MEC	1.0	0.110	0.130	450	0.90	1.2	1.4	0.94	1.2
PFL2015-222MEC	2.2	0.175	0.210	100	0.64	0.84	1.1	0.77	1.0
PFL2015-332MEC	3.3	0.255	0.280	60	0.48	0.65	0.72	0.70	0.90
PFL2015-472MEC	4.7	0.275	0.340	50	0.45	0.62	0.70	0.60	0.77
PFL2015-682MEC	6.8	0.340	0.400	40	0.38	0.52	0.60	0.52	0.68

## PFL2510 Shielded

Part number	Inductance ±20% (µH)	DCR (Ohms)		SRF typ (MHz)	Isat (A)			Irms (A)	
		nom	max		10% drop	20% drop	30% drop	20°C rise	40°C rise
PFL2510-151MEC	0.15	0.027	0.036	970	3.4	3.9	4.1	2.2	2.9
PFL2510-221MEC	0.22	0.037	0.047	815	2.9	3.3	3.4	1.8	2.5
PFL2510-681MEC	0.68	0.060	0.070	500	1.3	1.9	2.3	1.4	1.8
PFL2510-102MEC	1.0	0.072	0.083	375	1.3	1.6	1.8	1.4	1.9
PFL2510-222MEC	2.2	0.195	0.240	310	0.85	1.1	1.3	0.83	1.1
PFL2510-332MEC	3.3	0.490	0.590	245	0.70	0.89	0.99	0.53	0.71
PFL2510-472MEC	4.7	0.760	0.900	175	0.66	0.83	0.89	0.43	0.58

## PFL2512 Shielded

Part number	Inductance ±20% (µH)	DCR (Ohms)		SRF typ (MHz)	Isat (A)			Irms (A)	
		nom	max		10% drop	20% drop	30% drop	20°C rise	40°C rise
PFL2512-681MEC	0.68	0.064	0.080	550	2.1	3.1	3.5	1.7	2.2
PFL2512-102MEC	1.0	0.080	0.092	375	1.6	2.6	2.9	1.3	1.7
PFL2512-152MEC	1.5	0.16	0.185	300	1.4	1.9	2.0	0.90	1.2
PFL2512-222MEC	2.2	0.24	0.27	225	0.87	1.4	1.7	0.87	1.0
PFL2512-332MEC	3.3	0.48	0.54	200	0.85	1.2	1.4	0.60	0.78
PFL2512-472MEC	4.7	0.77	0.85	185	0.83	1.1	1.2	0.43	0.57

## PFL3215 Shielded

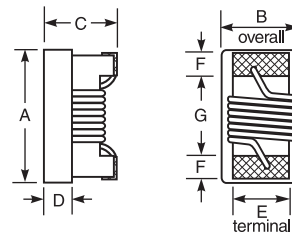
Part number	Inductance ±20% (µH)	DCR (Ohms)		SRF typ (MHz)	Isat (A)			Irms (A)	
		nom	max		10% drop	20% drop	30% drop	20°C rise	40°C rise
PFL3215-681MEC	0.68	0.028	0.033	450	2.1	2.5	2.7	1.5	2.1
PFL3215-102MEC	1.0	0.030	0.038	375	1.8	2.1	2.3	1.4	1.9
PFL3215-222MEC	2.2	0.114	0.130	250	0.95	1.2	1.4	1.1	1.4
PFL3215-332MEC	3.3	0.175	0.195	190	0.73	0.92	1.1	0.82	1.1
PFL3215-472MEC	4.7	0.332	0.372	170	0.64	0.81	0.9	0.52	0.72
PFL3215-682MEC	6.8	0.640	0.720	155	0.6	0.7	0.75	0.37	0.50
PFL3215-103MEC	10	1.29	1.34	125	0.5	0.55	0.60	0.30	0.39
PFL3215-153MEC	15	1.80	2.10	105	0.35	0.42	0.44	0.24	0.32
PFL3215-333MEC	33	1.70	1.92	13.5	0.29	0.34	0.36	0.27	0.36

## PFL4514 Shielded

Part number	Inductance ±20% (µH)	DCR (Ohms)		SRF typ (MHz)	Isat (A)			Irms (A)	
		nom	max		10% drop	20% drop	30% drop	20°C rise	40°C rise
PFL4514-102MEC	1.0	0.080	0.096	300	2.8	3.8	4.2	1.5	2.0
PFL4514-222MEC	2.2	0.115	0.135	240	1.8	2.6	3.0	1.2	1.5
PFL4514-472MEC	4.7	0.220	0.260	180	1.4	1.9	2.1	0.89	1.2
PFL4514-682MEC	6.8	0.400	0.480	170	1.1	1.5	1.7	0.86	1.2
PFL4514-103MEC	10	0.680	0.800	140	0.97	1.2	1.4	0.49	0.67
PFL4514-153MEC	15	1.140	1.350	110	0.77	0.99	1.1	0.44	0.58
PFL4514-223MEC	22	2.330	2.750	75	0.59	0.74	0.79	0.31	0.41

## PFL4517 Shielded

Part number	Inductance ±20% (µH)	DCR (Ohms)		SRF typ (MHz)	Isat (A)			Irms (A)	
		nom	max		10% drop	20% drop	30% drop	20°C rise	40°C rise
PFL4517-681MEC	0.68	0.040	0.050	375	4.1	6.0	6.5	1.9	2.7
PFL4517-102MEC	1.0	0.050	0.060	300	3.5	4.8	5.3	1.7	2.3
PFL4517-222MEC	2.2	0.078	0.095	235	2.7	4.0	4.2	1.4	1.8
PFL4517-332MEC	3.3	0.150	0.180	205	2.2	2.9	3.2	0.85	1.2
PFL4517-472MEC	4.7	0.210	0.250	185	2.0	2.7	3.0	0.80	1.1
PFL4517-562MEC	5.6	0.240	0.290	170	1.7	2.4	2.6	0.70	1.0
PFL4517-822MEC	8.2	0.390	0.460	150	1.4	2.1	2.3	0.50	0.69
PFL4517-103MEC	10	0.620	0.700	97	1.0	1.4	1.5	0.63	0.83



### Dimensions (inches mm)

Series	A max	B max	C max	D ref	E	F	G
PFL1005	0.045 1,14	0.025 0,635	0.028 0,71	0.010 0,254	0.020 0,508	0.009 0,228	0.0206 0,523
PFL1609	0.071 1,80	0.042 1,07	0.037 0,95	0.015 0,38	0.030 0,76	0.012 0,305	0.036 0,91
PFL2010	0.087 2,20	0.057 1,45	0.0394 1,0	0.015 0,38	0.050 1,27	0.012 0,305	0.056 1,42
PFL2015	0.087 2,20	0.057 1,45	0.0394 1,0	0.015 0,38	0.050 1,27	0.012 0,305	0.056 1,42
PFL2510	0.110 2,79	0.090 2,29	0.040 1,02	0.018 0,457	0.080 2,03	0.012 0,305	0.076 1,93
PFL2512	0.110 2,79	0.090 2,29	0.048 1,22	0.018 0,457	0.080 2,03	0.012 0,305	0.076 1,93
PFL3215	0.126 3,20	0.090 2,286	0.059 1,50	0.018 0,45	0.080 2,03	0.012 0,30	0.082 2,08
PFL4514	0.193 4,90	0.134 3,40	0.055 1,40	0.025 0,64	0.120 3,05	0.022 0,56	0.136 3,45
PFL4517	0.193 4,90	0.134 3,40	0.067 1,70	0.025 0,64	0.120 3,05	0.022 0,56	0.136 3,45



0200  
85°

### EPL2010 Shielded

Part number	Inductance ±20% (µH)	DCR (Ohms)		SRF typ (MHz)	Isat (A)			Irms (A)	
		nom	max		10% drop	20% drop	30% drop	20°C rise	40°C rise
EPL2010-181MLC	0.18	0.024	0.029	615	1.3	2.2	2.9	2.37	3.17
EPL2010-271MLC	0.27	0.032	0.038	412	1.2	2.1	2.6	1.76	2.31
EPL2010-421MLC	0.42	0.040	0.048	283	1.0	1.6	2.2	1.66	2.16
EPL2010-681MLC	0.68	0.058	0.070	214	0.80	1.3	2.0	1.48	1.94
EPL2010-821MLC	0.82	0.068	0.082	173	0.70	1.2	1.6	1.28	1.68
EPL2010-102MLC	1.0	0.099	0.119	145	0.65	1.0	1.35	1.04	1.36
EPL2010-152MLC	1.5	0.141	0.155	102	0.60	0.95	1.30	0.799	1.04
EPL2010-222MLC	2.2	0.202	0.222	80	0.43	0.78	1.05	0.751	0.978
EPL2010-332MLC	3.3	0.272	0.299	63	0.35	0.63	0.85	0.671	0.879
EPL2010-472MLC	4.7	0.429	0.472	50	0.30	0.47	0.65	0.527	0.680
EPL2010-682MLC	6.8	0.512	0.563	46	0.24	0.43	0.57	0.440	0.575
EPL2010-822MLC	8.2	0.827	0.910	42	0.22	0.40	0.53	0.415	0.520
EPL2010-103MLC	10	0.914	1.00	33	0.20	0.35	0.47	0.392	0.495
EPL2010-123MLC	12	1.12	1.34	32	0.15	0.26	0.35	0.380	0.480

0200  
85°

### EPL2014 Shielded

Part number	Inductance ±20% (µH)	DCR (Ohms)		SRF typ (MHz)	Isat (A)			Irms (A)	
		nom	max		10% drop	20% drop	30% drop	20°C rise	40°C rise
EPL2014-271MLC	0.27	0.030	0.036	570	1.50	2.30	2.80	2.04	2.73
EPL2014-421MLC	0.42	0.037	0.044	438	1.40	2.00	2.40	1.93	2.57
EPL2014-601MLC	0.60	0.043	0.052	290	1.20	1.80	2.25	1.83	2.43
EPL2014-821MLC	0.82	0.051	0.061	163	0.950	1.40	1.75	1.49	2.03
EPL2014-102MLC	1.0	0.059	0.071	153	0.900	1.30	1.68	1.43	1.94
EPL2014-152MLC	1.5	0.075	0.086	109	0.720	1.20	1.60	1.34	1.86
EPL2014-222MLC	2.2	0.120	0.132	80	0.600	0.980	1.30	1.07	1.42
EPL2014-332MLC	3.3	0.152	0.167	62	0.540	0.800	1.10	0.923	1.23
EPL2014-472MLC	4.7	0.231	0.254	46	0.380	0.650	0.880	0.788	1.06
EPL2014-682MLC	6.8	0.287	0.316	44	0.350	0.590	0.800	0.676	0.915
EPL2014-822MLC	8.2	0.378	0.416	39	0.290	0.500	0.680	0.640	0.849
EPL2014-103MLC	10	0.440	0.459	33	0.250	0.450	0.600	0.564	0.729

### EPL3010 Shielded

Part number	Inductance ±20% (µH)	DCR (Ohms)		SRF typ (MHz)	Isat (A)			Irms (A)	
		nom	max		10% drop	20% drop	30% drop	20°C rise	40°C rise
EPL3010-301MLC	0.30	0.040	0.045	249	1.0	1.6	2.2	1.7	2.2
EPL3010-102MLC	1.0	0.071	0.078	151	0.80	1.3	1.8	1.2	1.7
EPL3010-152MLC	1.5	0.086	0.095	116	0.68	1.1	1.6	1.2	1.6
EPL3010-222MLC	2.2	0.137	0.150	98	0.54	0.92	1.3	0.98	1.3
EPL3010-472MLC	4.7	0.278	0.306	60	0.36	0.61	0.80	0.74	0.99
EPL3010-103MLC	10	0.573	0.631	38	0.20	0.34	0.48	0.52	0.70
EPL3010-223MLC	22	1.25	1.38	27	0.18	0.30	0.42	0.35	0.47

0200  
85°

### EPL3012 Shielded

Part number	Inductance ±20% (µH)	DCR (Ohms)		SRF typ (MHz)	Isat (A)			Irms (A)	
		nom	max		10% drop	20% drop	30% drop	20°C rise	40°C rise
EPL3012-102MLC	1.0	0.060	0.066	110	0.85	1.4	2.0	1.7	2.2
EPL3012-152MLC	1.5	0.069	0.075	103	0.70	1.2	1.7	1.5	1.9
EPL3012-182MLC	1.8	0.076	0.084	92	0.65	1.1	1.6	1.4	1.8
EPL3012-222MLC	2.2	0.097	0.106	76	0.55	0.95	1.4	1.3	1.7
EPL3012-332MLC	3.3	0.136	0.150	62	0.50	0.90	1.1	1.1	1.4
EPL3012-472MLC	4.7	0.165	0.181	52	0.47	0.85	1.0	0.90	1.1
EPL3012-103MLC	10	0.316	0.348	32	0.34	0.59	0.80	0.60	0.79
EPL3012-223MLC	22	0.718	0.790	18	0.17	0.38	0.61	0.42	0.54

0200  
85°

### EPL3015 Shielded

Part number	Inductance ±20% (µH)	DCR (Ohms)		SRF typ (MHz)	Isat (A)			Irms (A)	
		nom	max		10% drop	20% drop	30% drop	20°C rise	40°C rise
EPL3015-901MLC	0.90	0.048	0.055	130	1.20	1.90	2.40	1.85	2.45
EPL3015-122MLC	1.2	0.054	0.062	105	1.00	1.60	2.05	1.80	2.40
EPL3015-152MLC	1.5	0.062	0.072	100	0.90	1.40	1.90	1.55	2.05
EPL3015-222MLC	2.2	0.082	0.094	75	0.75	1.20	1.60	1.50	2.00
EPL3015-332MLC	3.3	0.108	0.124	55	0.65	1.10	1.40	1.20	1.70
EPL3015-472MLC	4.7	0.145	0.167	50	0.55	0.90	1.20	1.00	1.40
EPL3015-682MLC	6.8	0.194	0.223	38	0.45	0.75	1.00	0.90	1.20
EPL3015-103MLC	10	0.301	0.346	32	0.35	0.59	0.81	0.76	1.00
EPL3015-153MLC	15	0.435	0.500	26	0.24	0.43	0.62	0.61	0.82
EPL3015-223MLC	22	0.576	0.662	20	0.21	0.36	0.51	0.56	0.74
EPL3015-333MLC	33	0.860	0.989	15.5	0.19	0.32	0.45	0.44	0.59

### XFL2005 Shielded

Part number	Inductance ±20% (µH)	DCR (Ohms)		SRF typ (MHz)	Isat (A)			Irms (A)	
		nom	max		10% drop	20% drop	30% drop	20°C rise	40°C rise
XFL2005-151MEC	0.15	0.085	0.098	590	1.05	1.65	1.90	1.25	1.60
XFL2005-221MEC	0.22	0.111	0.128	480	0.72	1.20	1.50	1.13	1.48
XFL2005-331MEC	0.33	0.144	0.166	380	0.65	1.05	1.30	1.00	1.30
XFL2005-471MEC	0.47	0.177	0.204	275	0.60	0.97	1.20	0.95	1.25
XFL2005-681MEC	0.68	0.215	0.247	220	0.50	0.75	0.95	0.80	1.05
XFL2005-103MEC	10.0	2.78	3.10	48	0.13	0.19	0.24	0.22	0.29

### XFL2006 Shielded

Part number	Inductance ±20% (µH)	DCR (Ohms)		SRF typ (MHz)	Isat (A)			Irms (A)	
		nom	max		10% drop	20% drop	30% drop	20°C rise	40°C rise
XFL2006-102MEC	1.0	0.153	0.169	170	0.71	1.0	1.2	0.910	1.22
XFL2006-222MEC	2.2	0.278	0.306	110	0.49	0.69	0.78	0.710	0.950
XFL2006-332MEC	3.3	0.460	0.506	88	0.42	0.56	0.66	0.550	0.720
XFL2006-472MEC	4.7	0.665	0.732	68	0.31	0.44	0.52	0.500	0.660
XFL2006-562MEC	5.6	0.75	0.825	61	0.30	0.43	0.50	0.460	0.600
XFL2006-682MEC	6.8	0.92	1.02	57	0.26	0.35	0.41	0.400	0.520
XFL2006-822MEC	8.2	1.08	1.19	51	0.24	0.33	0.39	0.370	0.490
XFL2006-103MEC	10.0	1.27	1.40	45	0.24	0.31	0.37	0.345	0.440
XFL2006-153MEC	15.0	2.02	2.22	37	0.19	0.25	0.29	0.265	0.350
XFL2006-223MEC	22.0	2.78	3.06	30.5	0.150	0.205	0.240	0.235	0.305
XFL2006-333MEC	33.0	4.45	4.90	24.0	0.110	0.150	0.180	0.160	0.205
XFL2006-473MEC	47.0	5.60	6.16	19.5	0.090	0.130	0.155	0.155	0.205
XFL2006-563MEC	56.0	6.65	7.32	16.5	0.085	0.120	0.145	0.145	0.195
XFL2006-683MEC	68.0	8.50	9.35	16.0	0.080	0.115	0.135	0.115	0.155
XFL2006-823MEC	82.0	9.25	10.18	13.5	0.065	0.090	0.115	0.125	0.165
XFL2006-104MEC	100.0	11.10	12.25	13.0	0.065	0.090	0.115	0.100	0.135

0200  
125°

### XPL2010 Shielded

Part number	Inductance ±20% (µH)	DCR (Ohms)		SRF typ (MHz)	Isat (A)			Irms (A)	
		nom	max		10% drop	20% drop	30% drop	20°C rise	40°C rise
XPL2010-101MLC	0.10	0.014	0.018	660	3.70	4.30	4.60	3.1	4.2
XPL2010-201MLC	0.20	0.024	0.027	408	2.80	3.45	3.75	2.2	2.8
XPL2010-331MLC	0.33	0.031	0.035	309	1.90	2.75	3.05	1.9	2.6
XPL2010-501MLC	0.50	0.040	0.045	218	1.80	2.35	2.64	1.7	2.3
XPL2010-681MLC	0.68	0.057	0.063	152	1.55	1.95	2.19	1.5	2.1
XPL2010-821MLC	0.82	0.068	0.075	132	1.25	1.65	1.90	1.3	1.7
XPL2010-102MLC	1.0	0.081	0.089	117	1.20	1.60	1.80	1.1	1.6
XPL2010-152MLC	1.5	0.105	0.116	80	0.950	1.30	1.50	1.0	1.4
XPL2010-222MLC	2.2	0.156	0.173	75	0.940	1.20	1.35	0.96	1.3
XPL2010-332MLC	3.3	0.207	0.228	55	0.700	0.925	1.05	0.79	1.1
XPL2010-472MLC	4.7	0.336	0.370	40	0.580	0.750	0.845	0.74	1.0
XPL2010-682MLC	6.8	0.421	0.463	33	0.450	0.620	0.725	0.64	0.87
XPL2010-822MLC	8.2	0.457	0.503	30	0.440	0.600	0.670	0.55	0.75
XPL2010-103MLC	10	0.555	0.611	28	0.390	0.525	0.610	0.49	0.66
XPL2010-183MLC	18	1.47	1.60	31	0.500	0.560	0.590	0.32	0.43
XPL2010-223MLC	22	1.89	2.00	25	0.410	0.470	0.510	0.28	0.39
XPL2010-333MLC	33	2.59	2.85	20	0.330	0.380	0.410	0.23	0.31
XPL2010-473MLC	47	3.96	4.25	17	0.270	0.300	0.320	0.18	0.25
XPL2010-563MLC	56	4.48	4.82	15	0.240	0.280	0.300	0.17	0.24
XPL2010-683MLC	68	6.14	6.56	13	0.210	0.250	0.280	0.15	0.20
XPL2010-823MLC	82	6.45	6.90	12	0.200	0.240	0.260	0.15	0.20
XPL2010-104MLC	100	8.48	9.27	11	0.180	0.214	0.232	0.13	0.17
XPL2010-224MLC	220	19.2	21.1	7.1	0.122	0.143	0.161	0.086	0.116

**Q200 125° XFL3010 Shielded**

Part number	Inductance ±20% (µH)	DCR (Ohms)		SRF typ (MHz)	Isat (A)			Irms (A)	
		nom	max		10% drop	20% drop	30% drop	20°C rise	40°C rise
XFL3010-601MEC	0.60	0.030	0.033	180	1.8	2.4	2.7	1.8	2.5
XFL3010-102MEC	1.0	0.043	0.049	128	1.5	2.1	2.4	1.6	2.3
XFL3010-152MEC	1.5	0.071	0.080	97	1.2	1.6	1.9	1.4	1.9
XFL3010-222MEC	2.2	0.111	0.122	78	0.94	1.2	1.5	1.0	1.3
XFL3010-332MEC	3.3	0.154	0.166	64	0.86	1.1	1.3	0.88	1.2
XFL3010-472MEC	4.7	0.217	0.230	57	0.71	0.97	1.1	0.84	1.1
XFL3010-682MEC	6.8	0.315	0.346	42.0	0.56	0.78	0.92	0.72	0.95
XFL3010-103MEC	10	0.472	0.519	35.0	0.44	0.61	0.71	0.62	0.82
XFL3010-153MEC	15	0.521	0.560	28.4	0.33	0.45	0.53	0.56	0.76
XFL3010-223MEC	22	0.770	0.818	21.7	0.26	0.35	0.40	0.48	0.66
XFL3010-333MEC	33	1.12	1.20	17.5	0.22	0.30	0.35	0.41	0.56
XFL3010-393MEC	39	1.23	1.40	16.9	0.21	0.29	0.33	0.37	0.51
XFL3010-473MEC	47	1.71	1.93	14.4	0.16	0.23	0.27	0.33	0.44
XFL3010-563MEC	56	1.95	2.16	13.6	0.16	0.22	0.25	0.3	0.41
XFL3010-683MEC	68	2.32	2.60	12.7	0.15	0.21	0.24	0.27	0.36
XFL3010-823MEC	82	2.77	3.10	11.6	0.14	0.20	0.23	0.26	0.34
XFL3010-104MEC	100	4.64	5.50	10.1	0.13	0.19	0.22	0.20	0.29
XFL3010-224MEC	220	9.91	12.0	6.9	0.08	0.12	0.14	0.14	0.19

**Q200 85° XFL3012 Shielded**

Part number	Inductance ±20% (µH)	DCR (Ohms)		SRF typ (MHz)	Isat (A)			Irms (A)	
		nom	max		10% drop	20% drop	30% drop	20°C rise	40°C rise
XFL3012-331MEC	0.33	0.023	0.027	293	2.3	3.0	3.4	2.6	3.5
XFL3012-561MEC	0.56	0.028	0.032	203	1.8	2.5	2.9	2.2	3.0
XFL3012-681MEC	0.68	0.034	0.040	164	1.6	2.2	2.7	2.1	2.8
XFL3012-102MEC	1.0	0.039	0.046	115	1.4	1.9	2.3	1.9	2.6
XFL3012-152MEC	1.5	0.060	0.072	94.4	1.3	1.8	2.2	1.6	2.2
XFL3012-222MEC	2.2	0.081	0.097	73.2	1.0	1.3	1.6	1.4	1.9
XFL3012-332MEC	3.3	0.106	0.127	61.6	0.87	1.2	1.4	1.2	1.6
XFL3012-472MEC	4.7	0.143	0.171	52.6	0.72	1.0	1.2	1.0	1.4
XFL3012-682MEC	6.8	0.166	0.200	39.9	0.61	0.84	0.97	0.94	1.3
XFL3012-103MEC	10	0.255	0.306	34.6	0.50	0.65	0.74	0.90	1.2
XFL3012-153MEC	15	0.394	0.483	25.8	0.43	0.58	0.65	0.74	1.0
XFL3012-223MEC	22	0.608	0.630	22.2	0.32	0.45	0.52	0.58	0.80
XFL3012-333MEC	33	0.855	0.896	16.6	0.23	0.32	0.38	0.42	0.57
XFL3012-393MEC	39	0.919	0.985	15.9	0.23	0.32	0.37	0.39	0.54
XFL3012-473MEC	47	1.220	1.32	13.7	0.21	0.28	0.32	0.33	0.46
XFL3012-563MEC	56	1.430	1.52	12.1	0.19	0.26	0.30	0.32	0.44
XFL3012-683MEC	68	2.16	2.37	10.9	0.16	0.21	0.25	0.31	0.42
XFL3012-823MEC	82	2.30	2.44	10.8	0.15	0.21	0.24	0.26	0.34
XFL3012-104MEC	100	2.63	3.00	9.4	0.17	0.24	0.28	0.29	0.39
XFL3012-224MEC	220	6.83	8.00	6.1	0.09	0.14	0.16	0.17	0.23

**Q200 125° XFL4012 Shielded**

Part number	Inductance ±20% (µH)	DCR (Ohms)		SRF typ (MHz)	Isat (A)			Irms (A)	
		nom	max		10% drop	20% drop	30% drop	20°C rise	40°C rise
XFL4012-121MEC	0.12	0.005	0.006	220	6.9	9.8	11.3	9.60	13.20
XFL4012-251MEC	0.25	0.008	0.008	150	4.4	7.7	9.7	8.15	11.45
XFL4012-471MEC	0.47	0.014	0.016	115	3.2	5.5	6.7	6.25	8.70
XFL4012-601MEC	0.60	0.018	0.019	95	2.8	5.0	6.5	5.45	7.65

**Q200 125° XFL4015 Shielded**

Part number	Inductance ±20% (µH)	DCR (Ohms)		SRF typ (MHz)	Isat (A)			Irms (A)	
		nom	max		10% drop	20% drop	30% drop	20°C rise	40°C rise
XFL4015-181MEC	0.18	0.004	0.005	150	6.2	8.0	8.5	12.0	14.5
XFL4015-331MEC	0.33	0.007	0.008	112	5.5	7.0	7.5	9.6	13.2
XFL4015-471MEC	0.47	0.008	0.008	89	3.5	5.4	6.6	9.1	11.2
XFL4015-701MEC	0.70	0.010	0.010	70	3.3	5.3	6.3	7.2	10.1
XFL4015-122MEC	1.2	0.019	0.021	61	2.6	3.7	4.5	5.1	7.1

**Q200 125° XFL4020 Shielded**

Part number	Inductance ±20% (µH)	DCR (Ohms)		SRF typ (MHz)	Isat (A)			Irms (A)	
		nom	max		10% drop	20% drop	30% drop	20°C rise	40°C rise
XFL4020-121MEC	0.12	1.45	1.60	210	9.1	12.9	13.7	17.5	22.0
XFL4020-241MEC	0.24	2.45	2.70	125	6.1	9.5	10.2	15.0	20.0
XFL4020-331MEC	0.33	3.20	3.85	98	5.9	7.4	7.8	12.5	17.5
XFL4020-471MEC	0.47	4.40	5.10	83	4.6	6.6	7.5	12.0	17.0
XFL4020-561MEC	0.56	5.53	6.15	78	4.6	6.0	6.3	9.5	13.0
XFL4020-102MEC	1.0	0.011	0.012	64	4.5	5.1	5.4	8.0	11.0
XFL4020-152MEC	1.5	0.014	0.016	59	4.1	4.4	4.6	6.7	9.1
XFL4020-222MEC	2.2	0.021	0.024	38	3.1	3.5	3.7	6.0	8.0
XFL4020-332MEC	3.3	0.035	0.038	33	2.7	2.8	2.9	3.9	5.2
XFL4020-472MEC	4.7	0.052	0.057	26	2.0	2.5	2.7	3.6	5.0

**Q200 125° XFL4030 Shielded**

Part number	Inductance ±20% (µH)	DCR (Ohms)		SRF typ (MHz)	Isat (A)			Irms (A)	
		typ	max		10% drop	20% drop	30% drop	20°C rise	40°C rise
XFL4030-471MEC	0.47	0.004	0.004	110	4.5	4.9	5.2	14.0	18.0
XFL4030-102MEC	1.0	0.006	0.007	67	3.6	3.9	4.1	11.0	14.5
XFL4030-202MEC	2.0	0.010	0.012	46	2.5	2.8	3.0	7.80	11.8
XFL4030-302MEC	3.0	0.017	0.021	39	1.8	2.1	2.2	6.10	8.00
XFL4030-472MEC	4.7	0.025	0.030	34	1.7	2.0	2.1	5.70	7.50

**Q200 125° XFL501x Shielded**

Part number	Inductance ±20% (µH)	DCR (Ohms)		SRF typ (MHz)	Isat (A)			Irms (A)	
		nom	max		10% drop	20% drop	30% drop	20°C rise	40°C rise
XFL5015-221MEC	0.22	0.004	0.005	155	9.3	12.3	13.3	11.6	16.2
XFL5015-421MEC	0.42	0.006	0.007	92	6.3	9.3	10.1	9.8	12.7
XFL5015-681MEC	0.68	0.008	0.009	70	4.6	7.7	8.5	8.3	11.3
XFL5015-122MEC	1.2	0.015	0.016	51	3.7	4.9	6.1	6.4	9.2
XFL5015-152MEC	1.5	0.018	0.020	48	3.1	4.8	5.8	5.8	8.0
XFL5018-222MEC	2.2	0.021	0.025	48	2.6	4.0	4.5	6.5	9.2
XFL5018-332MEC	3.3	0.032	0.037	32	2.1	3.1	3.4	6.0	8.0

**Q200 125° XFL5030 Shielded**

Part number	Inductance ±20% (µH)	DCR (Ohms)		SRF typ (MHz)	Isat (A)			Irms (A)	
		typ	max		10% drop	20% drop	30% drop	20°C rise	40°C rise
XFL5030-271MEC	0.27	0.002	0.003	132	10.0	11.0	11.5	18.0	25.5
XFL5030-561MEC	0.56	0.003	0.004	77.0	7.5	8.5	9.0	14.6	21.0
XFL5030-102MEC	1.0	0.004	0.005	60.0	5.4	6.2	6.5	13.0	18.0
XFL5030-222MEC	2.2	0.011	0.012	37.4	3.5	4.0	4.3	8.2	11.5
XFL5030-332MEC	3.3	0.014	0.016	28.7	3.1	4.0	4.2	7.2	10.0
XFL5030-472MEC	4.7	0.019	0.022	24.5	2.5	3.1	3.3	6.2	8.7

**Q200 125° XFL6012 Shielded**

Part number	Inductance ±20% (µH)	DCR (Ohms)		SRF typ (MHz)	Isat (A)			Irms (A)	
		nom	max		10% drop	20% drop	30% drop	20°C rise	40°C rise
XFL6012-181MEC	0.18	0.007	0.008	130	10.1	13.7	14.3	10.1	13.2
XFL6012-391MEC	0.39	0.011	0.012	83	6.7	9.9	11.2	8.9	12.5
XFL6012-601MEC	0.60	0.014	0.015	65	5.7	8.9	10.4	8.3	11.2
XFL6012-801MEC	0.80	0.018	0.020	58	4.2	7.6	9.3	6.7	9.4
XFL6012-102MEC	1.0	0.022	0.025	52	3.5	6.3	8.0	6.0	8.0

**XFL7015 Shielded**

Part number	Inductance ±20% (µH)	DCR (Ohms)		SRF typ (MHz)	Isat (A)			Irms (A)	
		nom	max		10% drop	20% drop	30% drop	20°C rise	40°C rise
XFL7015-251MEC	0.25	0.004	0.004	80	9.0	12.5	14.5	16.0	20.0
XFL7015-471MEC	0.47	0.006	0.006	56	6.5	10.0	11.5	12.5	17.0
XFL7015-681MEC	0.68	0.008	0.008	49	4.7	8.5	10.0	11.5	15.0
XFL7015-102MEC	1.0	0.014	0.016	39	4.0	6.3	7.4	7.50	10.5
XFL7015-152MEC	1.5	0.018	0.023	33	3.0	5.5	6.6	6.00	8.00

**Q200 125° XEL3515 Shielded**

Part number	Inductance ±20% (µH)	DCR (mOhms)		SRF typ (MHz)	Isat (A)			Irms (A)	
		typ	max		10% drop	20% drop	30% drop	20°C rise	40°C rise
XEL3515-720MEC	0.072	2.85	3.15	465	7.0	10.5	16.0	17.9	23.6
XEL3515-151MEC	0.15	4.80	5.30	270	5.5	9.0	12.5	13.0	17.5
XEL3515-221MEC	0.22	7.80	8.60	220	4.8	7.0	10.0	9.6	12.7
XEL3515-351MEC	0.35	11.8	13.0	150	3.3	5.8	8.0	8.5	11.4
XEL3515-561MEC	0.56	21.5	23.7	120	3.0	4.5	6.5	6.0	8.1

**Q200 125° XEL3520 Shielded**

Part number	Inductance ±20% (µH)	DCR (mOhms)		SRF typ (MHz)	Isat (A)			Irms (A)	
		typ	max		10% drop	20% drop	30% drop	20°C rise	40°C rise
XEL3520-700MEC	0.070	2.45	2.85	471	18.5	5.3	7.5	5.3	7.5
XEL3520-131MEC	0.13	3.50	4.05	294	13.8	4.5	6.4	4.5	

Q200  
125°

### XEL4012 / 4014 Shielded \*



Part number	Inductance ( $\mu$ H)	DCR (mOhms)		SRF typ (MHz)	Isat (A) 30% drop	Irms (A)	
		typ	max			20°C rise	40°C rise
XEL4012-920MEC	0.092 $\pm$ 30%	5.2	5.7	279	24.0	11.5	16.5
XEL4012-221MEC	0.220 $\pm$ 30%	9.7	10.6	146	16.0	6.5	9.0
XEL4014-221MEC	0.220 $\pm$ 20%	7.5	9.5	150	18.2	9.0	12.0
XEL4014-331MEC	0.330 $\pm$ 20%	9.9	12.0	110	14.6	6.5	9.0
XEL4014-561MEC	0.560 $\pm$ 20%	16.5	18.4	80	11.6	5.5	7.5
XEL4014-781MEC	0.780 $\pm$ 20%	20.3	22.8	70	9.8	5.0	6.5

Q200  
125°

### XEL4020 Shielded \*



Part number	Inductance $\pm$ 20% ( $\mu$ H)	DCR (mOhms)		SRF typ (MHz)	Isat (A) 30% drop	Irms (A)	
		typ	max			20°C rise	40°C rise
XEL4020-800MEC	0.08	1.50	1.80	305	33.2	15.5	21.4
XEL4020-101MEC	0.10	2.04	2.50	280	28.5	14.6	19.9
XEL4020-201MEC	0.20	3.04	3.35	180	19.7	14.0	17.2
XEL4020-331MEC	0.33	5.18	5.70	124	15.7	11.9	15.4
XEL4020-561MEC	0.56	8.00	8.80	90	11.3	9.9	13.8
XEL4020-821MEC	0.82	11.80	13.00	69	10.2	8.1	11.5
XEL4020-102MEC	1.0	13.25	14.60	68	9.0	6.7	9.6
XEL4020-122MEC	1.2	17.75	19.50	59	8.1	6.6	9.0
XEL4020-152MEC	1.5	21.45	23.60	54	7.4	5.2	7.5
XEL4020-222MEC	2.2	35.20	38.70	41	5.9	4.0	5.5

Q200  
125°

### XEL4030 Shielded \*



Part number	Inductance $\pm$ 20% ( $\mu$ H)	DCR (mOhms)		SRF typ (MHz)	Isat (A) 30% drop	Irms (A)	
		nom	max			20°C rise	40°C rise
XEL4030-101MEC	0.10	1.50	1.80	240	30.0	20.4	25.8
XEL4030-201MEC	0.20	2.15	2.40	155	22.0	17.0	21.6
XEL4030-301MEC	0.30	2.80	3.10	115	19.0	14.9	18.9
XEL4030-471MEC	0.47	4.10	4.60	95	15.5	12.3	15.6
XEL4030-641MEC	0.64	5.30	5.90	80	13.5	10.9	13.7
XEL4030-901MEC	0.90	8.00	8.80	68	10.0	8.8	11.2
XEL4030-102MEC	1.0	8.89	9.78	65	9.0	8.4	10.7
XEL4030-122MEC	1.2	10.4	11.5	60	8.7	7.8	9.8
XEL4030-152MEC	1.5	15.1	16.6	58	8.5	6.4	8.1
XEL4030-222MEC	2.2	20.1	22.1	40	6.1	5.8	7.8
XEL4030-332MEC	3.3	26.1	28.6	35	5.9	5.0	6.6
XEL4030-472MEC	4.7	40.0	44.1	30	4.6	3.9	5.1
XEL4030-682MEC	6.8	67.4	74.1	20	3.6	3.0	3.9

Q200  
125°

### XEL5020 Shielded



Part number	Inductance $\pm$ 20% ( $\mu$ H)	DCR (mOhms)		SRF typ (MHz)	Isat (A) 30% drop	Irms (A)	
		typ	max			20°C rise	40°C rise
XEL5020-101MEC	0.10	1.90	2.20	209	39.0	19.0	25.0
XEL5020-221MEC	0.22	3.50	4.05	129	28.0	17.0	21.0
XEL5020-381MEC	0.38	4.80	5.50	89	22.0	12.0	15.0
XEL5020-681MEC	0.68	8.90	10.25	65	16.3	8.6	12.0
XEL5020-901MEC	0.90	10.90	12.53	57	13.9	8.4	10.0
XEL5020-102MEC	1.0	12.60	14.50	53	12.4	7.4	9.6

Q200  
125°

### XEL5030 Shielded



Part number	Inductance $\pm$ 20% ( $\mu$ H)	DCR (mOhms)		SRF typ (MHz)	Isat (A) 30% drop	Irms (A)	
		typ	max			20°C rise	40°C rise
XEL5030-131MEC	0.13	1.53	1.83	187	44.0	25.0	35.0
XEL5030-261MEC	0.26	2.16	2.60	117	31.0	22.5	30.5
XEL5030-421MEC	0.42	3.00	3.60	84	23.5	18.0	25.0
XEL5030-601MEC	0.60	4.44	5.33	64	22.0	15.6	21.4
XEL5030-102MEC	1.0	7.00	8.40	51	16.9	11.4	15.4
XEL5030-122MEC	1.2	8.80	10.5	49	15.3	10.4	14.4
XEL5030-152MEC	1.5	9.90	11.9	45	15.0	8.6	12.2
XEL5030-222MEC	2.2	13.2	14.5	36	10.5	7.2	9.7
XEL5030-332MEC	3.3	21.2	23.3	28	8.40	5.9	8.1
XEL5030-472MEC	4.7	36.0	40.0	23	6.70	4.3	5.9

Q200  
125°

### XEL6030 Shielded



Part number	Inductance $\pm$ 20% ( $\mu$ H)	DCR (mOhms)		SRF typ (MHz)	Isat (A) 30% drop	Irms (A)	
		nom	max			20°C rise	40°C rise
XEL6030-151MEC	0.15	1.35	1.49	147	45.0	23.6	33.3
XEL6030-281MEC	0.28	2.10	2.35	97	38.0	18.9	26.7
XEL6030-471MEC	0.47	3.01	3.31	63	28.0	15.8	22.3
XEL6030-821MEC	0.82	5.09	5.60	52	21.0	12.1	16.0
XEL6030-102MEC	1.0	6.32	6.95	43	18.0	12.0	16.0
XEL6030-152MEC	1.5	9.57	10.52	34	15.0	10.0	14.0
XEL6030-222MEC	2.2	12.70	13.97	30	13.0	7.0	10.0
XEL6030-332MEC	3.3	19.92	20.81	26	10.5	6.0	8.0

Q200  
125°

### XEL5050 High Current



NEW!

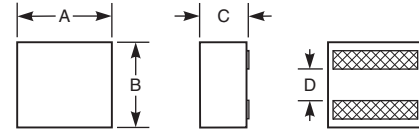
Part number	Inductance $\pm$ 20% ( $\mu$ H)	DCR (mOhms)		SRF typ (MHz)	Isat (A) 30% drop	Irms (A)	
		nom	max			20°C rise	40°C rise
XEL5050-141MEC	0.14	1.48	1.78	189	39.0	24.6	35.1
XEL5050-281MEC	0.28	2.20	2.64	117	28.0	22.2	30.1
XEL5050-471MEC	0.47	3.00	3.60	78	21.0	18.8	26.0
XEL5050-681MEC	0.68	3.79	4.55	68	18.2	15.8	22.0
XEL5050-901MEC	0.90	4.67	5.60	60	17.2	14.3	19.6
XEL5050-122MEC	1.2	5.40	6.48	51	15.2	12.8	17.3
XEL5050-182MEC	1.8	7.78	9.34	43	12.8	10.5	14.4
XEL5050-222MEC	2.2	10.36	12.4	38	9.5	9.0	12.1
XEL5050-332MEC	3.3	13.30	14.6	31	8.4	7.8	10.6
XEL5050-472MEC	4.7	19.60	21.5	24	7.4	5.9	8.1
XEL5050-562MEC	5.6	22.60	24.8	23	6.6	5.5	7.6
XEL5050-682MEC	6.8	26.75	29.5	21	6.0	4.7	6.4
XEL5050-822MEC	8.2	31.75	34.9	18	5.6	4.5	6.1
XEL5050-103MEC	10.0	40.90	45.0	15	4.9	3.6	4.9
XEL5050-153MEC	15.0	69.70	76.7	13	3.7	2.9	3.9
XEL5050-223MEC	22.0	90.60	99.7	11	3.6	2.5	3.4

Q200  
125°

### XEL6060 Shielded



Part number	Inductance $\pm$ 20% ( $\mu$ H)	DCR (mOhms)		SRF typ (MHz)	Isat (A) 30% drop	Irms (A)	
		nom	max			20°C rise	40°C rise
XEL6060-331MEC	0.33	1.98	2.20	79	30.0	23.6	31.8
XEL6060-561MEC	0.56	2.60	2.90	59	23.0	20.6	27.7
XEL6060-821MEC	0.82	3.03	3.33	52	20.0	19.1	25.7
XEL6060-102MEC	1.0	3.70	4.07	47	20.0	17.2	23.2
XEL6060-152MEC	1.5	4.28	4.71	41	19.0	16.0	21.6
XEL6060-222MEC	2.2	6.10	6.70	33	16.0	13.4	18.1
XEL6060-272MEC	2.7	6.94	7.63	26	13.8	12.6	17.0
XEL6060-472MEC	4.7	13.65	15.02	23	11.4	9.0	12.1
XEL6060-682MEC	6.8	20.82	22.90	16	7.9	7.3	9.8
XEL6060-822MEC	8.2	22.71	24.98	15	7.6	7.0	9.4
XEL6060-123MEC	12	36.66	40.33	12	5.8	5.5	7.4



#### Dimensions (inches mm)

Series	A max	B max	C max	D
XEL3515	0.144 3,65	0.132 3,35	0.059 1,5	0.045 1,14
XEL3520	0.144 3,65	0.132 3,35	0.079 2,5	0.045 1,14
XEL3530	0.144 3,65	0.132 3,35	0.118 3,0	0.045 1,14
XEL4012	0.169 4,3	0.169 4,3	0.047 1,20	0.062 1,57
XEL4014	0.169 4,3	0.169 4,3	0.055 1,40	0.062 1,57
XEL4020	0.169 4,3	0.169 4,3	0.083 2,10	0.062 1,57
XEL4030 $\leq$ 0.30 $\mu$ H	0.169 4,3	0.169 4,3	0.126 3,20	0.062 1,57
XEL4030 $\geq$ 0.47 $\mu$ H	0.169 4,3	0.169 4,3	0.122 3,10	0.062 1,57
XEL5020 $\leq$ 0.10 $\mu$ H	0.224 5,68	0.216 5,48	0.0866 2,20	0.091 2,31
XEL5020 $\geq$ 0.22 $\mu$ H	0.224 5,68	0.216 5,48	0.0826 2,10	0.091 2,31
XEL5030 $\leq$ 0.60 $\mu$ H	0.224 5,68	0.216 5,48	0.126 3,20	0.091 2,31
XEL5030 $\geq$ 1.20 $\mu$ H	0.224 5,68	0.216 5,48	0.122 3,10	0.091 2,31
XEL5050 $\leq$ 1.20 $\mu$ H	0.224 5,68	0.216 5,48	0.209 5,30	0.091 2,31
XEL5050 $\geq$ 1.8 $\mu$ H	0.224 5,68	0.216 5,48	0.205 5,20	0.091 2,31
XEL5050 $\leq$ 3.3 $\mu$ H	0.224 5,68	0.216 5,48	0.201 5,10	0.091 2,31
XEL6030 $\geq$ 3.3 $\mu$ H	0.266 6,76	0.258 6,56	0.122 3,10	0.122 3,10
XEL6060	0.266 6,76	0.258 6,56	0.240 6,10	0.120 3,04
XFL3010	0.126 3,2	0.126 3,2	0.043 1,10	0.050 1,26
XFL3012	0.126 3,2	0.126 3,2	0.051 1,30	0.050 1,26
XFL4012	0.169 4,3	0.169 4,3	0.047 1,20	0.063 1,6
XFL4015	0.169 4,3	0.169 4,3	0.063 1,60	0.063 1,6
XFL4020	0.169 4,3	0.169 4,3	0	

Q200  
125°

## XGL3512 Ultra-Low DCR **NEW!**

Part number	Inductance ±20% (µH)	DCR (mOhms)		SRF typ (MHz)	Isat (A) 30% drop	Irms (A)	
		typ	max			20°C rise	40°C rise
XGL3512-820MEC	0.082	2.8	3.3	340	17.3	15.7	21.2
XGL3512-900MEC	0.090	3.3	3.8	330	16.4	14.4	19.4
XGL3512-101MEC	0.10	3.5	4.0	305	15.2	13.5	18.0
XGL3512-201MEC	0.20	6.3	7.3	175	10.0	11.3	15.2
XGL3512-331MEC	0.33	10.8	12.5	135	7.8	8.6	11.5
XGL3512-401MEC	0.40	12.3	14.2	125	7.1	7.7	11.2
XGL3512-521MEC	0.52	15.5	17.9	105	6.4	7.0	9.4
XGL3512-621MEC	0.62	20.7	23.8	90	5.7	6.0	8.1
XGL3512-821MEC	0.82	24.5	28.2	80	5.1	5.6	7.4
XGL3512-102MEC	1.0	28.0	32.2	70	4.5	4.9	6.6
XGL3512-122MEC	1.2	32.5	37.4	60	4.1	4.4	5.9

Q200  
125°

## XGL3515 Ultra-Low DCR **NEW!**

Part number	Inductance ±20% (µH)	DCR (mOhms)		SRF typ (MHz)	Isat (A) 30% drop	Irms (A)	
		nom	max			20°C rise	40°C rise
XGL3515-900MEC	0.09	2.2	2.6	350	17.8	19.5	26.6
XGL3515-101MEC	0.10	2.4	2.8	320	16.8	17.0	23.4
XGL3515-181MEC	0.18	3.5	4.1	205	12.4	15.1	20.4
XGL3515-221MEC	0.22	4.8	5.6	200	11.1	11.8	16.1
XGL3515-331MEC	0.33	6.4	7.4	145	8.7	11.0	14.8
XGL3515-451MEC	0.45	8.2	9.5	120	7.4	9.6	12.9
XGL3515-561MEC	0.56	10.2	11.8	100	6.6	8.1	10.9
XGL3515-681MEC	0.68	11.5	13.3	90	6.4	6.9	9.5
XGL3515-821MEC	0.82	16.0	18.4	82	5.3	6.3	8.5
XGL3515-102MEC	1.0	18.5	21.3	72	4.9	5.9	7.9
XGL3515-122MEC	1.2	23.6	27.2	70	4.3	5.1	6.8
XGL3515-152MEC	1.5	31.5	36.3	60	3.9	4.6	6.1
XGL3515-182MEC	1.8	36.1	41.6	50	3.3	4.0	5.4
XGL3515-222MEC	2.2	40.6	46.7	45	3.2	3.8	5.1

Q200  
125°

## XGL3520 Ultra-Low DCR **NEW!**

Part number	Inductance ±20% (µH)	DCR (mOhms)		SRF typ (MHz)	Isat (A) 30% drop	Irms (A)	
		typ	max			20°C rise	40°C rise
XGL3520-101MEC	0.10	2.3	2.7	360	15.9	19.2	26.2
XGL3520-201MEC	0.20	3.2	3.7	210	11.4	16.2	22.1
XGL3520-301MEC	0.30	4.1	4.8	165	9.7	14.1	19.1
XGL3520-451MEC	0.45	5.9	6.8	120	7.8	12.0	16.4
XGL3520-561MEC	0.56	7.9	9.1	105	6.9	9.9	13.6
XGL3520-681MEC	0.68	8.4	9.7	100	6.6	8.9	12.4
XGL3520-821MEC	0.82	10.4	12.0	95	6.2	7.8	10.4
XGL3520-102MEC	1.0	12.8	14.8	80	5.4	7.5	10.1
XGL3520-122MEC	1.2	15.8	18.2	75	4.7	6.3	8.6
XGL3520-152MEC	1.5	19.8	22.8	65	4.1	5.8	7.8
XGL3520-182MEC	1.8	24.1	27.8	60	4.0	4.9	6.6
XGL3520-222MEC	2.2	27.6	31.8	50	3.7	4.2	6.0
XGL3520-332MEC	3.3	42.9	49.4	40	2.8	3.7	5.1
XGL3520-472MEC	4.7	63.1	72.6	35	2.3	3.1	4.3

Q200  
125°

## XGL3530 Ultra-Low DCR **NEW!**

Part number	Inductance ±20% (µH)	DCR (mOhms)		SRF typ (MHz)	Isat (A) 30% drop	Irms (A)	
		typ	max			20°C rise	40°C rise
XGL3530-101MEC	0.10	2.1	2.5	320	16.5	20.0	27.5
XGL3530-201MEC	0.20	3.0	3.5	220	11.8	16.6	22.4
XGL3530-331MEC	0.33	4.0	4.6	160	9.1	13.4	18.5
XGL3530-451MEC	0.45	4.9	5.6	140	7.8	11.9	15.9
XGL3530-601MEC	0.60	6.0	6.9	110	7.4	10.8	14.7
XGL3530-701MEC	0.70	6.9	8.0	100	7.3	9.5	12.9
XGL3530-821MEC	0.82	8.0	9.2	95	6.7	9.2	12.5
XGL3530-102MEC	1.0	9.1	10.5	82	6.2	8.6	11.7
XGL3530-122MEC	1.2	11.1	12.8	73	5.6	7.8	10.4
XGL3530-152MEC	1.5	13.3	15.3	66	5.2	6.5	8.8
XGL3530-222MEC	2.2	20.0	23.0	52	4.0	5.2	7.2
XGL3530-332MEC	3.3	32.5	37.4	43	3.3	4.0	5.4
XGL3530-472MEC	4.7	44.5	51.2	33	2.7	3.3	4.5
XGL3530-562MEC	5.6	54.0	62.1	30	2.4	3.0	4.05
XGL3530-682MEC	6.8	68.0	78.2	28	2.1	2.7	3.65

Q200  
125°

## XGL4015 Ultra-low DCR **NEW!**

Part number	Inductance ±20% (µH)	DCR (mOhms)		SRF typ (MHz)	Isat (A) 30% drop	Irms (A)	
		typ	max			20°C rise	40°C rise
XGL4015-101MEC	0.10	1.8	2.2	260	24.5	19.0	25.9
XGL4015-121MEC	0.12	2.3	2.8	240	22.0	14.8	20.2
XGL4015-221MEC	0.22	3.4	4.1	150	15.2	13.0	18.0
XGL4015-301MEC	0.30	4.7	5.7	130	12.9	11.0	15.3
XGL4015-471MEC	0.47	6.2	7.5	95	10.5	9.6	13.0
XGL4015-521MEC	0.52	8.0	9.6	90	10.2	8.8	12.0
XGL4015-681MEC	0.68	8.4	10.1	78	9.0	8.1	11.0
XGL4015-821MEC	0.82	12.8	15.4	70	7.9	7.4	9.7
XGL4015-102MEC	1.00	15.0	18.0	60	7.3	6.5	8.9
XGL4015-152MEC	1.5	19.6	23.6	49	6.3	5.4	7.1
XGL4015-222MEC	2.2	30.0	36.0	40	4.9	4.5	6.1
XGL4015-272MEC	2.7	40.6	48.8	36	4.5	3.8	5.1

Q200  
125°

## XGL4020 Ultra-low DCR

Part number	Inductance ±20% (µH)	DCR (mOhms)		SRF typ (MHz)	Isat (A) 30% drop	Irms (A)	
		typ	max			20°C rise	40°C rise
XGL4020-111MEC	0.11	1.4	1.7	250	29	20.5	29.0
XGL4020-251MEC	0.25	2.5	3.0	130	16.5	18.0	24.0
XGL4020-331MEC	0.33	3.0	3.60	110	15.2	16.5	23.0
XGL4020-471MEC	0.47	4.2	5.10	95	13.4	14.3	19.7
XGL4020-601MEC	0.60	5.1	5.90	80	11.7	13.5	18.4
XGL4020-821MEC	0.82	7.7	8.60	65	9.4	11.2	14.0
XGL4020-102MEC	1.0	8.2	9.00	60	8.8	8.8	12.0
XGL4020-152MEC	1.5	13.0	14.30	45	7.5	8.0	11.1
XGL4020-222MEC	2.2	19.5	21.50	40	6.2	6.7	8.9
XGL4020-332MEC	3.3	30.8	34.00	30	4.8	4.9	6.6
XGL4020-472MEC	4.7	43.0	47.30	23	4.1	4.1	5.6
XGL4020-562MEC	5.6	48.7	53.60	22	3.7	3.9	5.3
XGL4020-682MEC	6.8	63.6	70.00	21	3.4	3.1	4.2
XGL4020-822MEC	8.2	71.0	78.10	20	3.2	3.0	4.1

Q200  
125°

## XGL4025 Ultra-Low DCR **NEW!**

Part number	Inductance ±20% (µH)	DCR (mOhms)		SRF typ (MHz)	Isat (A) 30% drop	Irms (A)	
		typ	max			20°C rise	40°C rise
XGL4025-131MEC	0.13	1.4	1.7	230	24.0	21.0	28.0
XGL4025-241MEC	0.24	2.0	2.4	145	18.2	18.0	24.2
XGL4025-331MEC	0.33	2.7	3.2	115	16.2	15.7	21.6
XGL4025-471MEC	0.47	3.7	4.5	100	13.5	13.2	17.8
XGL4025-561MEC	0.56	4.2	4.9	85	12.6	12.9	17.2
XGL4025-681MEC	0.68	5.2	6.3	77	11.0	12.0	16.4
XGL4025-821MEC	0.82	6.0	7.2	68	10.1	10.3	14.4
XGL4025-901MEC	0.90	6.2	7.4	63	9.6	10.0	13.7
XGL4025-102MEC	1.0	7.4	8.5	58	8.9	9.6	13.1
XGL4025-122MEC	1.2	8.7	10.0	53	8.2	8.6	11.3
XGL4025-152MEC	1.5	10.4	12.0	49	7.6	8.0	11.0
XGL4025-182MEC	1.8	12.6	14.5	48	6.8	7.2	9.7
XGL4025-222MEC	2.2	14.7	16.9	40	6.3	6.8	9.0
XGL4025-332MEC	3.3	24.0	27.0	32	4.9	5.1	6.9
XGL4025-472MEC	4.7	35.2	39.5	26	4.3	4.0	5.4
XGL4025-562MEC	5.6	43.4	47.9	25	3.8	3.7	5.1
XGL4025-682MEC	6.8	53.2	58.7	22	3.5	3.3	4.5
XGL4025-822MEC	8.2	68.9	76.0	21	3.3	2.9	4.0
XGL4025-103MEC	10	80.9	89.2	18	2.9	2.6	3.6
XGL4025-123MEC	12	95.5	105.3	17	2.6	2.4	3.3

Q200  
125°

## XGL4030 Ultra-low DCR **NEW!**

Part number	Inductance ±20% (µH)	DCR (mOhms)		SRF typ (MHz)	Isat (A) 30% drop	Irms (A)	
		typ	max			20°C rise	40°C rise
XGL4030-131MEC	0.13	1.5	1.8	265	26.5	21.0	27.0
XGL4030-271MEC	0.27	2.2	2.4	160	19.3	17.5	24.2
XGL4030-301MEC	0.30	2.5	2.9	130	17.0	17.0	24.0
XGL4030-401MEC	0.40	2.8	3.2	120	15.5	15.5	22.5
XGL4030-471MEC	0.47	3.4	3.9	100	14.2	15.3	21.2
XGL4030-621MEC	0.62	4.1	4.6	82	12.7	12.5	15.0
XGL4030-761MEC	0.76	4.9	5.5	72	11.8	12.3	14.2
XGL4030-102MEC	1.0	6.5	7.2	65	10.3	10.8	13.0
XGL4030-122MEC	1.2	8.5	9.4	55	9.2	9.5	12.2
XGL4030-152MEC	1.5	9.5	10.5	50	8.8	7.0	10.2
XGL4030-222MEC	2.2	13.5	15.0	40	7.0	5.8	8.7
XGL4030-332MEC	3.3	19.9	21.9	30	5.3	5.4	7.5
XGL4030-472MEC	4.7	28.5	31.5	26	4.4	4.8	6.6
XGL4030-562MEC	5.6	31.5	34.7	25	4.2	4.0	5.5
XGL4030-682MEC	6.8	43.5	47.9	22	3.65	3.5	4.7
XGL4030-822MEC	8.2	50.6	55.7	20	3.45	3.1	4.2
XGL4030-103MEC	10.0	63.0	69.5	18.5	3.1	2.9	3.9
XGL4030-123MEC	12.0	78.5	86.5	17	2.7	2.5	3.4

Q200  
125°

## XGL4040 Ultra-low DCR **NEW!**

Part number	Inductance ±20% (µH)	DCR (mOhms)		SRF typ (MHz)	Isat (A) 30% drop	Irms (A)	
		typ	max			20°C rise	40°C rise
XGL4040-151MEC	0.15	1.5	1.8	190			



Q200  
125°

### XGL5020 Ultra-Low DCR



Part number	Inductance ±20% (µH)	DCR (mOhms)		SRF typ (MHz)	Isat (A) 30% drop	Irms (A)	
		typ	max			20°C rise	40°C rise
XGL5020-161MEC	0.16	1.8	2.1	150	27.0	21.2	29.4
XGL5020-331MEC	0.33	2.7	3.2	90	18.8	17.2	24.4
XGL5020-471MEC	0.47	3.7	4.3	75	15.7	16.0	22.1
XGL5020-561MEC	0.56	4.2	4.9	70	15.2	14.0	19.4
XGL5020-681MEC	0.68	5.3	6.1	65	14.0	12.9	17.6
XGL5020-821MEC	0.82	5.9	6.8	55	12.3	12.4	17.1
XGL5020-901MEC	0.90	7.0	8.0	50	11.8	11.4	15.6
XGL5020-102MEC	1.0	7.5	8.7	50	11.4	11.0	15.0
XGL5020-122MEC	1.2	8.9	10.3	40	10.0	10.0	13.3
XGL5020-152MEC	1.5	11.4	13.2	38	8.9	9.5	12.8
XGL5020-182MEC	1.8	14.3	16.5	35	8.3	8.6	11.7
XGL5020-222MEC	2.2	16.3	18.8	30	7.6	7.8	10.7
XGL5020-332MEC	3.3	23.4	27.0	25	6.5	6.8	9.4
XGL5020-472MEC	4.7	36.0	41.5	20	5.3	5.7	7.9
XGL5020-562MEC	5.6	45.1	52.0	19	4.9	4.3	5.9
XGL5020-682MEC	6.8	55.0	63.5	18	4.5	3.6	4.9
XGL5020-822MEC	8.2	64.0	73.6	16	4.1	3.3	4.5

Q200  
125°

### XGL5030 Ultra-Low DCR



Part number	Inductance ±20% (µH)	DCR (mOhms)		SRF typ (MHz)	Isat (A) 30% drop	Irms (A)	
		typ	max			20°C rise	40°C rise
XGL5030-181MEC	0.18	1.3	1.6	160	30.0	24.4	31.8
XGL5030-351MEC	0.35	1.8	2.2	100	24.5	22.8	30.6
XGL5030-401MEC	0.40	2.2	2.7	88	23.0	19.3	25.1
XGL5030-521MEC	0.52	2.5	3.0	80	20.5	18.9	25.0
XGL5030-601MEC	0.60	2.6	3.2	75	18.7	17.6	23.0
XGL5030-651MEC	0.65	3.3	4.0	68	17.9	15.7	21.2
XGL5030-821MEC	0.82	3.8	4.6	56	16.7	15.3	21.1
XGL5030-901MEC	0.90	4.3	5.2	54	14.5	14.4	19.7
XGL5030-102MEC	1.00	4.8	5.8	52	14.0	12.8	17.8
XGL5030-122MEC	1.2	5.0	6.0	47	13.0	12.3	16.8
XGL5030-152MEC	1.5	6.8	7.9	43	12.2	11.6	15.4
XGL5030-182MEC	1.8	7.5	8.7	37	10.6	10.3	14.1
XGL5030-222MEC	2.2	9.2	10.6	34	9.4	9.6	12.9
XGL5030-332MEC	3.3	13.3	14.9	28	8.4	7.2	10.0
XGL5030-472MEC	4.7	21.9	24.5	23	6.7	6.3	8.5
XGL5030-562MEC	5.6	24.1	27.0	21	6.0	5.9	7.9
XGL5030-682MEC	6.8	28.6	32.1	18	5.5	5.4	7.3
XGL5030-822MEC	8.2	36.5	41.0	17	5.0	4.8	6.4
XGL5030-103MEC	10	43.0	48.4	15	4.5	4.3	5.7
XGL5030-123MEC	12	50.0	56.5	14	4.0	4.0	5.4
XGL5030-153MEC	15	68.8	77.1	12	3.6	3.4	4.5
XGL5030-183MEC	18	87.2	97.7	11	3.3	2.9	4.0
XGL5030-223MEC	22	106.0	118.8	10	3.0	2.6	3.6

Q200  
125°

### XGL5050 Ultra-Low DCR



Part number	Inductance ±20% (µH)	DCR (mOhms)		SRF typ (MHz)	Isat (A) 30% drop	Irms (A)	
		typ	max			20°C rise	40°C rise
XGL5050-161MEC	0.16	1.2	1.5	155	32.0	20.5	26.0
XGL5050-331MEC	0.33	1.6	2.0	100	23.5	19.0	24.6
XGL5050-501MEC	0.50	2.2	2.7	90	19.0	17.8	24.2
XGL5050-561MEC	0.56	2.5	3.0	88	18.0	17.6	24.0
XGL5050-721MEC	0.72	2.7	3.3	70	16.8	17.2	23.5
XGL5050-821MEC	0.82	2.9	3.5	70	15.5	16.6	22.9
XGL5050-102MEC	1.0	3.2	3.9	60	15.4	15.7	21.0
XGL5050-122MEC	1.2	3.8	4.6	50	15.1	14.8	20.1
XGL5050-152MEC	1.5	4.7	5.7	45	13.1	12.8	17.1
XGL5050-182MEC	1.8	6.5	7.8	40	11.1	11.1	15.3
XGL5050-222MEC	2.2	6.8	8.2	37	10.7	10.2	13.8
XGL5050-282MEC	2.8	8.5	9.8	33	9.8	9.1	12.4
XGL5050-332MEC	3.3	10.0	11.5	30	8.6	8.1	11.3
XGL5050-472MEC	4.7	13.9	16.0	25	7.0	7.1	9.7
XGL5050-562MEC	5.6	17.9	19.7	22	6.4	5.8	8.0
XGL5050-682MEC	6.8	21.0	23.1	21	6.2	5.5	7.5
XGL5050-822MEC	8.2	24.9	27.5	18	5.5	5.2	7.0
XGL5050-103MEC	10.0	30.5	33.6	17	4.9	4.6	6.2
XGL5050-123MEC	12.0	39.1	43.0	15	4.3	3.8	5.1
XGL5050-153MEC	15.0	49.8	54.9	13	3.9	3.4	4.6
XGL5050-183MEC	18.0	56.5	62.5	12	3.7	3.3	4.5
XGL5050-223MEC	22.0	72.1	79.5	11	3.3	3.0	4.0
XGL5050-333MEC	33.0	107.0	118.0	8	2.5	2.4	3.2

Q200  
125°

### XGL6030 Ultra-Low DCR



Part number	Inductance ±20% (µH)	DCR (mOhms)		SRF typ (MHz)	Isat (A) 30% drop	Irms (A)	
		typ	max			20°C rise	40°C rise
XGL6030-181MEC	0.18	1.0	1.2	140	43.0	25.3	34.7
XGL6030-221MEC	0.22	1.2	1.5	130	39.0	23.0	32.0
XGL6030-381MEC	0.38	2.0	2.4	72	29.0	19.8	28.0
XGL6030-471MEC	0.47	2.2	2.7	66	26.5	18.1	25.0
XGL6030-681MEC	0.68	2.9	3.5	52	22.0	15.8	22.5
XGL6030-821MEC	0.82	3.4	4.0	50	21.0	14.9	21.0
XGL6030-102MEC	1.0	4.2	4.9	42	17.7	13.0	18.1
XGL6030-122MEC	1.2	4.6	5.4	42	17.3	12.0	16.5
XGL6030-152MEC	1.5	6.2	7.3	35	14.5	10.4	15.0
XGL6030-182MEC	1.8	7.5	8.9	33	13.0	9.5	13.0
XGL6030-222MEC	2.2	8.7	10.3	28	12.2	8.5	12.0
XGL6030-332MEC	3.3	13.1	15.4	25	10.4	7.6	10.5
XGL6030-472MEC	4.7	17.5	21.0	19	8.6	7.2	10.0
XGL6030-562MEC	5.6	20.5	24.1	18	8.2	6.5	8.8
XGL6030-682MEC	6.8	25.1	29.5	16	7.3	6.0	8.2
XGL6030-822MEC	8.2	35.0	40.0	14	6.5	5.1	7.1
XGL6030-103MEC	10	38.0	44.0	13	6.2	5.0	7.0
XGL6030-123MEC	12	46.0	53.0	12	5.5	4.4	6.0
XGL6030-153MEC	15	62.1	72.0	10	4.6	3.9	5.2
XGL6030-183MEC	18	69.6	80.0	9.5	4.4	3.4	4.7

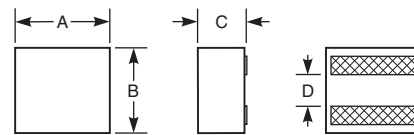
Q200  
125°

### XGL6060 Ultra-Low DCR



Part number	Inductance ±20% (µH)	DCR (mOhms)		SRF typ (MHz)	Isat (A) 30% drop	Irms (A)	
		typ	max			20°C rise	40°C rise
XGL6060-221MEC	0.22	1.1	1.3	125	38.0	22.0	29.0
XGL6060-471MEC	0.47	1.5	1.8	75	29.5	20.0	26.0
XGL6060-681MEC	0.68	2.0	2.3	60	26.5	17.4	22.7
XGL6060-102MEC	1.0	2.5	2.9	46	23.0	16.4	22.0
XGL6060-122MEC	1.2	2.9	3.4	41	20.5	16.0	21.5
XGL6060-152MEC	1.5	3.3	3.8	41	18.3	15.3	20.2
XGL6060-182MEC	1.8	3.8	4.3	35	16.9	14.6	19.7
XGL6060-222MEC	2.2	4.3	4.8	30	16.0	12.5	17.2
XGL6060-332MEC	3.3	5.9	6.5	24	13.4	12.1	16.6
XGL6060-472MEC	4.7	9.1	10.1	19	10.2	9.8	13.5
XGL6060-562MEC	5.6	10.6	11.7	17	9.6	9.1	12.6
XGL6060-682MEC	6.8	12.7	14.0	16	8.9	8.5	11.5
XGL6060-822MEC	8.2	15.2	16.8	14	8.1	7.4	10.1
XGL6060-103MEC	10	18.5	20.4	14	7.3	6.6	9.1
XGL6060-123MEC	12	22.0	24.2	13	6.7	6.1	8.3
XGL6060-153MEC	15	28.2	31.1	11	5.8	5.4	7.4
XGL6060-183MEC	18	33.9	37.3	10	5.5	4.7	6.4
XGL6060-223MEC	22	42.6	46.9	9	5.1	4.2	5.8
XGL6060-333MEC	33	63.1	69.5	7	4.0	3.6	4.9
XGL6060-473MEC	47	97.0	107	6	3.2	2.7	3.7

#### XGL35xxxx



#### Dimensions (inches mm)

Series	A max	B max	C max	D
XGL3512	0.144 3.65	0.132 3.35	0.047 1.2	0.045 1.14
XGL3515	0.144 3.65	0.132 3.35	0.059 1.5	0.045 1.14
XGL3520	0.144 3.65	0.132 3.35	0.079 2.0	0.045 1.14
XGL3530	0.144 3.65	0.132 3.35	0.118 3.0	0.045 1.14
XGL4015	0.169 4.3	0.169 4.3	0.059 1.5	0.062 1.57
XGL4020	0.169 4.3	0.169 4.3	0.083 2.1	0.062 1.57
XGL4025	0.169 4.3	0.169 4.3	0.098 2.5	0.062 1.57
XGL4030	0.169 4.3	0.169 4.3	0.122 3.1	0.062 1.57
XGL4040	0.169 4.3	0.161 4.3	1.614 4.1	0.062 1.57
XGL5020	0.224 5.5	0.216 5.3	0.083 2.1	0.091 2.31
XGL5030 ≤0.82 µH	0.224 5.5	0.216 5.3	0.126 3.2	0.091 2.31
XGL5030 ≥0.90 µH	0.224 5.5	0.216 5.3	0.122 3.1	0.091 2.31
XGL5050	0.224 5.5	0.216 5.3	0.201 5.1	0.091 2.31
XGL6030	0.272 6.91	0.264 6.71	0.122 3.1	0.110 2.79
XGL6060	0.272 6.91	0.264 6.71	0.240 6.1	0.110 2.79

**Q200**  
**125°** **XAL40xx High Current** 

Part number	Inductance ±20% (µH)	DCR (mOhms)		SRF typ (MHz)	Isat (A) 30% drop	Irms (A)	
		nom	max			20°C rise	40°C rise
XAL4020-221MEC	0.22	5.81	6.40	191	18.7	12.0	16.8
XAL4020-401MEC	0.40	7.55	8.30	145	12.5	10.0	14.0
XAL4020-601MEC	0.60	9.50	10.45	106	10.4	7.9	11.7
XAL4020-102MEC	1.0	13.25	14.60	79	8.7	6.7	9.6
XAL4020-122MEC	1.2	17.75	19.50	69	7.9	6.6	9.0
XAL4020-152MEC	1.5	21.45	23.60	64	7.1	5.2	7.5
XAL4020-222MEC	2.2	35.20	38.70	52	5.6	4.0	5.5
XAL4030-332MEC	3.3	26.0	28.6	43	5.9	5.0	6.6
XAL4030-472MEC	4.7	40.1	44.1	36	4.6	3.9	5.1
XAL4030-682MEC	6.8	67.4	74.1	29	3.6	3.0	3.9
XAL4040-822MEC	8.2	60.8	66.9	27	4.0	2.4	3.4
XAL4040-103MEC	10	84.0	92.4	24	3.0	2.2	3.1
XAL4040-153MEC	15	109	120	20	2.9	2.0	2.8

**Q200**  
**125°** **XAL5020 High Current** 

Part number	Inductance ±20% (µH)	DCR (mOhms)		SRF typ (MHz)	Isat (A) 30% drop	Irms (A)	
		nom	max			20°C rise	40°C rise
XAL5020-161MEC	0.16	4.11	5.00	205	24.2	13.9	18.8
XAL5020-331MEC	0.33	6.40	7.68	110	17.1	10.5	14.4
XAL5020-561MEC	0.56	8.30	9.54	80	14.1	9.9	13.9
XAL5020-801MEC	0.80	10.3	11.8	64	12.0	9.4	13.0
XAL5020-122MEC	1.2	17.8	20.5	50	9.5	6.8	9.4

**Q200**  
**125°** **XAL5030/5050 High Current** 

Part number	Inductance ±20% (µH)	DCR (mOhms)		SRF typ (MHz)	Isat (A) 30% drop	Irms (A)	
		nom	max			20°C rise	40°C rise
XAL5030-161MEC	0.16	2.15	2.36	183	31.0	14.2	22.2
XAL5030-331MEC	0.33	3.20	3.52	108	26.0	13.8	19.2
XAL5030-601MEC	0.60	4.11	4.52	75	19.8	13.6	17.7
XAL5030-801MEC	0.80	5.14	5.65	63	18.5	10.0	13.0
XAL5030-102MEC	1.0	8.50	9.40	68	14.0	8.7	11.1
XAL5030-122MEC	1.2	11.40	12.40	45	12.5	7.9	10.4
XAL5030-222MEC	2.2	13.20	14.50	38	9.2	7.2	9.7
XAL5030-332MEC	3.3	21.20	23.30	28	8.7	5.9	8.1
XAL5030-472MEC	4.7	36.00	40.00	23	6.7	4.3	5.9
XAL5050-562MEC	5.6	23.45	25.80	25	6.3	5.3	7.2
XAL5050-682MEC	6.8	26.75	29.45	21	6.0	4.7	6.4
XAL5050-822MEC	8.2	31.75	34.95	18	5.6	4.5	6.1
XAL5050-103MEC	10	40.90	45.00	15	4.9	3.6	4.9
XAL5050-153MEC	15	69.70	76.70	13	3.7	2.9	3.9
XAL5050-223MEC	22	90.60	99.65	11	3.6	2.5	3.4

**Q200**  
**125°** **XAL6030/6060 High Current** 

Part number	Inductance ±20% (µH)	DCR (mOhms)		SRF typ (MHz)	Isat (A) 30% drop	Irms (A)	
		nom	max			20°C rise	40°C rise
XAL6030-181MEC	0.18	1.59	1.75	141	39.0	24	32
XAL6030-331MEC	0.33	2.30	2.53	89	30.0	20	25
XAL6030-561MEC	0.56	3.01	3.31	61	29.0	17	22
XAL6030-102MEC	1.0	5.62	6.18	50	23.0	13	18
XAL6030-122MEC	1.2	6.82	7.50	43	22.0	12	16
XAL6030-182MEC	1.8	9.57	10.52	34	18.2	10	14
XAL6030-222MEC	2.2	12.70	13.97	30	15.9	7.0	10
XAL6030-332MEC	3.3	19.92	20.81	26	12.2	6.0	8.0
XAL6060-472MEC	4.7	13.10	14.40	21	10.5	8.0	11
XAL6060-562MEC	5.6	14.46	15.90	20	9.9	7.5	10
XAL6060-682MEC	6.8	18.90	20.80	18	9.2	7.0	9.0
XAL6060-822MEC	8.2	24.00	26.40	16	8.4	6.0	8.0
XAL6060-103MEC	10	27.00	29.82	14	7.6	5.0	7.0
XAL6060-153MEC	15	39.77	43.75	11	5.8	4.5	6.0
XAL6060-223MEC	22	55.12	60.63	9	5.6	3.6	5.0
XAL6060-333MEC	33	95.68	105.0	7	3.7	2.7	3.6

**Q200**  
**125°** **XAL6020 High Current** 

Part number	Inductance ±20% (µH)	DCR (mOhms)		SRF typ (MHz)	Isat (A) 30% drop	Irms (A)	
		nom	max			20°C rise	40°C rise
XAL6020-121MEC	0.12	1.60	1.85	165	45	21.0	27.0
XAL6020-161MEC	0.16	2.35	2.70	152	41	20.0	26.0
XAL6020-271MEC	0.27	3.45	3.85	97	29.5	19.0	25.0
XAL6020-451MEC	0.45	4.60	5.05	73	24.5	17.0	22.0
XAL6020-601MEC	0.60	6.45	7.10	66	20.5	15.0	18.5
XAL6020-901MEC	0.90	10.63	11.10	56	19.1	11.5	15.2
XAL6020-112MEC	1.1	12.60	13.10	50	17.1	10.0	12.0

**Q200**  
**125°** **XAL7020 High Current** 

Part number	Inductance ±20% (µH)	DCR (mOhms)		SRF typ (MHz)	Isat (A) 30% drop	Irms (A)	
		nom	max			20°C rise	40°C rise
XAL7020-151MEC	0.15	1.9	2.5	161	46.0	18	24
XAL7020-271MEC	0.27	2.9	3.8	112	30.0	15	21
XAL7020-331MEC	0.33	4.0	5.2	88	28.0	14	20
XAL7020-471MEC	0.47	5.3	6.4	72	24.3	12	17
XAL7020-681MEC	0.68	7.9	9.5	54	22.3	10	13
XAL7020-102MEC	1.0	9.8	10.8	46	16.4	8.0	11
XAL7020-122MEC	1.2	11.5	12.8	42	14.5	7.0	10
XAL7020-152MEC	1.5	17.6	19.3	37	15.0	6.0	9.0
XAL7020-222MEC	2.2	28.7	31.6	29	13.6	5.0	7.0

**Q200**  
**125°** **XAL7030 High Current** 

Part number	Inductance ±20% (µH)	DCR (mOhms)		SRF typ (MHz)	Isat (A) 30% drop	Irms (A)	
		nom	max			20°C rise	40°C rise
XAL7030-161MEC	0.16	1.15	1.26	158	60.0	24.9	32.5
XAL7030-301MEC	0.30	1.75	1.92	101	41.0	21.0	27.6
XAL7030-601MEC	0.60	3.00	3.30	72	36.0	18.0	23.0
XAL7030-102MEC	1.0	4.55	5.00	52	28.0	16.1	21.8
XAL7030-152MEC	1.5	7.60	8.36	39	23.5	11.9	15.0
XAL7030-222MEC	2.2	13.7	15.07	29	18.0	10.0	12.9
XAL7030-272MEC	2.7	15.7	17.30	32	12.8	9.2	11.4
XAL7030-332MEC	3.3	19.5	21.45	25	12.3	8.0	10.0
XAL7030-472MEC	4.7	26.1	30.00	21	10.1	6.9	9.0
XAL7030-562MEC	5.6	28.1	32.32	17	9.8	5.3	7.3
XAL7030-682MEC	6.8	45.0	51.75	15	8.7	4.4	6.8
XAL7030-822MEC	8.2	53.0	60.94	13	8.4	2.9	5.9
XAL7030-103MEC	10	60.4	69.46	12	7.7	2.6	5.3

**XAR7030 High Current** 

Part number	Inductance ±20% (µH)	DCR (mOhms)		SRF typ (MHz)	Isat (A) 30% drop	Irms (A)	
		typ	max			20°C rise	40°C rise
XAR7030-161MEC	0.16	1.26	1.40	158	60.0	13.5	18.6
XAR7030-301MEC	0.30	1.75	1.92	101	41.0	13.5	18.6
XAR7030-501MEC	0.50	3.00	3.30	72	36.0	13.5	17.5
XAR7030-102MEC	1.0	4.55	5.00	49	28.0	10.0	14.0
XAR7030-132MEC	1.3	7.60	8.36	51	23.5	8.0	11.0
XAR7030-222MEC	2.2	13.70	15.07	40	18.0	6.2	8.7
XAR7030-272MEC	2.7	15.70	17.30	29	12.8	4.9	7.1
XAR7030-332MEC	3.3	19.50	21.45	29	12.3	4.8	6.5
XAR7030-472MEC	4.7	26.10	30.00	21	10.1	4.0	5.7
XAR7030-562MEC	5.6	28.10	32.32	17	9.8	4.0	5.7
XAR7030-682MEC	6.8	45.00	51.75	15	8.7	3.0	4.1
XAR7030-822MEC	8.2	53.00	60.95	15	8.4	2.9	4.0
XAR7030-103MEC	10	60.40	69.46	12	7.7	2.1	4.0

**Q200**  
**125°** **XAL7050 High Current** 

Part number	Inductance ±20% (µH)	DCR (mOhms)		SRF typ (MHz)	Isat (A) 30% drop	Irms (A)	
		nom	max			20°C rise	40°C rise
XAL7050-103MEC	10	25	29	12.1	7.1	6.3	8.5
XAL7050-153MEC	15	35	41	10.3	6.4	5.1	7.0
XAL7050-183MEC	18	43	50	9.3	6.2	4.5	6.2
XAL7050-223MEC	22	60	70	8.6	5.5	4.0	5.0
XAL7050-333MEC	33	75	85	6.7	4.1	3.4	4.6
XAL7050-473MEC	47	105	120	6.0	3.5	2.5	3.5

Q200  
125°

### XAL7070 High Current



Part number	Inductance ±20% (µH)	DCR (mOhms)		SRF typ (MHz)	Isat (A) 30% drop	Irms (A)	
		nom	max			20°C rise	40°C rise
XAL7070-161MEC	0.16	0.75	0.83	207	78.0	30.5	36.1
XAL7070-301MEC	0.30	1.06	1.17	135	55.6	26.1	33.4
XAL7070-551MEC	0.55	1.42	1.56	89	43.0	23.5	29.0
XAL7070-651MEC	0.65	1.75	1.93	74	40.0	21.0	26.5
XAL7070-801MEC	0.80	2.08	2.29	67	37.8	20.8	25.8
XAL7070-102MEC	1.0	2.55	2.81	64	34.8	20.0	25.0
XAL7070-122MEC	1.2	3.10	3.41	43	31.2	16.2	21.6
XAL7070-182MEC	1.8	4.05	4.46	43	25.0	15.8	21.0
XAL7070-222MEC	2.2	5.73	6.33	35	19.6	13.2	17.8
XAL7070-332MEC	3.3	8.56	9.42	32	19.4	11.5	15.1
XAL7070-472MEC	4.7	12.96	14.26	26	15.2	10.5	13.6
XAL7070-562MEC	5.6	13.67	15.03	21	13.0	8.5	11.4
XAL7070-682MEC	6.8	17.84	19.62	20	12.8	6.8	9.2
XAL7070-223MEC	22	42.26	48.60	8.6	5.3	5.0	6.7
XAL7070-473MEC	47	84.41	97.07	5.7	4.2	3.1	4.1

Q200  
125°

### XAL8050 High Current



Part number	Inductance ±20% (µH)	DCR (mOhms)		SRF typ (MHz)	Isat (A) 30% drop	Irms (A)	
		nom	max			20°C rise	40°C rise
XAL8050-223MEC	22	50.4	71	7.5	6.2	3.7	5.2

Q200  
125°

### XAL8080 High Current



Part number	Inductance ±20% (µH)	DCR (mOhms)		SRF typ (MHz)	Isat (A) 30% drop	Irms (A)	
		nom	max			20°C rise	40°C rise
XAL8080-681MED	0.68	1.38	1.65	70.00	38.0	27.0	37.0
XAL8080-102MED	1.0	2.11	2.33	49.22	31.3	24.9	34.1
XAL8080-222MED	2.2	4.08	4.49	36.73	24.0	16.0	21.5
XAL8080-472MED	4.7	8.89	9.77	24.14	17.4	10.5	14.6
XAL8080-682MED	6.8	13.2	14.5	20.64	14.0	8.0	11.3
XAL8080-103MED	10	21.0	23.1	15.63	10.9	6.6	8.7
XAL8080-223MED	22	32.5	37.4	8.2	5.9	5.5	7.5
XAL8080-473MED	47	73.3	84.3	5.7	4.1	3.5	4.7

Q200  
125°

### XAL1010 High Current



Part number	Inductance ±20% (µH)	DCR (mOhms)		SRF typ (MHz)	Isat (A) 30% drop	Irms (A)	
		nom	max			20°C rise	40°C rise
XAL1010-221MED	0.22	0.45	0.50	115	98.8	41.0	55.5
XAL1010-451MED	0.45	0.65	0.72	66	70.5	40.0	53.0
XAL1010-681MED	0.68	0.87	0.96	53	62.0	36.0	48.0
XAL1010-102MED	1.0	1.00	1.10	42	55.0	32.0	43.5
XAL1010-152MED	1.5	1.60	1.76	33	36.6	31.0	40.5
XAL1010-222MED	2.2	2.55	2.80	22	34.0	24.5	32.0
XAL1010-332MED	3.3	3.70	4.10	21	27.4	18.2	25.0
XAL1010-472MED	4.7	5.20	5.70	19	25.4	17.5	24.0
XAL1010-562MED	5.6	6.30	6.93	16	23.6	15.7	21.2
XAL1010-682MED	6.8	8.10	8.90	14	21.8	14.0	18.5
XAL1010-822MED	8.2	11.70	12.90	12	18.3	12.9	17.1
XAL1010-103MED	10	13.40	14.75	11	17.5	11.5	15.5
XAL1010-153MED	15	16.90	18.60	9	15.5	9.9	13.8

Q200  
125°

### XAL1030 High Current



Part number	Inductance ±20% (µH)	DCR (mOhms)		SRF typ (MHz)	Isat (A) 30% drop	Irms (A)	
		nom	max			20°C rise	40°C rise
XAL1030-161MEC	0.16	1.10	1.21	120	88.0	28.0	42.0
XAL1030-301MEC	0.30	1.55	1.70	78	68.0	25.5	35.0
XAL1030-561MEC	0.56	2.50	2.75	53	44.0	23.0	32.0
XAL1030-102MEC	1.0	4.50	4.95	41	35.0	16.0	23.0

Q200  
125°

### XAL1060 High Current



Part number	Inductance ±20% (µH)	DCR (mOhms)		SRF typ (MHz)	Isat (A) 30% drop	Irms (A)	
		nom	max			20°C rise	40°C rise
XAL1060-181MEC	0.18	0.50	0.55	68	120	28.8	46.0
XAL1060-401MEC	0.40	0.80	0.88	60	82	25.9	36.8
XAL1060-681MEC	0.68	1.35	1.50	51	52	22.4	33.9
XAL1060-122MEC	1.2	2.50	2.75	44	43	17.9	26.3
XAL1060-152MEC	1.5	3.00	3.30	36	36	16.0	24.4
XAL1060-222MEC	2.2	4.50	4.95	25	32	13.9	20.0
XAL1060-332MEC	3.3	7.20	7.92	19	26	11.2	16.8
XAL1060-472MEC	4.7	9.75	10.72	16	25	8.5	14.0

Q200  
125°

### XAL1350 High Current



Part number	Inductance ±20% (µH)	Percent Tolerance*	DCR (mOhms)		SRF typ (MHz)	Isat (A) 30% drop	Irms (A)	
			typ	max			20°C rise	40°C rise
XAL1350-631MED	0.63	30,20	1.50	1.70	50	74	28	38
XAL1350-931MED	0.93	30,20	2.00	2.20	42	60	25	33
XAL1350-132MED	1.3	30,20	2.50	2.70	33	56	23	32
XAL1350-222MED	2.2	30,20	4.16	4.80	23	46	19	24
XAL1350-302MED	3.0	30,20	5.86	6.80	19	37	16	21

\* Bold numbers indicate tolerances carried in stock. When ordering, please replace underscore in part number with the proper tolerance code: N = 30%, M = 20%. (e.g. XAL1350-302MED for a 30% tolerance part.)

Q200  
125°

### XAL1510 High Current



Part number	Inductance ±20% (µH)	DCR (mOhms)		SRF typ (MHz)	Isat (A) 30% drop	Irms (A)	
		nom	max			20°C rise	40°C rise
XAL1510-472MED	4.7	3.35	3.80	12.7	39.0	21	29
XAL1510-682MED	6.8	4.17	4.60	11.5	36.0	19	26
XAL1510-822MED	8.2	6.00	7.50	10.8	30.0	18	24
XAL1510-103MED	10	6.80	9.00	10.1	26.3	16	22
XAL1510-153MED	15	9.17	12.4	8.0	23.0	13	18
XAL1510-223MED	22	14.5	16.0	6.3	18.7	10.5	14
XAL1510-333MED	33	18.7	20.0	5.8	16.7	8.6	12

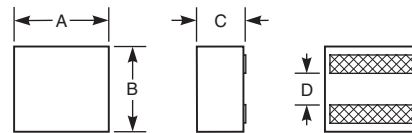
Q200  
125°

### XAL1580 High Current

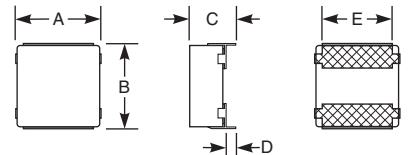


Part number	Inductance ±20% (µH)	DCR (mOhms)		SRF typ (MHz)	Isat (A) 30% drop	Irms (A)	
		nom	max			20°C rise	40°C rise
XAL1580-401MED	0.40	0.50	0.70	53.0	111	47.0	60.0
XAL1580-741MED	0.74	0.72	0.86	35.1	86.0	43.2	59.7
XAL1580-102MED	1.0	0.93	1.12	30.0	73.5	40.6	57.5
XAL1580-132MED	1.3	1.15	1.38	26.2	65.0	34.6	46.7
XAL1580-182MED	1.8	1.61	1.93	21.3	57.0	33.2	43.8
XAL1580-202MED	2.0	1.91	2.29	20.1	51.0	29.5	39.9
XAL1580-302MED	3.0	2.62	3.10	16.0	43.0	25.6	34.4
XAL1580-452MED	4.5	3.82	4.58	12.5	34.2	20.4	27.0
XAL1580-532MED	5.3	4.35	5.22	11.8	33.0	19.5	26.5
XAL1580-612MED	6.1	5.66	6.79	11.7	31.0	16.9	22.6

#### XALxxxx



#### XAR7030



#### Dimensions (inches mm)

Series	Amax	Bmax	Cmax	D	E
XAL1010	0.465 11.8	0.414 10.5	0.394 10.0	0.175 4.45	
XAL1030	0.465 11.8	0.414 10.5	0.122 3.1	0.175 4.45	
XAL1060	0.465 11.8	0.414 10.5	0.236 6.0	0.175 4.45	
XAL1350	0.559 14.2	0.520 13.2	0.197 5.0	0.238 6.05	
XAL1510	0.646 16.4	0.606 15.4	0.394 10.0	0.234 5.95	
XAL1580	0.646 16.4	0.606 15.4	0.315 8.0	0.234 5.95	
XAL4020	0.169 4.3	0.169 4.3	0.083 2.10	0.063 1.6	
XAL4030	0.169 4.3	0.169 4.3	0.122 3.10	0.063 1.6	
XAL4040	0.169 4.3	0.169 4.3	0.161 4.10	0.063 1.6	
XAL5020	0.224 5.50	0.216 5.30	0.079 2.0	0.091 2.31	
XAL5030	0.224 5.50	0.216 5.30	0.122 3.1	0.091 2.31	
XAL5050	0.224 5.50	0.216 5.30	0.201 5.1	0.091 2.31	
XAL6020	0.266 6.76	0.258 6.56	0.083 2.1	0.110 2.79	
XAL6030	0.266 6.76	0.258 6.56	0.122 3.10	0.110 2.79	
XAL6060	0.266 6.76	0.258 6.56	0.242 6.10	0.110 2.79	
XAL7020	0.315 8.0	0.315 8.0	0.079 2.0	0.123 3.12	
XAL7030	0.315 8.0	0.315 8.0	0.122 3.1	0.123 3.12	
XAL7050	0.315 8.0	0.303 7.7	0.197 5.0	0.123 3.12	
XAL7070	0.303 7.7	0.315 8.0	0.276 7.0	0.123 3.12	
XAL8050	0.359 9.1	0.339 8.6	0.197 5.0	0.140 3.56	
XAL8080	0.327 8.3	0.347 8.8	0.315 8.0	0.140 3.56	
XAR7030	0.535 9.0	0.535 9.0	0.377 9.0	0.059 1.5	0.256 6.5

## LPS3008 Shielded

Part number	Inductance ±20% (µH)	DCR max (Ohms)	SRF typ (MHz)	Isat (A)			Irms (A)	
				10% drop	20% drop	30% drop	20°C rise	40°C rise
LPS3008-561MRC	0.56	0.072	330	1.8	2.0	2.1	1.4	2.0
LPS3008-801MRC	0.80	0.092	255	1.6	1.7	1.8	1.1	1.6
LPS3008-102MRC	1.0	0.125	220	1.3	1.4	1.5	0.90	1.3
LPS3008-152MRC	1.5	0.134	170	1.1	1.3	1.3	0.87	1.2
LPS3008-222MRC	2.2	0.175	150	1.0	1.1	1.1	0.85	1.1
LPS3008-332MRC	3.3	0.285	114	0.81	0.86	0.88	0.74	0.95
LPS3008-472MRC	4.7	0.350	87	0.68	0.73	0.74	0.68	0.80
LPS3008-562MRC	5.6	0.450	78	0.62	0.67	0.70	0.58	0.73
LPS3008-682MRC	6.8	0.500	75	0.58	0.61	0.63	0.50	0.67
LPS3008-822MRC	8.2	0.600	61	0.52	0.56	0.58	0.45	0.60
LPS3008-103MRC	10	0.650	56	0.46	0.51	0.52	0.42	0.56
LPS3008-123MRC	12	0.790	49	0.45	0.48	0.50	0.38	0.50
LPS3008-183MRC	18	1.25	38	0.35	0.38	0.40	0.33	0.44
LPS3008-223MRC	22	1.50	35	0.29	0.33	0.34	0.29	0.38
LPS3008-333MRC	33	2.30	23	0.27	0.30	0.31	0.25	0.32
LPS3008-473MRC	47	3.00	21	0.22	0.23	0.24	0.21	0.27
LPS3008-683MRC	68	4.75	18	0.18	0.19	0.20	0.175	0.23
LPS3008-104MRC	100	6.85	14	0.15	0.16	0.16	0.160	0.21
LPS3008-124MRC	120	7.00	13	0.084	0.094	0.10	0.140	0.190
LPS3008-154MRC	150	8.00	11	0.080	0.088	0.092	0.130	0.175
LPS3008-184MRC	180	9.00	10	0.070	0.078	0.082	0.120	0.160

## LPZ3008 Shielded

LPZ3008-224MRC	220	11.5	9.0	0.067	0.073	0.076	0.100	0.145
LPZ3008-334MRC	330	18.0	7.0	0.059	0.064	0.066	0.090	0.130

## LPS3010 Shielded

Part number	Inductance ±20% (µH)	DCR max (Ohms)	SRF typ (MHz)	Isat (A)			Irms (A)	
				10% drop	20% drop	30% drop	20°C rise	40°C rise
LPS3010-471MRC	0.47	0.070	370	1.8	1.9	2.0	1.3	1.80
LPS3010-681MRC	0.68	0.080	270	1.6	1.7	1.7	1.3	1.75
LPS3010-102MRC	1.0	0.085	230	1.5	1.6	1.6	1.1	1.50
LPS3010-152MRC	1.5	0.120	165	1.3	1.4	1.4	1.05	1.40
LPS3010-182MRC	1.8	0.150	150	1.2	1.2	1.3	1.00	1.40
LPS3010-222MRC	2.2	0.220	130	1.3	1.4	1.4	0.90	1.10
LPS3010-332MRC	3.3	0.220	110	0.83	0.88	0.90	0.85	1.10
LPS3010-472MRC	4.7	0.300	92	0.72	0.75	0.77	0.70	0.95
LPS3010-562MRC	5.6	0.400	80	0.67	0.69	0.71	0.60	0.78
LPS3010-682MRC	6.8	0.450	70	0.61	0.63	0.64	0.56	0.74
LPS3010-822MRC	8.2	0.520	62	0.56	0.59	0.59	0.53	0.70
LPS3010-103MRC	10	0.540	58	0.50	0.53	0.55	0.48	0.64
LPS3010-123MRC	12	0.700	47	0.46	0.49	0.50	0.44	0.58
LPS3010-153MRC	15	0.950	43	0.41	0.43	0.44	0.37	0.48
LPS3010-183MRC	18	1.10	40	0.38	0.40	0.41	0.33	0.47
LPS3010-223MRC	22	1.20	36	0.32	0.35	0.36	0.30	0.41
LPS3010-333MRC	33	2.00	27	0.25	0.27	0.28	0.26	0.35
LPS3010-473MRC	47	3.20	21	0.23	0.24	0.25	0.22	0.31
LPS3010-683MRC	68	3.50	21	0.20	0.21	0.22	0.20	0.28
LPS3010-104MRC	100	5.25	14	0.14	0.16	0.17	0.18	0.24
LPS3010-124MRC	120	6.10	12	0.13	0.15	0.15	0.14	0.19
LPS3010-154MRC	150	9.15	11	0.13	0.14	0.14	0.13	0.17
LPS3010-184MRC	180	10.1	9	0.11	0.12	0.13	0.11	0.15
LPS3010-224MRC	220	12.5	8	0.10	0.11	0.12	0.095	0.13

## LPZ3010 Shielded

LPZ3010-334MRC	330	18.5	7.0	0.10	0.105	0.115	0.085	0.11
----------------	-----	------	-----	------	-------	-------	-------	------

## LPS3015 Shielded

Part number	Inductance ±20% (µH)	DCR max (Ohms)	SRF typ (MHz)	Isat (A)			Irms (A)	
				10% drop	20% drop	30% drop	20°C rise	40°C rise
LPS3015-102MRC	1.0	0.075	190	2.4	2.4	2.5	1.4	2.0
LPS3015-152MRC	1.5	0.100	140	2.2	2.2	2.3	1.3	1.7
LPS3015-182MRC	1.8	0.100	135	2.1	2.1	2.3	1.1	1.4
LPS3015-222MRC	2.2	0.110	110	2.0	2.1	2.1	1.1	1.4
LPS3015-332MRC	3.3	0.130	90	1.4	1.5	1.5	1.0	1.4
LPS3015-472MRC	4.7	0.200	79	1.1	1.2	1.2	0.90	1.2
LPS3015-682MRC	6.8	0.300	58	0.83	0.86	0.89	0.68	0.90
LPS3015-103MRC	10	0.440	48	0.60	0.69	0.73	0.55	0.75
LPS3015-153MRC	15	0.700	35	0.58	0.61	0.62	0.44	0.59
LPS3015-183MRC	18	0.750	33	0.56	0.58	0.59	0.43	0.58
LPS3015-223MRC	22	0.825	30	0.48	0.49	0.50	0.42	0.57
LPS3015-333MRC	33	1.30	23	0.39	0.41	0.42	0.35	0.48
LPS3015-473MRC	47	1.55	17	0.36	0.38	0.39	0.30	0.40
LPS3015-683MRC	68	2.35	14	0.29	0.30	0.31	0.25	0.33
LPS3015-104MRC	100	3.40	11	0.24	0.25	0.26	0.19	0.26
LPS3015-124MRC	120	4.65	9.0	0.21	0.22	0.22	0.17	0.23
LPS3015-154MRC	150	6.25	8.0	0.19	0.20	0.20	0.15	0.20
LPS3015-184MRC	180	8.60	7.5	0.16	0.17	0.17	0.13	0.175
LPS3015-224MRC	220	9.50	6.0	0.15	0.16	0.16	0.11	0.155

## LPZ3015 Shielded

LPZ3015-334MRC	330	23.0	5.0	0.10	0.11	0.11	0.070	0.095
----------------	-----	------	-----	------	------	------	-------	-------

## LPS3314 Shielded

Part number	Inductance ±20% (µH)	DCR max (Ohms)	SRF typ (MHz)	Isat (A)			Irms (A)	
				10% drop	20% drop	30% drop	20°C rise	40°C rise
LPS3314-102MRC	1.0	0.062	215	1.8	1.9	2.0	1.6	2.10
LPS3314-222MRC	2.2	0.100	140	1.3	1.4	1.5	1.2	1.60
LPS3314-332MRC	3.3	0.145	115	1.1	1.2	1.3	1.0	1.35
LPS3314-472MRC	4.7	0.175	86	0.97	0.99	1.0	0.90	1.25
LPS3314-562MRC	5.6	0.220	74	0.92	0.95	0.98	0.82	1.10
LPS3314-682MRC	6.8	0.240	72	0.87	0.90	0.91	0.82	1.10
LPS3314-822MRC	8.2	0.270	60	0.58	0.75	0.78	0.70	1.00
LPS3314-103MRC	10	0.330	55	0.56	0.66	0.70	0.65	0.87
LPS3314-153MRC	15	0.440	45	0.44	0.56	0.59	0.62	0.82
LPS3314-183MRC	18	0.575	37	0.60	0.69	0.71	0.52	0.68
LPS3314-223MRC	22	0.720	34	0.44	0.48	0.49	0.45	0.60
LPS3314-333MRC	33	0.920	27	0.30	0.38	0.40	0.43	0.58
LPS3314-473MRC	47	1.40	22	0.28	0.33	0.34	0.35	0.47
LPS3314-563MRC	56	1.55	19	0.26	0.30	0.31	0.32	0.42
LPS3314-683MRC	68	1.80	17	0.22	0.26	0.29	0.30	0.40
LPS3314-823MRC	82	2.00	14	0.20	0.24	0.26	0.29	0.39
LPS3314-104MRC	100	2.75	13	0.19	0.23	0.24	0.24	0.32
LPS3314-124MRC	120	3.45	11	0.19	0.21	0.22	0.22	0.30
LPS3314-154MRC	150	4.10	10	0.16	0.19	0.20	0.20	0.27
LPS3314-184MRC	180	4.80	9.0	0.14	0.17	0.18	0.19	0.25
LPS3314-224MRC	220	6.00	7.0	0.14	0.16	0.17	0.16	0.22
LPS3314-334MRC	330	9.30	6.0	0.11	0.12	0.13	0.13	0.18
LPS3314-474MRC	470	12.0	4.5	0.10	0.11	0.11	0.12	0.16
LPS3314-564MRC	560	14.0	4.5	0.095	0.105	0.11	0.11	0.145
LPS3314-684MRC	680	18.5	4.0	0.092	0.100	0.105	0.095	0.125
LPS3314-824MRC	820	24.0	3.7	0.086	0.099	0.100	0.085	0.110

## LPZ3314 Shielded

LPZ3314-105MRC	1000	31.0	3.0	0.090	0.099	0.100	0.082	0.100
LPZ3314-155MRC	1500	44.0	2.7	0.080	0.086	0.090	0.060	0.080

## LPS4012 Shielded

Part number	Inductance (µH)	DCR max (Ohms)	SRF typ (MHz)	Isat (A)			Irms (A)	
				10% drop	20% drop	30% drop	20°C rise	40°C rise
LPS4012-331MRC	0.33±20%	0.025	375	5.2	5.4	5.5	2.2	3.0
LPS4012-681MRC	0.68±30%	0.055	220	3.5	3.6	3.7	1.8	2.4
LPS4012-102NRC	1.0±30%	0.060	180	2.8	2.9	3.0	1.7	2.4
LPS4012-152MRC	1.5±20%	0.070	140	2.6	2.7	2.8	1.6	2.2
LPS4012-222MRC	2.2±20%	0.100	115	2.3	2.4	2.5	1.2	1.75
LPS4012-332MRC	3.3±20%	0.100	100	1.3	1.4	1.4	1.45	2.00
LPS4012-472MRC	4.7±20%	0.175	70	1.6	1.7	1.8	1.10	1.45
LPS4012-562MRC	5.6±20%	0.260	60	1.5	1.6	1.6	0.85	1.10
LPS4012-682MRC	6.8±20%	0.340	55	1.3	1.3	1.4	0.80	0.98
LPS4012-103MRC	10±20%	0.350	40	0.98	1.0	1.1	0.55	0.75
LPS4012-153MRC	15±20%	0.550	30	0.79	0.82	0.84	0.53	0.73
LPS4012-223MRC	22±20%	0.600	25	0.74	0.78	0.79	0.52	0.70
LPS4012-333MRC	33±20%	0.825	22	0.45	0.47	0.48	0.46	0.61
LPS4012-473MRC	47±20%	1.40	19	0.35	0.37	0.38	0.40	0.52
LPS4012-683MRC	68±20%	1.70	15	0.30	0.32	0.33	0.35	0.46
LPS4012-104MRC	100±20%	2.40	12	0.24	0.26	0.27	0.30	0.40
LPS4012-124MRC	120±20%	3.30	11.5	0.23	0.24	0.25	0.27	0.36
LPS4012-154MRC	150±20%	3.50	10.0	0.21	0.22	0.23	0.25	0.32
LPS4012-184MRC	180±20%	5.00	8.0	0.18	0.19	0.20	0.23	0.29



## LPS4018 Shielded



Part number	Inductance (µH)	DCR max (Ohms)	SRF typ (MHz)	Isat (A)			Irms (A)	
				10% drop	20% drop	30% drop	20°C rise	40°C rise
LPS4018-561MRC	0.56±20%	0.033	250	4.8	5.2	5.3	1.9	2.8
LPS4018-102MRC	1.0±30%	0.042	180	3.8	3.9	4.0	1.8	2.5
LPS4018-222MRC	2.2±20%	0.070	90	2.7	2.8	2.9	1.5	2.0
LPS4018-332MRC	3.3±20%	0.080	75	1.9	2.0	2.0	1.4	1.9
LPS4018-472MRC	4.7±20%	0.125	65	1.8	1.9	1.9	1.3	1.8
LPS4018-682MRC	6.8±20%	0.150	50	1.2	1.3	1.3	1.0	1.5
LPS4018-103MRC	10±20%	0.200	40	1.1	1.2	1.3	0.90	1.25
LPS4018-153MRC	15±20%	0.260	32	0.86	0.91	0.94	0.80	1.12
LPS4018-183MRC	18±20%	0.270	27	0.78	0.83	0.85	0.70	1.00
LPS4018-223MRC	22±20%	0.360	26	0.74	0.80	0.83	0.65	0.90
LPS4018-333MRC	33±20%	0.420	20	0.58	0.64	0.68	0.55	0.80
LPS4018-473MRC	47±20%	0.650	16	0.51	0.55	0.56	0.45	0.68
LPS4018-683MRC	68±20%	0.950	13	0.41	0.45	0.46	0.40	0.56
LPS4018-104MRC	100±20%	1.40	10	0.34	0.36	0.37	0.35	0.50
LPS4018-124MRC	120±20%	1.60	9.0	0.31	0.33	0.34	0.30	0.45
LPS4018-154MRC	150±20%	2.00	8.0	0.27	0.29	0.30	0.28	0.40
LPS4018-184MRC	180±20%	2.50	7.5	0.24	0.26	0.27	0.26	0.36
LPS4018-224MRC	220±20%	3.70	6.5	0.21	0.225	0.235	0.20	0.30
LPS4018-334MRC	330±20%	5.90	5.5	0.18	0.19	0.20	0.17	0.23
LPS4018-474MRC	470±20%	7.80	4.5	0.14	0.16	0.17	0.15	0.20
LPS4018-564MRC	560±20%	10.0	4.0	0.13	0.14	0.15	0.14	0.18
LPS4018-684MRC	680±20%	11.5	3.5	0.12	0.13	0.14	0.12	0.16
LPS4018-824MRC	820±20%	14.0	2.9	0.11	0.12	0.13	0.10	0.14
LPS4018-105MRC	1000±20%	18.0	2.8	0.10	0.11	0.11	0.098	0.125

## LPZ4018 Shielded

LPZ4018-155MRC	1500±20%	25.0	2.4	0.095	0.10	0.105	0.080	0.11
LPZ4018-185MRC	1800±20%	31.5	2.3	0.090	0.095	0.10	0.070	0.095
LPZ4018-225MRC	2200±20%	32.5	2.1	0.088	0.094	0.10	0.070	0.090
LPZ4018-335MRC	3300±20%	48.0	1.6	0.082	0.092	0.094	0.055	0.075

## LPS4414 Shielded



Part number	Inductance ±20% (µH)	DCR max (Ohms)	SRF typ (MHz)	Isat (A)			Irms (A)	
				10% drop	20% drop	30% drop	20°C rise	40°C rise
LPS4414-301MRC	0.30	0.040	470	5.6	5.7	5.8	2.35	3.25
LPS4414-501MRC	0.50	0.050	330	4.3	4.4	4.5	2.10	2.80
LPS4414-801MRC	0.80	0.055	225	3.7	3.75	3.8	1.85	2.50
LPS4414-102MRC	1.0	0.060	190	3.0	3.1	3.2	1.75	2.30
LPS4414-152MRC	1.5	0.078	150	2.9	3.1	3.2	1.55	2.00
LPS4414-182MRC	1.8	0.087	130	2.7	2.8	2.9	1.50	1.90
LPS4414-222MRC	2.2	0.110	115	2.2	2.3	2.35	1.25	1.60
LPS4414-332MRC	3.3	0.165	85.0	1.8	1.9	1.95	1.15	1.50
LPS4414-472MRC	4.7	0.215	68.0	1.4	1.5	1.55	0.90	1.20
LPS4414-562MRC	5.6	0.260	58.0	1.4	1.4	1.5	0.75	1.10
LPS4414-682MRC	6.8	0.270	54.0	1.2	1.3	1.4	0.70	1.00
LPS4414-822MRC	8.2	0.350	50.0	1.1	1.3	1.3	0.70	0.98
LPS4414-103MRC	10	0.380	43.0	1.1	1.2	1.3	0.70	0.95
LPS4414-123MRC	12	0.380	38.0	0.94	0.97	1.0	0.66	0.88
LPS4414-153MRC	15	0.440	36.0	0.85	0.89	0.92	0.63	0.82
LPS4414-183MRC	18	0.530	31.0	0.76	0.80	0.82	0.56	0.75
LPS4414-223MRC	22	0.590	27.0	0.69	0.72	0.74	0.53	0.68
LPS4414-333MRC	33	0.715	23.0	0.47	0.49	0.51	0.49	0.65
LPS4414-473MRC	47	0.935	18.0	0.39	0.42	0.43	0.44	0.58
LPS4414-563MRC	56	1.15	16.0	0.37	0.39	0.40	0.42	0.54
LPS4414-683MRC	68	1.35	14.6	0.32	0.33	0.34	0.36	0.48
LPS4414-104MRC	100	1.90	11.0	0.26	0.28	0.285	0.31	0.40
LPS4414-124MRC	120	2.60	10.0	0.23	0.24	0.25	0.27	0.34
LPS4414-154MRC	150	3.10	9.0	0.22	0.23	0.24	0.24	0.32
LPS4414-224MRC	220	4.10	6.7	0.18	0.20	0.20	0.22	0.29
LPS4414-334MRC	330	6.00	5.6	0.14	0.16	0.165	0.17	0.23
LPS4414-474MRC	470	9.50	4.3	0.13	0.14	0.145	0.14	0.23
LPS4414-564MRC	560	10.7	4.0	0.12	0.13	0.14	0.13	0.17
LPS4414-684MRC	680	11.7	3.5	0.10	0.11	0.12	0.13	0.17
LPS4414-824MRC	820	15.1	3.0	0.10	0.105	0.11	0.11	0.14
LPS4414-105MRC	1000	16.3	2.6	0.10	0.102	0.106	0.10	0.13

## LPZ4414 Shielded

LPZ4414-155MRC	1500	26.4	2.2	0.096	0.099	0.10	0.085	0.11
LPZ4414-185MRC	1800	35.0	1.9	0.089	0.094	0.097	0.075	0.10
LPZ4414-225MRC	2200	42.5	1.9	0.082	0.089	0.092	0.065	0.080
LPZ4414-335MRC	3300	56.0	1.3	0.072	0.078	0.083	0.055	0.070

## LPS5010 Shielded



Part number	Inductance ±20% (µH)	DCR max (Ohms)	SRF typ (MHz)	Isat (A)			Irms (A)	
				10% drop	20% drop	30% drop	20°C rise	40°C rise
LPS5010-471MRC	0.47	0.038	290	3.1	3.3	3.4	2.0	2.7
LPS5010-821MRC	0.82	0.058	195	2.3	2.5	2.6	1.2	1.5
LPS5010-152MRC	1.5	0.072	168	1.7	1.8	1.9	0.90	1.4
LPS5010-222MRC	2.2	0.100	144	1.4	1.5	1.6	0.88	1.2
LPS5010-332MRC	3.3	0.125	105	1.1	1.2	1.3	0.86	1.1
LPS5010-472MRC	4.7	0.175	76	0.95	1.1	1.1	0.85	0.98
LPS5010-562MRC	5.6	0.240	75	0.90	0.97	1.00	0.75	0.92
LPS5010-682MRC	6.8	0.255	71	0.82	0.90	0.93	0.74	0.85
LPS5010-103MRC	10	0.350	51	0.66	0.72	0.74	0.73	0.80
LPS5010-153MRC	15	0.500	39	0.55	0.59	0.62	0.68	0.75
LPS5010-223MRC	22	0.670	32	0.47	0.51	0.53	0.46	0.62
LPS5010-333MRC	33	1.05	26	0.38	0.42	0.43	0.40	0.55
LPS5010-473MRC	47	1.45	20	0.31	0.34	0.36	0.33	0.44
LPS5010-683MRC	68	2.00	15	0.26	0.29	0.30	0.25	0.35
LPS5010-104MRC	100	3.10	12	0.21	0.23	0.24	0.21	0.28
LPS5010-124MRC	120	3.50	11	0.20	0.22	0.23	0.19	0.25
LPS5010-154MRC	150	4.25	9.0	0.18	0.20	0.21	0.17	0.23
LPS5010-224MRC	220	6.25	7.0	0.15	0.16	0.17	0.15	0.20
LPS5010-334MRC	330	8.60	5.5	0.12	0.13	0.14	0.13	0.185
LPS5010-474MRC	470	12.7	4.5	0.090	0.11	0.11	0.11	0.150
LPS5010-564MRC	560	15.7	4.0	0.090	0.10	0.10	0.10	0.135
LPS5010-684MRC	680	20.0	3.7	0.090	0.097	0.10	0.090	0.125

## LPZ5010 Shielded

LPZ5010-105MRC	1000	28.0	3.0	0.087	0.096	0.10	0.080	0.11
----------------	------	------	-----	-------	-------	------	-------	------

## LPS5015 Shielded



Part number	Inductance ±20% (µH)	DCR max (Ohms)	SRF typ (MHz)	Isat (A)			Irms (A)	
				10% drop	20% drop	30% drop	20°C rise	40°C rise
LPS5015-102MRC	1.0	0.050	183	3.6	3.8	3.9	1.90	2.65
LPS5015-132MRC	1.3	0.065	150	2.5	2.6	2.8	1.70	2.35
LPS5015-182MRC	1.8	0.075	128	2.6	2.8	2.9	1.50	2.15
LPS5015-222MRC	2.2	0.090	116	2.4	2.6	2.7	1.40	2.00
LPS5015-332MRC	3.3	0.125	88	1.9	2.0	2.0	1.30	1.80
LPS5015-472MRC	4.7	0.150	73	1.6	1.7	1.8	1.20	1.62
LPS5015-562MRC	5.6	0.175	67	1.6	1.6	1.6	1.10	1.45
LPS5015-682MRC	6.8	0.225	57	1.3	1.4	1.5	0.90	1.25
LPS5015-822MRC	8.2	0.280	49	1.3	1.3	1.4	0.85	1.05
LPS5015-103MRC	10	0.300	44	1.2	1.3	1.3	0.80	0.95
LPS5015-123MRC	12	0.350	40	1.0	1.1	1.2	0.75	0.84
LPS5015-153MRC	15	0.360	38	0.80	0.84	0.86	0.73	0.84
LPS5015-183MRC	18	0.550	35	0.75	0.77	0.80	0.70	0.83
LPS5015-223MRC	22	0.675	31	0.70	0.73	0.75	0.60	0.82
LPS5015-333MRC	33	0.750	24	0.55	0.59	0.60	0.50	0.70
LPS5015-473MRC	47	1.00	18	0.46	0.48	0.49	0.45	0.57
LPS5015-563MRC	56	1.13	17	0.40	0.43	0.45	0.40	0.52
LPS5015-683MRC	68	1.45	15	0.33	0.38	0.39	0.35	0.47
LPS5015-104MRC	100	1.95	12	0.30	0.33	0.34	0.30	0.42
LPS5015-124MRC	120	2.50	10	0.25	0.28	0.30	0.27	0.37
LPS5015-154MRC	150	3.40	9.3	0.23	0.25	0.26	0.25	0.33
LPS5015-224MRC	220	4.50	7.3	0.20	0.21	0.22	0.22	0.29
LPS5015-334MRC	330	7.40	5.7	0.15	0.17	0.18	0.17	0.22
LPS5015-474MRC	470	7.50	4.9	0.12	0.12	0.13	0.16	0.21
LPS5015-564MRC	560	8.50	4.3	0.10	0.11	0.12	0.14	0.190
LPS5015-684MRC	680	10.6	4.0	0.10	0.11	0.11	0.13	0.175
LPS5015-105MRC	1000	15.0	3.2	0.080	0.090	0.093	0.10	0.150
LPS5015-155MRC	1500	25.0	2.5	0.080	0.086	0.088	0.090	0.140
LPS5015-185MRC	1800	28.0	2.2	0.078	0.083	0.086	0.085	0.130
LPS5015-225MRC	2200	36.0	2.1	0.072	0.078	0.080	0.065	0.090

## LPZ5015 Shielded

LPZ5015-335MRC	3300	55.0	1.7	0.064	0.072	0.076	0.055	0.075
LPZ5015-475MRC	4700	80.0	1.4					



## LPS5030 Shielded



Part number	Inductance ±20% (µH)	DCR max (Ohms)	SRF typ (MHz)	Isat (A)			Irms (A)	
				10% drop	20% drop	30% drop	20°C rise	40°C rise
LPS5030-901MRC	0.90	0.040	250	3.8	4.0	4.1	2.10	2.80
LPS5030-122MRC	1.2	0.043	210	3.5	3.6	3.7	2.00	2.65
LPS5030-172MRC	1.7	0.051	190	3.0	3.2	3.3	1.90	2.50
LPS5030-222MRC	2.2	0.057	168	2.9	3.1	3.2	1.60	2.15
LPS5030-332MRC	3.3	0.066	125	2.3	2.5	2.6	1.40	1.80
LPS5030-472MRC	4.7	0.083	84	1.9	2.0	2.0	1.30	1.75
LPS5030-562MRC	5.6	0.089	70	1.8	1.8	1.9	1.25	1.65
LPS5030-682MRC	6.8	0.099	56	1.6	1.7	1.7	1.20	1.60
LPS5030-822MRC	8.2	0.125	45	1.6	1.7	1.7	1.10	1.55
LPS5030-103MRC	10.0	0.127	30	1.4	1.4	1.4	1.00	1.50
LPS5030-123MRC	12.0	0.155	24	1.3	1.4	1.4	0.95	1.40
LPS5030-153MRC	15.0	0.160	32	0.80	0.90	0.90	0.92	1.40
LPS5030-183MRC	18.0	0.170	27	0.80	0.82	0.87	0.90	1.30
LPS5030-223MRC	22.0	0.190	24	0.70	0.75	0.78	0.88	1.25
LPS5030-333MRC	33.0	0.260	19	0.60	0.63	0.64	0.85	1.20
LPS5030-473MRC	47.0	0.330	16	0.50	0.53	0.55	0.75	1.00
LPS5030-683MRC	68.0	0.440	12	0.40	0.43	0.44	0.65	0.900
LPS5030-823MRC	82.0	0.470	11	0.38	0.40	0.40	0.60	0.830
LPS5030-104MRC	100	0.600	10	0.27	0.31	0.32	0.55	0.750
LPS5030-124MRC	120	0.800	9	0.26	0.29	0.30	0.45	0.660
LPS5030-154MRC	150	0.860	7.5	0.22	0.25	0.263	0.42	0.570
LPS5030-224MRC	220	1.35	6.0	0.21	0.235	0.245	0.36	0.500
LPS5030-334MRC	330	1.80	5.0	0.155	0.155	0.200	0.32	0.420
LPS5030-474MRC	470	2.80	4.0	0.117	0.134	0.146	0.28	0.370
LPS5030-564MRC	560	3.20	3.6	0.110	0.130	0.140	0.23	0.320
LPS5030-684MRC	680	3.80	3.0	0.100	0.120	0.126	0.20	0.290
LPS5030-105MRC	1000	5.10	2.5	0.100	0.110	0.110	0.18	0.250
LPS5030-155MRC	1500	7.60	2.0	0.068	0.080	0.089	0.15	0.210
LPS5030-185MRC	1800	10.0	1.8	0.069	0.081	0.086	0.13	0.170
LPS5030-225MRC	2200	11.0	1.6	0.063	0.074	0.080	0.10	0.150
LPS5030-335MRC	3300	19.5	1.3	0.056	0.063	0.067	0.090	0.125
LPS5030-475MRC	4700	26.0	1.1	0.049	0.056	0.059	0.080	0.110



## LPS6235 Shielded



Part number	Inductance ±20% (µH)	DCR max (Ohms)	SRF typ (MHz)	Isat (A)			Irms (A)	
				10% drop	20% drop	30% drop	20°C rise	40°C rise
LPS6235-682MRC	6.8	0.075	55	2.6	2.7	2.8	1.30	1.90
LPS6235-822MRC	8.2	0.095	48	2.5	2.6	2.7	1.30	1.85
LPS6235-103MRC	10.0	0.100	37	2.3	2.4	2.5	1.28	1.80
LPS6235-123MRC	12.0	0.110	29	1.9	2.2	2.3	1.25	1.75
LPS6235-153MRC	15.0	0.125	25	1.9	2.0	2.0	1.22	1.70
LPS6235-183MRC	18.0	0.140	24	1.7	1.8	1.9	1.20	1.65
LPS6235-223MRC	22.0	0.145	24	1.6	1.7	1.7	1.10	1.60
LPS6235-333MRC	33.0	0.180	16	1.3	1.4	1.5	1.00	1.30
LPS6235-473MRC	47.0	0.245	13	1.1	1.2	1.2	0.80	1.15
LPS6235-563MRC	56.0	0.280	12	1.0	1.0	1.1	0.75	1.07
LPS6235-683MRC	68.0	0.345	10.8	0.90	0.94	0.96	0.73	1.00
LPS6235-823MRC	82.0	0.315	10.0	0.46	0.52	0.55	0.72	0.95
LPS6235-104MRC	100.0	0.375	9.0	0.46	0.52	0.54	0.70	0.90
LPS6235-124MRC	120.0	0.435	8.3	0.44	0.48	0.51	0.60	0.80
LPS6235-154MRC	150.0	0.535	7.3	0.37	0.43	0.45	0.53	0.73
LPS6235-224MRC	220.0	0.820	5.6	0.31	0.36	0.37	0.45	0.64
LPS6235-334MRC	330.0	1.20	4.4	0.26	0.29	0.30	0.40	0.50
LPS6235-474MRC	470.0	1.60	3.6	0.22	0.25	0.26	0.32	0.43
LPS6235-564MRC	560.0	2.00	3.1	0.20	0.22	0.23	0.29	0.38
LPS6235-684MRC	680.0	2.20	2.8	0.17	0.19	0.21	0.28	0.37
LPS6235-824MRC	820.0	2.70	2.5	0.16	0.18	0.19	0.26	0.33
LPS6235-105MRC	1000.0	3.40	2.2	0.14	0.17	0.18	0.24	0.30
LPS6235-155MRC	1500.0	4.60	1.9	0.12	0.13	0.14	0.19	0.26
LPS6235-185MRC	1800.0	5.42	1.7	0.11	0.12	0.13	0.18	0.23
LPS6235-225MRC	2200.0	6.70	1.5	0.090	0.11	0.11	0.16	0.22
LPS6235-335MRC	3300.0	9.50	1.1	0.080	0.090	0.10	0.14	0.180
LPS6235-475MRC	4700.0	14.5	0.94	0.070	0.077	0.084	0.11	0.150
LPS6235-565MRC	5600.0	16.4	0.86	0.060	0.070	0.080	0.10	0.130
LPS6235-685MRC	6800.0	21.4	0.80	0.057	0.065	0.069	0.090	0.120
LPS6235-825MRC	8200.0	24.5	0.70	0.052	0.060	0.067	0.085	0.115
LPS6235-106MRC	10000.0	29.5	0.61	0.050	0.055	0.060	0.075	0.095



## LPS6225 Shielded

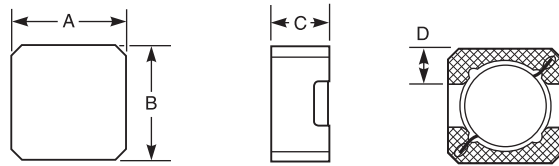


Part number	Inductance ±20% (µH)	DCR max (Ohms)	SRF typ (MHz)	Isat (A)			Irms (A)	
				10% drop	20% drop	30% drop	20°C rise	40°C rise
LPS6225-102MRC	1.0	0.040	178	5.3	5.4	5.4	1.1	1.65
LPS6225-222MRC	2.2	0.045	100	3.9	4.0	4.1	1.0	1.40
LPS6225-332MRC	3.3	0.055	68	3.5	3.5	3.6	1.0	1.35
LPS6225-472MRC	4.7	0.065	53	3.0	3.1	3.2	0.90	1.30
LPS6225-682MRC	6.8	0.095	40	2.6	2.7	2.8	0.90	1.30
LPS6225-103MRC	10	0.105	35	2.5	2.6	2.7	0.90	1.30
LPS6225-153MRC	15	0.170	23	2.1	2.2	2.2	0.85	1.20
LPS6225-223MRC	22	0.175	17	1.4	1.5	1.6	0.80	1.10
LPS6225-333MRC	33	0.260	14	1.1	1.2	1.2	0.65	0.90
LPS6225-473MRC	47	0.360	10	0.98	1.0	1.0	0.60	0.80
LPS6225-683MRC	68	0.420	9.6	0.58	0.61	0.62	0.57	0.74
LPS6225-104MRC	100	0.610	7.7	0.48	0.51	0.52	0.47	0.64
LPS6225-124MRC	120	0.750	7.4	0.42	0.45	0.46	0.43	0.58
LPS6225-154MRC	150	0.920	6.4	0.39	0.41	0.42	0.40	0.54
LPS6225-224MRC	220	1.30	5.0	0.32	0.34	0.35	0.37	0.50
LPS6225-334MRC	330	2.00	3.8	0.26	0.27	0.28	0.28	0.39
LPS6225-474MRC	470	2.60	3.2	0.22	0.23	0.24	0.24	0.37
LPS6225-684MRC	680	4.00	2.8	0.18	0.19	0.20	0.18	0.26
LPS6225-105MRC	1000	6.00	2.3	0.15	0.16	0.17	0.15	0.24
LPS6225-155MRC	1500	9.00	1.8	0.12	0.13	0.13	0.13	0.20
LPS6225-185MRC	1800	11.7	1.7	0.11	0.12	0.12	0.11	0.14
LPS6225-225MRC	2200	13.5	1.3	0.10	0.10	0.11	0.11	0.13
LPS6225-335MRC	3300	21.0	1.1	0.099	0.10	0.11	0.080	0.11
LPS6225-475MRC	4700	30.0	0.90	0.086	0.096	0.10	0.075	0.090
LPS6225-565MRC	5600	36.0	0.72	0.083	0.090	0.096	0.070	0.090
LPS6225-685MRC	6800	43.0	0.70	0.080	0.086	0.089	0.065	0.080
LPS6225-825MRC	8200	54.0	0.69	0.079	0.086	0.088	0.060	0.075
LPS6225-106MRC	10000	70.0	0.68	0.075	0.084	0.087	0.060	0.065

## LPS8045B Shielded



Part number	Inductance ±20% (µH)	DCR (Ohms)		SRF typ (MHz)	Isat (A)			Irms (A)	
		nom	max		10% drop	20% drop	30% drop	20°C rise	40°C rise
LPS8045B-682MRC	6.8	0.059	0.075	63	3.6	3.9	4.0	1.80	2.40
LPS8045B-103MRC	10	0.073	0.090	49	2.8	3.2	3.3	1.55	2.15
LPS8045B-153MRC	15	0.092	0.110	23	2.5	2.7	2.7	1.35	1.85
LPS8045B-223MRC	22	0.102	0.130	21	2.0	2.3	2.4	1.25	1.75
LPS8045B-333MRC	33	0.121	0.145	12	1.8	2.0	2.1	1.20	1.60
LPS8045B-473MRC	47	0.153	0.179	10	1.6	1.7	1.8	1.10	1.50
LPS8045B-683MRC	68	0.193	0.223	8.7	1.2	1.3	1.4	0.95	1.35
LPS8045B-104MRC	100	0.297	0.342	6.5	1.0	1.1	1.1	0.78	1.10
LPS8045B-154MRC	150	0.379	0.442	5.0	0.88	0.93	0.95	0.70	0.95
LPS8045B-224MRC	220	0.564	0.662	4.3	0.70	0.74	0.77	0.60	0.82
LPS8045B-334MRC	330	0.834	0.950	3.0	0.52	0.58	0.61	0.48	0.65
LPS8045B-474MRC	470	1.28	1.45	2.5	0.43	0.48	0.50	0.39	0.53
LPS8045B-684MRC	680	1.88	2.23	2.2	0.33	0.39	0.43	0.32	0.44
LPS8045B-105MRC	1000	2.92	3.22	1.3	0.31	0.34	0.36	0.23	0.32



Dimensions (inches mm)

Series	A max	B max	C max	D
LPS5030	0.192 4.88	0.192 4.88	0.1180 3.00	0.065 1.65
LPS6225	0.239 6.08	0.239 6.08	0.0980 2.50	0.079 1.99
LPS6235	0.239 6.08	0.239 6.08	0.1380 3.50	0.079 1.99
LPS8045	0.318 8.08	0.318 8.08	0.1780 4.70	0.126 3.19

## MOS6020 Shielded

Part number	Inductance ±20% (µH)	DCR max (Ohms)	SRF typ (MHz)	Isat (A)			Irms (A)	
				10% drop	20% drop	30% drop	20°C rise	40°C rise
MOS6020-222MLC	2.2	0.035	110	2.86	3.26	3.56	3.0	4.1
MOS6020-332MLC	3.3	0.046	85	1.90	2.28	2.46	2.6	3.6
MOS6020-472MLC	4.7	0.050	60	1.46	1.82	1.94	2.3	3.1
MOS6020-682MLC	6.8	0.078	55	1.32	1.56	1.72	1.9	2.7
MOS6020-822MLC	8.2	0.085	45	0.94	1.18	1.30	1.7	2.3
MOS6020-103MLC	10	0.092	36	0.79	0.95	1.06	1.6	2.2
MOS6020-153MLC	15	0.130	30	0.83	0.95	1.03	1.3	1.8
MOS6020-223MLC	22	0.182	22	0.79	0.92	0.97	1.0	1.4
MOS6020-333MLC	33	0.290	20	0.57	0.67	0.74	0.80	1.1
MOS6020-473MLC	47	0.420	16	0.45	0.56	0.62	0.50	0.7
MOS6020-683MLC	68	0.520	15	0.37	0.45	0.51	0.45	0.63
MOS6020-104MLC	100	0.800	13	0.35	0.40	0.44	0.40	0.56
MOS6020-154MLC	150	1.28	10	0.26	0.30	0.33	0.35	0.49
MOS6020-224MLC	220	2.00	8	0.22	0.26	0.28	0.30	0.42
MOS6020-334MLC	330	2.84	7	0.18	0.22	0.24	0.25	0.35
MOS6020-474MLC	470	4.40	5	0.15	0.17	0.19	0.22	0.29

## MSS6122 Shielded

Part number	Inductance ±20% (µH)	DCR max (Ohms)	SRF typ (MHz)	Isat (A)			Irms (A)	
				10% drop	20% drop	30% drop	20°C rise	40°C rise
MSS6122-472MLC	4.7	0.065	65.0	1.44	1.66	1.82	1.60	2.30
MSS6122-562MLC	5.6	0.083	60.0	1.22	1.46	1.60	1.50	2.10
MSS6122-682MLC	6.8	0.100	48.0	1.18	1.36	1.50	1.40	2.00
MSS6122-822MLC	8.2	0.120	44.0	1.12	1.24	1.36	1.30	1.80
MSS6122-103MLC	10	0.150	42.0	0.98	1.10	1.20	1.20	1.70
MSS6122-123MLC	12	0.176	40.0	0.97	1.06	1.14	1.13	1.60
MSS6122-153MLC	15	0.210	38.0	0.85	0.97	1.04	1.06	1.50
MSS6122-183MLC	18	0.280	35.0	0.78	0.89	0.97	0.99	1.40
MSS6122-223MLC	22	0.310	32.0	0.64	0.75	0.82	0.92	1.30
MSS6122-273MLC	27	0.350	26.0	0.62	0.71	0.77	0.85	1.20
MSS6122-333MLC	33	0.460	22.0	0.60	0.69	0.74	0.77	1.10
MSS6122-393MLC	39	0.540	19.0	0.50	0.59	0.64	0.70	1.00
MSS6122-473MLC	47	0.680	18.0	0.47	0.55	0.60	0.63	0.90
MSS6122-563MLC	56	0.740	17.0	0.43	0.50	0.54	0.56	0.80
MSS6122-683MLC	68	1.000	16.0	0.40	0.46	0.50	0.49	0.70
MSS6122-823MLC	82	1.200	15.0	0.37	0.43	0.46	0.42	0.60
MSS6122-104MLC	100	1.370	12.5	0.32	0.37	0.40	0.35	0.50

## MSS5121 Shielded

Part number	Inductance ±20% (µH)	DCR max (Ohms)	SRF typ (MHz)	Isat (A)			Irms (A)	
				10% drop	20% drop	30% drop	20°C rise	40°C rise
MSS5121-222MLC	2.2	0.050	120.0	1.86	2.10	2.30	2.1	2.9
MSS5121-332MLC	3.3	0.070	90.0	1.62	1.84	2.00	1.7	2.3
MSS5121-472MLC	4.7	0.095	80.0	1.38	1.54	1.66	1.4	1.9
MSS5121-562MLC	5.6	0.100	73.0	1.28	1.42	1.54	1.3	1.8
MSS5121-682MLC	6.8	0.110	65.0	1.10	1.28	1.38	1.2	1.6
MSS5121-822MLC	8.2	0.135	55.0	1.06	1.22	1.32	1.1	1.5
MSS5121-103MLC	10	0.160	47.0	0.98	1.08	1.18	0.99	1.3
MSS5121-123MLC	12	0.190	41.0	0.87	0.99	1.05	0.91	1.2
MSS5121-153MLC	15	0.280	37.0	0.76	0.85	0.90	0.82	1.1
MSS5121-183MLC	18	0.300	35.0	0.71	0.81	0.87	0.75	1.0
MSS5121-223MLC	22	0.330	32.0	0.68	0.77	0.82	0.71	0.97
MSS5121-273MLC	27	0.420	27.0	0.61	0.69	0.74	0.63	0.85
MSS5121-333MLC	33	0.480	25.0	0.58	0.64	0.67	0.56	0.76
MSS5121-393MLC	39	0.530	23.0	0.48	0.54	0.58	0.55	0.73
MSS5121-473MLC	47	0.750	22.0	0.44	0.51	0.54	0.46	0.63
MSS5121-563MLC	56	0.860	19.0	0.40	0.46	0.49	0.44	0.60
MSS5121-683MLC	68	1.00	18.0	0.37	0.42	0.46	0.41	0.56
MSS5121-823MLC	82	1.20	15.0	0.35	0.40	0.42	0.35	0.47
MSS5121-104MLC	100	1.40	13.5	0.28	0.32	0.35	0.33	0.44
MSS5121-124MLC	120	1.60	12.0	0.26	0.30	0.32	0.31	0.42
MSS5121-154MLC	150	2.10	9.0	0.26	0.29	0.31	0.29	0.38
MSS5121-184MLC	180	2.31	8.5	0.21	0.25	0.27	0.25	0.34
MSS5121-224MLC	220	3.10	7.5	0.21	0.24	0.25	0.22	0.29
MSS5121-274MLC	270	3.50	7.0	0.18	0.20	0.22	0.20	0.27
MSS5121-334MLC	330	4.00	6.5	0.17	0.19	0.20	0.19	0.26
MSS5121-394MLC	390	5.00	5.8	0.15	0.17	0.19	0.15	0.21

## MSS6132 Shielded

Part number	Inductance ±20% (µH)	DCR max (Ohms)	SRF typ (MHz)	Isat (A)			Irms (A)	
				10% drop	20% drop	30% drop	20°C rise	40°C rise
MSS6132-472MLC	4.7	0.043	65.0	2.18	2.60	2.84	2.30	3.10
MSS6132-562MLC	5.6	0.048	60.0	2.10	2.50	2.74	2.20	2.95
MSS6132-682MLC	6.8	0.052	47.0	1.80	2.12	2.30	2.10	2.80
MSS6132-822MLC	8.2	0.055	45.0	1.78	2.06	2.22	2.00	2.65
MSS6132-103MLC	10	0.070	39.0	1.36	1.64	1.84	1.90	2.50
MSS6132-123MLC	12	0.079	33.0	1.30	1.54	1.70	1.75	2.35
MSS6132-153MLC	15	0.106	27.0	1.16	1.42	1.56	1.65	2.20
MSS6132-183MLC	18	0.118	24.0	1.04	1.22	1.36	1.55	2.05
MSS6132-223MLC	22	0.158	21.0	0.97	1.12	1.22	1.45	1.90
MSS6132-273MLC	27	0.180	19.0	0.91	1.08	1.18	1.30	1.75
MSS6132-333MLC	33	0.250	18.0	0.81	0.96	1.10	1.20	1.60
MSS6132-393MLC	39	0.275	17.0	0.79	0.92	0.99	1.10	1.45
MSS6132-473MLC	47	0.300	16.0	0.72	0.86	0.93	0.95	1.30
MSS6132-563MLC	56	0.380	14.0	0.61	0.72	0.79	0.85	1.15
MSS6132-683MLC	68	0.410	12.0	0.55	0.63	0.69	0.73	1.00
MSS6132-823MLC	82	0.510	10.0	0.53	0.62	0.67	0.60	0.85
MSS6132-104MLC	100	0.660	9.0	0.45	0.54	0.59	0.50	0.69

## MSS5131 Shielded

Part number	Inductance ±20% (µH)	DCR max (Ohms)	SRF typ (MHz)	Isat (A)			Irms (A)	
				10% drop	20% drop	30% drop	20°C rise	40°C rise
MSS5131-222MLC	2.2	0.020	65.0	1.76	2.08	2.30	2.00	3.30
MSS5131-332MLC	3.3	0.028	60.0	1.33	1.58	1.73	1.60	2.90
MSS5131-472MLC	4.7	0.038	48.0	1.08	1.32	1.42	1.40	2.50
MSS5131-562MLC	5.6	0.042	44.0	1.00	1.20	1.30	1.30	2.30
MSS5131-682MLC	6.8	0.050	42.0	0.98	1.14	1.24	1.20	2.16
MSS5131-822MLC	8.2	0.058	40.0	0.90	1.04	1.18	1.10	2.00
MSS5131-103MLC	10	0.070	38.0	0.85	0.98	1.13	1.00	1.90
MSS5131-123MLC	12	0.080	35.0	0.72	0.85	0.94	0.97	1.60
MSS5131-153MLC	15	0.100	32.0	0.67	0.78	0.86	0.94	1.50
MSS5131-183MLC	18	0.120	26.0	0.61	0.72	0.79	0.89	1.40
MSS5131-223MLC	22	0.145	22.0	0.54	0.64	0.70	0.87	1.30
MSS5131-273MLC	27	0.161	19.0	0.48	0.56	0.62	0.85	1.20
MSS5131-333MLC	33	0.200	18.0	0.44	0.52	0.58	0.80	1.10
MSS5131-393MLC	39	0.215	17.0	0.42	0.50	0.55	0.74	1.00
MSS5131-473MLC	47	0.270	16.0	0.38	0.46	0.51	0.71	0.95
MSS5131-563MLC	56	0.280	15.0	0.34	0.42	0.47	0.70	0.90
MSS5131-683MLC	68	0.368	12.5	0.31	0.38	0.42	0.66	0.85
MSS5131-823MLC	82	0.420	12.0	0.27	0.32	0.35	0.62	0.80
MSS5131-104MLC	100	0.580	11.5	0.26	0.30	0.33	0.55	0.69
MSS5131-124MLC	120	0.610	11.0	0.23	0.27	0.30	0.51	0.62
MSS5131-154MLC	150	0.820	10.0	0.21	0.26	0.28	0.47	0.58
MSS5131-184MLC	180	1.00	9.0	0.19	0.23	0.25	0.43	0.54
MSS5131-224MLC	220	1.10	8.0	0.18	0.21	0.23	0.39	0.50
MSS5131-274MLC	270	1.43	7.5	0.15	0.18	0.20	0.35	0.45
MSS5131-334MLC	330	1.58	6.8	0.13	0.17	0.19	0.32	0.42
MSS5131-394MLC	390	1.80	5.4	0.12	0.15	0.16	0.30	0.38

## MSS7331 Shielded

Part number	Inductance (µH)	DCR (Ohms)		SRF typ (MHz)	Isat (A)			Irms (A)	
		nom	max		10% drop	20% drop	30% drop	20°C rise	40°C rise
MSS7331-152NLC	1.5±30%	0.009	0.012	80.0	3.5	4.4	5.1	4.8	6.9
MSS7331-302NLC	3.0±30%	0.014	0.020	55.0	2.3	3.0	3.5	4.2	6.0
MSS7331-392NLC	3.9±30%	0.017	0.023	45.0	2.2	2.8	3.2	4.1	5.7
MSS7331-502MLC	5.0±20%	0.022	0.030	40.0	2.0	2.4	2.8	3.3	4.5
MSS7331-602MLC	6.0±20%	0.025	0.033	38.0	1.8	2.2	2.6	3.4	4.6
MSS7331-732MLC	7.3±20%	0.035	0.045	35.0	1.8	2.2	2.5	2.8	3.8
MSS7331-862MLC	8.6±20%	0.038	0.048	33.5	1.6	2.0	2.2	2.5	3.4
MSS7331-103MLC	10±20%	0.046	0.052	30.0	1.4	1.7	1.9	2.4	3.2
MSS7331-123MLC	12±20%	0.058	0.066	26.0	1.3	1.6	1.7	2.1	2.8
MSS7331-153MLC	15±20%	0.067	0.075	24.0	1.2	1.4	1.6	2.0	2.7
MSS7331-183MLC	18±20%	0.071	0.088	22.0	1.1	1.3	1.4	1.9	2.6
MSS7331-223MLC	22±20%	0.095	0.113	21.0	0.98	1.2	1.3	1.6	2.2
MSS7331-273MLC	27±20%	0.105	0.132						

Q200  
85°

## MSS7341 Shielded\*



Part number	Inductance (µH)	Percent Tolerance*	DCR (Ohms)		SRF typ (MHz)	Isat (A)			Irms (A)	
			nom	max		10% drop	20% drop	30% drop	20°C rise	40°C rise
MSS7341-332_LD	3.3	30, 20	0.014	0.018	85	2.74	3.28	3.72	3.95	5.00
MSS7341-502_LD	5.0	30, 20	0.018	0.023	49	2.30	2.82	3.16	3.40	4.70
MSS7341-622_LD	6.2	30, 20	0.024	0.027	42	2.18	2.66	2.98	3.05	4.30
MSS7341-742_LD	7.4	30, 20	0.027	0.031	35	1.92	2.32	2.56	2.80	4.10
MSS7341-872_LD	8.7	30, 20	0.029	0.034	33	1.78	2.12	2.36	2.80	3.90
MSS7341-103MLD	10	20	0.032	0.038	32	1.64	1.92	2.10	2.80	3.80
MSS7341-123MLD	12	20	0.040	0.050	27	1.48	1.76	1.92	2.45	3.30
MSS7341-153MLD	15	20	0.047	0.055	26	1.36	1.60	1.78	2.05	3.00
MSS7341-183MLD	18	20	0.065	0.075	25	1.20	1.46	1.62	1.85	2.65
MSS7341-223MLD	22	20	0.074	0.082	22	1.02	1.26	1.42	1.70	2.35
MSS7341-273MLD	27	20	0.091	0.109	19	1.00	1.14	1.22	1.50	2.10
MSS7341-333MLD	33	20	0.104	0.124	17	0.91	1.04	1.16	1.50	1.95
MSS7341-393MLD	39	20	0.115	0.130	15	0.85	1.01	1.12	1.50	1.90
MSS7341-473MLD	47	20	0.127	0.155	14	0.74	0.92	1.00	1.50	1.85
MSS7341-563MLD	56	20	0.174	0.202	11	0.68	0.80	0.87	1.25	1.60
MSS7341-683MLD	68	20	0.236	0.250	9.6	0.62	0.73	0.80	1.00	1.35
MSS7341-823MLD	82	20	0.257	0.290	8.5	0.57	0.66	0.72	1.00	1.25
MSS7341-104MLD	100	20	0.286	0.310	7.2	0.54	0.64	0.71	0.90	1.15
MSS7341-154MLD	150	20	0.438	0.475	6.0	0.45	0.53	0.58	0.86	1.14
MSS7341-224MLD	220	20	0.660	0.710	5.0	0.35	0.41	0.47	0.57	0.78
MSS7341-474MLD	470	20	1.21	1.45	3.0	0.24	0.28	0.32	0.43	0.57
MSS7341-684KLD	680	10	1.85	1.98	2.5	0.22	0.27	0.29	0.42	0.56

Q200  
85°

## MSS1048 Shielded\*



Part number	Inductance (µH)	DCR max (mOhms)	SRF typ (MHz)	Isat (A)			Irms (A)	
				10% drop	20% drop	30% drop	20°C rise	40°C rise
MSS1048-801NLC	0.8±30%	4.3	180	9.60	12.0	14.1	8.19	12.0
MSS1048-152NLC	1.5±30%	5.1	90	5.44	7.80	10.5	7.41	10.8
MSS1048-222NLC	2.2±30%	7.2	70	4.92	6.62	8.40	6.63	9.78
MSS1048-332NLC	3.3±30%	10.0	50	4.62	6.32	7.38	5.04	7.22
MSS1048-472NLC	4.7±30%	11.5	38	4.36	5.62	6.46	4.90	6.90
MSS1048-682NLC	6.8±30%	16.3	35	3.60	5.00	5.94	4.52	6.01
MSS1048-822NLC	8.2±30%	20.0	28	3.14	4.14	4.84	4.38	5.71
MSS1048-103MLC	10±20%	23.0	24	3.08	3.84	4.32	3.99	4.79
MSS1048-153MLC	15±20%	36.0	20	2.46	3.06	3.44	3.51	4.26
MSS1048-223MLC	22±20%	50.0	12	2.36	2.90	3.28	2.86	3.58
MSS1048-333MLC	33±20%	68.0	11	1.66	2.14	2.42	2.12	2.80
MSS1048-473MLC	47±20%	120	10	1.44	1.86	2.20	1.83	2.42
MSS1048-563MLC	56±20%	126	10	1.36	1.70	1.90	1.71	2.28
MSS1048-683MLC	68±20%	176	7.0	1.28	1.60	1.70	1.39	1.88
MSS1048-823MLC	82±20%	196	6.0	1.08	1.44	1.64	1.23	1.67
MSS1048-104MLC	100±20%	224	6.0	0.99	1.20	1.36	1.09	1.48
MSS1048-154KLC	150±10%	330	5.0	0.79	1.02	1.16	0.97	1.33
MSS1048-184KLC	180±10%	360	4.5	0.75	0.92	1.02	0.89	1.24
MSS1048-224KLC	220±10%	394	4.5	0.67	0.84	0.95	0.85	1.18
MSS1048-334KLC	330±10%	748	3.0	0.57	0.69	0.76	0.57	0.82
MSS1048-474KLC	470±10%	886	2.7	0.43	0.52	0.62	0.50	0.72

Q200  
85°

## MSS7348 Shielded



Part number	Inductance ±20% (µH)	DCR (Ohms)		SRF typ (MHz)	Isat (A)			Irms (A)	
		typ	max		10% drop	20% drop	30% drop	20°C rise	40°C rise
MSS7348-332MEC	3.3	0.015	0.018	131	4.3	5.2	5.7	3.2	4.4
MSS7348-472MEC	4.7	0.024	0.029	87	3.2	3.8	4.2	2.5	3.4
MSS7348-682MEC	6.8	0.029	0.035	43	2.8	3.3	3.6	2.3	3.1
MSS7348-103MEC	10	0.038	0.045	27	2.2	2.6	2.9	2.2	3.0
MSS7348-153MEC	15	0.047	0.056	23	1.7	2.1	2.4	2.0	2.7
MSS7348-223MEC	22	0.067	0.080	18	1.5	1.8	2.0	1.7	2.3
MSS7348-333MEC	33	0.106	0.120	13	1.2	1.6	1.7	1.3	1.7
MSS7348-473MEC	47	0.132	0.150	12	1.0	1.2	1.4	1.2	1.6
MSS7348-683MEC	68	0.196	0.225	8.1	0.83	1.0	1.1	0.94	1.2
MSS7348-104MEC	100	0.297	0.320	7.0	0.71	0.84	0.92	0.77	1.0
MSS7348-154MEC	150	0.461	0.520	5.6	0.58	0.68	0.75	0.63	0.84
MSS7348-224MEC	220	0.586	0.624	4.8	0.50	0.58	0.64	0.55	0.74
MSS7348-334MEC	330	0.886	0.980	3.7	0.39	0.46	0.51	0.44	0.60
MSS7348-474MEC	470	1.28	1.38	3.1	0.35	0.41	0.45	0.37	0.50
MSS7348-684MEC	680	1.64	1.82	2.6	0.28	0.32	0.36	0.32	0.42
MSS7348-105MEC	1000	2.50	2.73	2.2	0.22	0.27	0.29	0.26	0.35

Q200  
85°

## MSS1246 Shielded\*



Part number	Inductance (µH)	DCR max (Ohms)	SRF typ (MHz)	Isat (A)			Irms (A)	
				10% drop	20% drop	30% drop	20°C rise	40°C rise
MSS1246-102MLC	1.0±20%	0.006	100	18.4	19.4	19.9	6.00	8.00
MSS1246-332MLC	3.3±20%	0.013	51	10.2	11.2	11.8	4.80	6.30
MSS1246-472MLC	4.7±20%	0.019	42	8.52	9.42	9.86	4.50	6.00
MSS1246-562MLC	5.6±20%	0.022	37	7.64	8.66	9.28	4.19	5.75
MSS1246-682MLC	6.8±20%	0.025	33	6.52	7.34	7.82	3.80	5.20
MSS1246-822MLC	8.2±20%	0.027	31	5.98	6.80	7.34	3.55	4.87
MSS1246-103MLC	10±20%	0.037	27	5.72	6.44	6.84	3.30	4.20
MSS1246-123MLC	12±20%	0.039	24	5.02	5.76	6.22	3.00	3.95
MSS1246-153MLC	15±20%	0.049	22	4.58	5.24	5.54	2.85	3.80
MSS1246-183MLC	18±20%	0.051	19.0	4.28	4.78	5.14	2.71	3.52
MSS1246-223MLC	22±20%	0.060	18.0	3.76	4.24	4.50	2.50	3.40
MSS1246-273MLC	27±20%	0.068	16.0	3.46	3.92	4.18	2.16	2.96
MSS1246-333MLC	33±20%	0.082	15.0	3.14	3.54	3.78	1.90	2.60
MSS1246-393MLC	39±20%	0.095	13.3	2.72	3.14	3.38	1.73	2.39
MSS1246-473MLC	47±20%	0.121	12.0	2.66	3.06	3.24	1.50	2.10
MSS1246-563MLC	56±20%	0.134	10.6	2.34	2.64	2.80	1.44	2.01
MSS1246-683MLC	68±20%	0.167	9.7	2.10	2.40	2.56	1.30	1.80
MSS1246-823MLC	82±20%	0.189	8.8	1.80	2.06	2.24	1.24	1.72
MSS1246-104MLC	100±20%	0.217	8.0	1.64	1.86	2.04	1.20	1.60
MSS1246-124KLC	120±10%	0.287	7.2	1.62	1.82	1.92	1.03	1.42
MSS1246-154KLC	150±10%	0.327	6.6	1.36	1.58	1.70	0.95	1.30
MSS1246-184KLC	180±10%	0.380	5.9	1.34	1.48	1.60	0.89	1.21
MSS1246-224KLC	220±10%	0.488	5.3	1.18	1.30	1.40	0.76	1.00
MSS1246-274KLC	270±10%	0.560	4.7	1.04	1.18	1.24	0.72	0.95
MSS1246-334KLC	330±10%	0.731	4.1	1.00	1.10	1.20	0.65	0.87
MSS1246-394KLC	390±10%	0.814	3.8	0.91	1.00	1.08	0.59	0.79
MSS1246-474KLC	470±10%	0.935	3.5	0.81	0.92	0.98	0.56	0.76
MSS1246-564KLC	560±10%	1.19	3.0	0.76	0.85	0.90	0.50	0.67
MSS1246-684KLC	680±10%	1.37	2.8	0.68	0.77	0.82	0.46	0.62
MSS1246-824KLC	820±10%	1.59	2.6	0.61	0.70	0.75	0.43	0.58
MSS1246-105KLC	1000±10%	2.09	2.4	0.56	0.63	0.68	0.36	0.50

\* Bold numbers indicate tolerances carried in stock. When ordering, please replace underscore in part number with the proper tolerance code: M = 20%, N = 30%. (e.g. MSS7341-332MLD for a 20% tolerance part.)

Q200  
85°

## MSS1038 Shielded\*



Part number	Inductance (µH)	DCR max (mOhms)	SRF typ (MHz)	Isat (A)			Irms (A)	
				10% drop	20% drop	30% drop	20°C rise	40°C rise
MSS1038-102NLC	1.0±30%	6.0	138	9.00	11.16	12.10	7.30	10.00
MSS1038-152NLC	1.5±30%	8.1	81	7.40	9.48	11.06	5.60	7.85
MSS1038-252NLC	2.5±30%	10	61	5.70	7.62	9.26	4.65	6.65
MSS1038-382NLC	3.8±30%	13	45	4.94	6.50	7.64	4.25	6.05
MSS1038-522NLC	5.2±30%	22	37	3.96	5.28	6.14	3.60	5.10
MSS1038-702NLC	7.0±30%	27	33	3.62	4.74	5.60	3.10	4.35
MSS1038-103NLC	10±30%	35	29	3.04	3.90	4.52	2.90	4.05
MSS1038-123MLC	12±20%	41	25	2.72	3.48	4.04	2.85	4.00
MSS1038-153MLC	15±20%	50	21	2.84	3.44	3.86	2.70	3.80
MSS1038-183MLC	18±20%	65	18	2.44	3.10	3.52	2.25	3.35
MSS1038-223MLC	22±20%	73	15	2.34	2.94	3.30	1.90	2.85
MSS1038-273MLC	27±20%	89	15	1.98	2.48	2.84	1.65	2.35
MSS1038-333MLC	33±20%	93	13	1.84	2.34	2.62	1.60	2.30
MSS1038-393MLC	39±20%	112	12	1.60	2.04	2.34	1.55	2.25
MSS1038-473MLC	47±20%	128	11	1.60	1.98	2.22	1.45	2.20
MSS1038-563MLC	56±20%	180	11	1.48	1.84	2.04	1.40	1.85
MSS1038-683MLC	68±20%	213	10	1.32	1.62	1.82	1.15	1.75
MSS1038-823MLC	82±20%	261	8	1.12	1.42	1.60	1.09	1.50
MSS1038-104MLC	100±20%	304	6	1.02	1.30	1.46	1.05	1.45
MSS1038-124KLC	120±10%</							





### MSS1260 Shielded\*



Part number	Inductance (µH)	DCR nom (mOhms)	SRF typ (MHz)	Isat (A)			Irms (A)	
				10% drop	20% drop	30% drop	20°C rise	40°C rise
MSS1260-102NLD	1.0±30%	5.8	100	19.1	21.4	22.7	6.00	8.00
MSS1260-152NLD	1.5±30%	8.8	80.0	15.0	16.6	17.6	6.00	7.50
MSS1260-222NLD	2.2±30%	11.5	55.0	11.7	13.0	13.9	5.50	7.00
MSS1260-332NLD	3.3±30%	12.6	42.0	10.4	11.7	12.5	5.00	7.00
MSS1260-472MLD	4.7±20%	13.9	33.0	9.22	10.1	10.8	4.50	7.00
MSS1260-562MLD	5.6±20%	14.9	30.0	7.86	9.02	9.74	4.00	6.40
MSS1260-682MLD	6.8±20%	16.6	27.0	7.40	8.26	8.80	3.80	5.90
MSS1260-822MLD	8.2±20%	17.0	26.0	7.10	7.96	8.50	3.40	4.80
MSS1260-103MLD	10±20%	21.5	22.0	6.18	6.92	7.40	3.00	4.00
MSS1260-123MLD	12±20%	24.5	20.0	5.18	5.94	6.42	2.80	3.70
MSS1260-153MLD	15±20%	27.0	18.0	4.80	5.40	5.78	2.60	3.50
MSS1260-183MLD	18±20%	30.0	16.0	4.58	5.22	5.62	2.50	3.30
MSS1260-223MLD	22±20%	36.6	15.0	4.06	4.64	4.96	2.30	3.10
MSS1260-273MLD	27±20%	48.0	13.0	3.52	3.96	4.28	2.10	2.90
MSS1260-333MLD	33±20%	54.0	12.4	3.22	3.74	4.02	2.00	2.70
MSS1260-393MLD	39±20%	58.0	12.0	3.08	3.56	3.80	1.90	2.60
MSS1260-473MLD	47±20%	75.0	11.6	2.66	3.04	3.30	1.85	2.50
MSS1260-563MLD	56±20%	85.0	10.5	2.54	2.96	3.14	1.75	2.40
MSS1260-683MLD	68±20%	94.5	10.0	2.40	2.70	2.94	1.70	2.30
MSS1260-823MLD	82±20%	120	8.6	2.16	2.46	2.64	1.60	2.20
MSS1260-104MLD	100±20%	139	7.8	1.88	2.16	2.32	1.50	2.10
MSS1260-124KLD	120±10%	193	6.8	1.70	1.92	2.10	1.38	1.85
MSS1260-154KLD	150±10%	209	6.4	1.58	1.80	1.98	1.20	1.66
MSS1260-184KLD	180±10%	234	6.1	1.40	1.60	1.72	1.14	1.58
MSS1260-224KLD	220±10%	306	5.5	1.28	1.44	1.56	1.00	1.42
MSS1260-274KLD	270±10%	349	4.3	1.10	1.26	1.38	0.90	1.45
MSS1260-334KLD	330±10%	482	4.0	1.00	1.14	1.24	0.84	1.16
MSS1260-394KLD	390±10%	515	3.6	0.93	1.06	1.15	0.78	1.08
MSS1260-474KLD	470±10%	705	3.0	0.87	0.99	1.06	0.70	0.96
MSS1260-564KLD	560±10%	776	2.8	0.81	0.92	1.00	0.64	0.88
MSS1260-684KLD	680±10%	887	2.6	0.74	0.85	0.92	0.58	0.80
MSS1260-824KLD	820±10%	1130	2.5	0.66	0.76	0.81	0.53	0.73
MSS1260-105KLD	1000±10%	1295	2.4	0.60	0.69	0.74	0.48	0.68



### MSS1278 Shielded\*



Part number	Inductance (µH)	DCR nom (mOhms)	SRF typ (MHz)	Isat (A)			Irms (A)	
				10% drop	20% drop	30% drop	20°C rise	40°C rise
MSS1278-142MLD	1.4±20%	8.8	80.0	25.2	28.6	30.6	7.00	10.00
MSS1278-472MLD	4.7±20%	13.9	30.0	13.7	15.2	15.9	4.30	6.20
MSS1278-562MLD	5.6±20%	15.7	24.0	12.2	13.7	14.6	4.30	6.20
MSS1278-682MLD	6.8±20%	19.1	21.0	11.3	12.7	13.7	4.20	6.00
MSS1278-822MLD	8.2±20%	20.3	20.0	10.1	11.5	12.3	4.10	5.90
MSS1278-103MLD	10±20%	21.8	17.0	9.36	10.6	11.2	4.00	5.70
MSS1278-123MLD	12±20%	23.2	15.0	8.84	10.0	10.7	3.70	5.20
MSS1278-153MLD	15±20%	27.9	13.0	7.30	8.36	9.00	3.50	4.90
MSS1278-183MLD	18±20%	30.8	12.0	6.10	7.10	7.74	3.00	4.50
MSS1278-223MLD	22±20%	35.5	11.0	6.04	6.78	7.24	2.90	4.00
MSS1278-273MLD	27±20%	45.0	10.0	5.80	6.56	7.02	2.60	3.60
MSS1278-333MLD	33±20%	61.9	9.5	5.22	5.90	6.30	2.30	3.10
MSS1278-393MLD	39±20%	69.1	8.5	4.68	5.42	5.80	2.10	3.00
MSS1278-473MLD	47±20%	72.3	7.5	4.40	5.02	5.32	2.00	2.90
MSS1278-563MLD	56±20%	80.2	7.0	4.02	4.60	4.90	1.90	2.70
MSS1278-683MLD	68±20%	91.3	6.5	3.40	3.86	4.26	1.80	2.60
MSS1278-823MLD	82±20%	125.9	5.0	3.12	3.58	3.80	1.60	2.30
MSS1278-104MLD	100±20%	135.1	4.5	2.88	3.28	3.52	1.50	2.20
MSS1278-124KLD	120±10%	182.3	4.3	2.62	3.00	3.24	1.40	1.90
MSS1278-154KLD	150±10%	216.5	4.1	2.48	2.86	3.02	1.30	1.80
MSS1278-184KLD	180±10%	229.0	4.0	2.26	2.58	2.74	1.20	1.70
MSS1278-224KLD	220±10%	323.6	3.4	1.96	2.22	2.36	1.00	1.60
MSS1278-274KLD	270±10%	415.6	3.1	1.74	2.04	2.18	0.90	1.20
MSS1278-334KLD	330±10%	487.3	2.9	1.66	1.86	2.00	0.80	1.00
MSS1278-394KLD	390±10%	533.6	2.7	1.52	1.72	1.88	0.75	1.00
MSS1278-474KLD	470±10%	707.5	2.2	1.34	1.54	1.64	0.66	0.90
MSS1278-564KLD	560±10%	777.4	2.0	1.24	1.42	1.50	0.60	0.80
MSS1278-684KLD	680±10%	1045	1.7	1.16	1.28	1.38	0.55	0.75
MSS1278-824KLD	820±10%	1166	1.4	1.04	1.16	1.26	0.50	0.70
MSS1278-105KLD	1000±10%	1334	1.3	0.97	1.10	1.14	0.48	0.68



NEW!

### MSS1812T Shielded

Part number	Inductance (µH)	DCR (Ohms)		SRF typ (MHz)	Isat (A)			Irms (A)	
		typ	max		10% drop	20% drop	30% drop	20°C rise	40°C rise
MSS1812T-104MED	100±20%	0.045	0.052	3.3	5.2	5.8	6.0	2.87	4.35
MSS1812T-154KED	150±10%	0.057	0.066	2.8	4.2	4.6	4.8	2.50	3.80
MSS1812T-224KED	220±10%	0.086	0.098	2.3	3.6	3.8	4.0	2.09	3.16
MSS1812T-334KED	330±10%	0.13	0.15	1.8	2.9	3.1	3.1	1.68	2.55
MSS1812T-474KED	470±10%	0.20	0.23	1.35	2.4	2.7	2.8	1.39	2.10
MSS1812T-684KED	680±10%	0.24	0.27	1.33	2.0	2.2	2.3	1.24	1.88
MSS1812T-105KED	1000±10%	0.45	0.52	0.85	1.7	1.8	1.8	0.93	1.40



### MSS1210 Shielded\*



Part number	Inductance (µH)	DCR (Ohms)		SRF typ (MHz)	Isat (A)			Irms (A)	
		nom	max		10% drop	20% drop	30% drop	20°C rise	40°C rise
MSS1210-103MED	10 ±20%	0.014	0.016	15.0	9.6	11.5	12.5	4.70	6.50
MSS1210-153MED	15 ±20%	0.019	0.022	12.0	8.3	9.9	10.7	4.20	5.70
MSS1210-223MED	22 ±20%	0.026	0.030	9.5	6.8	8.1	8.8	3.20	4.40
MSS1210-333MED	33 ±20%	0.034	0.039	7.5	5.4	6.4	6.9	2.90	3.80
MSS1210-473MED	47 ±20%	0.048	0.056	6.0	4.5	5.4	5.8	2.20	3.00
MSS1210-683MED	68 ±20%	0.068	0.080	4.5	3.8	4.5	4.9	2.10	2.80
MSS1210-104KED	100 ±10%	0.106	0.125	3.6	3.1	3.7	4.0	1.80	2.40
MSS1210-124KED	120 ±10%	0.115	0.135	3.3	2.9	3.4	3.7	1.70	2.30
MSS1210-154KED	150 ±10%	0.157	0.185	2.9	2.6	3.1	3.4	1.26	1.75
MSS1210-184KED	180 ±10%	0.173	0.203	2.8	2.3	2.8	3.0	1.20	1.70
MSS1210-224KED	220 ±10%	0.191	0.225	2.7	2.1	2.5	2.8	1.10	1.50
MSS1210-334KED	330 ±10%	0.289	0.340	1.8	1.7	2.1	2.2	0.85	1.20
MSS1210-474KED	470 ±10%	0.434	0.510	1.6	1.4	1.7	1.8	0.70	0.98
MSS1210-684KED	680 ±10%	0.536	0.630	1.4	1.2	1.4	1.6	0.69	0.91
MSS1210-105KED	1000 ±10%	0.816	0.960	1.1	0.98	1.2	1.3	0.60	0.83
MSS1210-125KED	1200 ±10%	1.07	1.26	1.0	0.91	1.1	1.2	0.49	0.67
MSS1210-155KED	1500 ±10%	1.23	1.45	0.85	0.81	0.96	1.0	0.46	0.65
MSS1210-185KED	1800 ±10%	1.39	1.63	0.85	0.73	0.87	0.95	0.45	0.63
MSS1210-225KED	2200 ±10%	1.82	2.14	0.70	0.66	0.79	0.86	0.38	0.52
MSS1210-275KED	2700 ±10%	2.02	2.38	0.65	0.59	0.71	0.77	0.36	0.50
MSS1210-335KED	3300 ±10%	2.69	3.17	0.56	0.54	0.64	0.70	0.31	0.43
MSS1210-395KED	3900 ±10%	2.98	3.50	0.54	0.50	0.60	0.64	0.30	0.41
MSS1210-475KED	4700 ±10%	3.34	3.93	0.51	0.45	0.54	0.58	0.28	0.39
MSS1210-565KED	5600 ±10%	3.71	4.37	0.45	0.41	0.49	0.54	0.27	0.38
MSS1210-685KED	6800 ±10%	4.97	5.85	0.40	0.38	0.45	0.49	0.22	0.31
MSS1210-825KED	8200 ±10%	5.51	6.48	0.38	0.35	0.41	0.45	0.21	0.28
MSS1210-106KED	10000 ±10%	7.39	8.69	0.31	0.31	0.37	0.40	0.18	0.24

### MSS1583 Shielded



Part number	Inductance (µH)	DCR (Ohms)		SRF typ (MHz)	Isat (A)			Irms (A)	
		typ	max		10% drop	20% drop	30% drop	20°C rise	40°C rise
MSS1583-103MED	10±20%	0.014	0.015	17.0	12.0	13.6	14.7	5.0	7.4
MSS1583-123MED	12±20%	0.014	0.017	14.5	11.7	13.3	14.2	4.4	6.3
MSS1583-153MED	15±20%	0.018	0.021	13.5	10.1	11.5	12.4	4.3	6.1
MSS1583-183MED	18±20%	0.020	0.023	12.0	9.2	10.5	11.2	3.9	5.5
MSS1583-223MED	22±20%	0.023	0.026	10.5	8.2	9.1	10.4	3.7	5.3
MSS1583-333MED	33±20%	0.033	0.038	8.5	7.0	7.9	8.6	3.4	4.8
MSS1583-473MED	47±20%	0.048	0.055	7.3	5.9	6.7	7.3	2.7	3.7
MSS1583-683MED	68±20%	0.061	0.070	6.0	4.7	5.5	6.0	2.5	3.4
MSS1583-104KED	100±10%	0.090	0.103	4.8	3.9	4.4	4.8	2.0	2.8
MSS1583-154KED	150±10%	0.138	0.159	3.7	3.1	3.6	3.9	1.55	2.20
MSS1583-224KED	220±10%	0.205	0.235	3.0	2.6	3.0	3.3	1.30	1.80
MSS1583-334KED	330±10%	0.300	0.345	2.7	2.0	2.3	2.5	1.00	1.45
MSS1583-474KED	470±10%	0.386	0.445	2.2	1.8	2.0	2.2	0.96	1.35
MSS1583-684KED	680±10%								

## SER80xx High Current




Part number	Inductance ±20% (µH)	DCR (mΩhms)		SRF typ (MHz)	Isat (A)			Irms (A)	
		nom	max		10% drop	20% drop	30% drop	20°C rise	40°C rise
<b>High Isat for high peak current applications</b>									
SER8050-451MEC	0.45	3.19	3.50	216	29.52	30.32	31.12	7.95	11.72
SER8050-811MEC	0.80	5.35	5.88	125	22.48	24.40	25.20	6.48	9.43
SER8052-122MEC	1.2	6.44	7.20	110	17.42	18.54	19.18	6.03	8.11
SER8052-182MEC	1.8	8.64	9.50	91	13.60	14.56	14.88	5.33	7.94
SER8052-242MEC	2.4	8.64	9.50	76	10.36	11.38	11.80	5.40	7.58
SER8052-332MEC	3.2	13.03	14.33	72	9.02	9.84	10.24	4.43	6.25
SER8052-402MEC	4.0	13.03	14.33	66	7.04	7.84	8.24	4.53	6.30

### Low DCR for high average current applications

SER8050-501MEC	0.50	2.22	2.50	234	19.40	22.02	22.68	9.78	13.52
SER8050-112MEC	1.1	3.19	3.50	109	12.22	13.86	14.50	8.05	11.97
SER8050-202MEC	2.0	5.35	5.88	74	7.94	9.22	9.78	7.83	10.79
SER8052-312MEC	3.1	6.44	7.20	63	6.58	7.56	8.00	6.26	8.71
SER8052-452MEC	4.5	8.64	9.50	52	4.76	5.74	6.14	5.37	7.68
SER8052-612MEC	6.1	8.64	9.50	45	3.44	4.22	4.58	5.17	7.31
SER8052-802MEC	8.0	13.03	14.33	43	2.90	3.58	3.86	4.57	6.31
SER8052-103MEC	10	13.03	14.33	40	2.24	2.80	3.10	4.61	6.32



## SER1390 High Current



Part number	Inductance ±20% (µH)	DCR (mΩhms)		SRF typ (MHz)	Isat (A)			Irms (A)	
		nom	max		10% drop	20% drop	30% drop	20°C rise	40°C rise
SER1390-103MLD	10	13.7	15.0	26.9	11.32	12.56	13.16	6.4	9.2
SER1390-153MLD	15	13.7	15.0	24.3	7.20	8.04	8.60	6.4	9.2
SER1390-223MLD	22	21.0	23.1	20.3	6.08	6.80	7.36	5.7	7.7
SER1390-333MLD	33	21.0	23.1	15.7	3.80	4.40	4.76	5.7	7.7
SER1390-473MLD	47	21.0	23.1	13.2	2.60	3.00	3.20	5.7	7.7

## SER14xx High Current



Part number	Inductance ±20% (µH)	DCR (mΩhms)		SRF typ (MHz)	Isat (A)			Irms (A)	
		nom	max		10% drop	20% drop	30% drop	20°C rise	40°C rise
<b>Low DCR for high average current applications</b>									
SER1408-301MED	0.30	0.48	0.55	140	43.2	49.6	53.0	38	42
SER1408-501MED	0.50	0.48	0.55	83	25.8	29.6	31.4	38	42
SER1408-681MED	0.68	0.48	0.55	63	18.8	21.6	23.2	38	42
SER1408-102MED	1.0	0.48	0.55	48	12.1	14.2	16.1	38	42
SER1410-152MED	1.5	0.90	0.99	53	16.8	18.9	20.3	33	39
SER1410-202MED	2.0	0.90	0.99	45	12.1	13.9	15.0	33	39

### High Isat for high peak current applications

SER1412-301MED	0.30	1.30	1.43	154	87.0	92.8	105.9	30	37
SER1412-501MED	0.50	1.30	1.43	122	56.1	59.3	62.5	30	37
SER1412-681MED	0.68	1.30	1.43	100	41.2	43.5	45.8	30	37
SER1412-102MED	1.0	1.30	1.43	78	28.9	31.0	32.2	30	37
SER1412-152MED	1.5	1.30	1.43	62	21.8	23.6	24.6	30	37
SER1412-202MED	2.0	1.30	1.43	50	16.9	18.5	19.4	30	37
SER1412-362MED	3.6	1.30	1.43	35	9.6	11.2	12.1	30	37



## SER1052 High Current



Part number	Inductance ±20% (µH)	DCR max (mΩhms)	SRF typ (MHz)	Isat (A)			Irms (A)	
				10% drop	20% drop	30% drop	20°C rise	40°C rise
SER1052-801MLC	0.80	4.0	100	24.9	25.2	25.6	12.5	16.3
SER1052-102MLC	1.0	4.0	95	16.5	17.0	17.5	12.5	16.3
SER1052-122MLC	1.2	6.0	91	20.5	21.0	21.3	11.0	15.0
SER1052-132MLC	1.3	4.0	81	12.9	16.8	17.2	12.5	16.3
SER1052-152MLC	1.5	6.0	75	13.5	14.0	14.5	11.0	15.0
SER1052-182MLC	1.8	6.0	70	13.3	13.8	14.3	11.0	15.0
SER1052-202MLC	2.0	9.0	65	15.3	15.8	16.2	8.5	11.5
SER1052-222MLC	2.2	4.0	58	8.9	9.6	10.0	12.5	16.3
SER1052-252MLC	2.5	7.5	55	11.4	11.8	12.1	9.0	12.0
SER1052-322MLC	3.2	6.0	53	7.3	7.8	8.5	11.0	15.0
SER1052-402MLC	4.0	9.0	47	8.3	8.5	8.8	8.5	11.5
SER1052-432MLC	4.3	7.5	44	6.4	6.8	7.0	9.0	12.0
SER1052-572MLC	5.7	9.0	35	5.4	5.8	6.0	8.5	11.5



## SER1360 High Current



Part number	Inductance ±10% (µH)	DCR (mΩhms)		SRF typ (MHz)	Isat (A)			Irms (A)	
		nom	max		10% drop	20% drop	30% drop	20°C rise	40°C rise
SER1360-331KLD	0.33	0.77	0.85	200	36	41	43	13.0	16.9
SER1360-651KLD	0.65	0.77	0.85	160	23	27	28	13.0	16.9
SER1360-102KLD	1.0	2.36	2.60	75	32	33	33.5	9.5	13.0
SER1360-182KLD	1.8	2.36	2.60	50	17	19	20	9.5	13.0
SER1360-272KLD	2.7	2.36	2.60	42	12	13	14	9.5	13.0
SER1360-402KLD	4.0	5.50	6.05	34	11	12	13	7.1	9.4
SER1360-472KLD	4.7	5.50	6.05	32	9.5	11	12	7.1	9.4
SER1360-602KLD	6.0	5.50	6.05	28	8.0	9.0	9.5	7.1	9.4
SER1360-802KLD	8.0	9.83	10.81	26	7.5	8.5	9.0	5.5	7.6
SER1360-103KLD	10	9.83	10.81	24	6.2	7.0	7.5	4.4	7.2

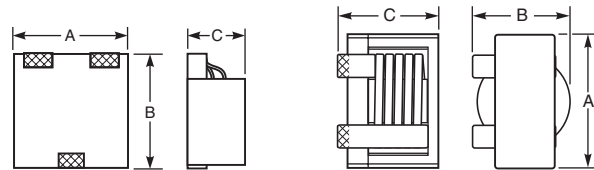
## SER1512 Shielded



Part number	Inductance ±20% (µH)	DCR (mΩhms)		SRF typ (MHz)	Isat (A)			Irms (A)	
		nom	max		10% drop	20% drop	30% drop	20°C rise	40°C rise
SER1512-472MED	4.7	2.8	3.1	32.4	18.3	19.6	20.1	11.4	18.1
SER1512-103MED	10	3.3	3.7	22.3	9.3	10.6	11.3	9.3	15.7
SER1512-223MED	22	7.6	8.4	14.0	6.8	7.6	8.0	7.1	11.8

SER1052, SER1360, SER1390,  
SER1512, SER8050, SER8052

SER1408, SER1410, SER1412




### Dimensions (inches mm)

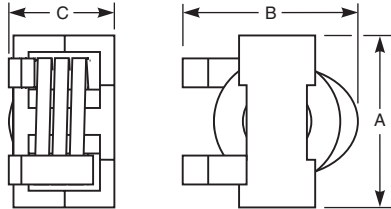
Series	A max	B max	C max
SER1052	0.402 10.2	0.433 11.0	0.205 5.2
SER1360	0.508 12.9	0.512 13.0	0.228 5.8
SER1390	0.508 12.9	0.512 13.0	0.354 9.0
SER1408	0.66 14.24	0.473 12.0	0.320 8.26
SER1410	0.66 14.24	0.473 12.0	0.416 10.56
SER1412	0.66 14.24	0.473 12.0	0.498 12.66
SER1512	0.598 15.2	0.606 15.4	0.472 12.0
SER8050	0.335 8.05	0.346 8.80	0.197 5.0
SER8052	0.335 8.05	0.346 8.80	0.205 5.2

Q200  
85°

## SER1590 High Current



Part number	Inductance ±20% (µH)	DCR (mOhms)		SRF typ (MHz)	Isat (A)			Irms (A)
		nom	max		10% drop	20% drop	30% drop	
SER1590-301MLD	0.30	0.66	0.72	260	53	56	57	32
SER1590-501MLD	0.50	0.87	0.94	202	39	42	44	27
SER1590-601MLD	0.60	0.87	0.94	182	33	35	36	27
SER1590-681MLD	0.68	0.87	0.94	160	30	32	33	27
SER1590-801MLD	0.80	0.87	0.94	123	25	26	27	27
SER1590-901MLD	0.90	1.08	1.15	160	27	28	29	22
SER1590-102MLD	1.0	0.87	0.94	115	20	22	23	27
SER1590-122MLD	1.2	1.08	1.15	90	20	22	23	22
SER1590-152MLD	1.5	1.08	1.15	73	17	18	19	22



### Dimensions (inches mm)

Series	A max	B max	C max
SER1590	0.62 15.75	0.64 16.26	0.40 10.16
SER2009	0.79 20.07	0.77 19.56	0.34 8.64
SER2010	0.79 20.07	0.77 19.56	0.37 9.40
SER2011	0.79 20.07	0.77 19.56	0.42 10.67
SER2012	0.79 20.07	0.77 19.56	0.47 11.94
SER2013	0.79 20.07	0.77 19.56	0.51 12.95
SER2014	0.79 20.07	0.77 19.56	0.55 13.97

Q200  
85°

## SER2000 High Current

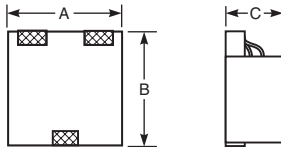


Part number	Inductance ±20% (µH)	DCR (mOhms)		SRF typ (MHz)	Isat (A) 10% drop	Irms (A)	
		nom	max			20°C rise	40°C rise
SER2009-301MLD	0.30	0.740	0.630	550	100	41	54
SER2010-301MLD	0.30	1.00	0.900	182	100	36	45
SER2009-501MLD	0.50	0.740	0.630	544	60	41	54
SER2010-501MLD	0.50	1.00	0.900	148	81	36	45
SER2011-501MLD	0.50	1.34	1.20	161	100	30	40
SER2009-601MLD	0.60	0.740	0.630	648	49	41	54
SER2010-601MLD	0.60	1.00	0.900	115	70	36	45
SER2011-601MLD	0.60	1.34	1.20	124	90	30	40
SER2012-601MLD	0.60	1.60	1.44	115	97	25	35
SER2009-681MLD	0.68	0.740	0.630	454	45	41	54
SER2010-681MLD	0.68	1.00	0.900	136	62	36	45
SER2011-681MLD	0.68	1.34	1.20	135	78	30	40
SER2012-681MLD	0.68	1.60	1.44	103	85	25	35
SER2013-681MLD	0.68	1.82	1.70	104	98	23	30
SER2009-801MLD	0.80	0.740	0.630	567	38	41	54
SER2010-801MLD	0.80	1.00	0.900	92	53	36	45
SER2011-801MLD	0.80	1.34	1.20	113	70	30	40
SER2012-801MLD	0.80	1.60	1.44	91	75	25	35
SER2013-801MLD	0.80	1.82	1.70	93	85	23	30
SER2014-801MLD	0.80	2.15	1.94	104	98	21	27
SER2009-901MLD	0.90	0.740	0.630	557	33	41	54
SER2010-901MLD	0.90	1.00	0.900	96	48	36	45
SER2011-901MLD	0.90	1.34	1.20	104	62	30	40
SER2012-901MLD	0.90	1.60	1.44	85	69	25	35
SER2013-901MLD	0.90	1.82	1.70	98	73	23	30
SER2014-901MLD	0.90	2.15	1.94	102	87	21	27
SER2009-102MLD	1.0	0.740	0.630	488	29	41	54
SER2010-102MLD	1.0	1.00	0.900	81	42	36	45
SER2011-102MLD	1.0	1.34	1.20	97	56	30	40
SER2012-102MLD	1.0	1.60	1.44	75	64	25	35
SER2013-102MLD	1.0	1.82	1.70	98	68	23	30
SER2014-102MLD	1.0	2.15	1.94	88	70	21	27
SER2009-122MLD	1.2	0.740	0.630	81	28	41	54
SER2010-122MLD	1.2	1.00	0.900	69	37	36	45
SER2011-122MLD	1.2	1.34	1.20	81	49	30	40
SER2012-122MLD	1.2	1.60	1.44	73	54	25	35
SER2013-122MLD	1.2	1.82	1.70	82	58	23	30
SER2014-122MLD	1.2	2.15	1.94	78	63	21	27
SER2009-202MLD	2.0	0.740	0.630	40	16	41	54
SER2010-202MLD	2.0	1.00	0.900	48	27	36	45
SER2011-202MLD	2.0	1.34	1.20	56	37	30	40
SER2012-202MLD	2.0	1.60	1.44	51	35	25	35
SER2013-202MLD	2.0	1.82	1.70	61	40	23	30
SER2014-202MLD	2.0	2.15	1.94	62	45	21	27
SER2013-362MLD	3.6	1.82	1.70	38	25	23	30
SER2013-402MLD	4.0	1.82	1.70	35	20	23	30
SER2014-402MLD	4.0	2.15	1.94	36	25	21	27
SER2013-472MLD	4.7	1.82	1.70	30	18	23	30

## SER2211 Shielded



Part number	Inductance ±20% (µH)	DCR (mOhms)		SRF typ (MHz)	Isat (A)			Irms (A)	
		nom	max		10% drop	20% drop	30% drop	20°C rise	40°C rise
SER2211-302MED	3.0	1.05	1.20	29.0	23.5	26.0	27.5	25.0	35.0
SER2211-532MED	5.3	1.63	1.80	24.0	15.8	18.0	19.0	19.8	26.0
SER2211-822MED	8.2	2.30	2.76	18.0	13.4	15.0	15.8	13.9	18.5
SER2211-123MED	12.0	3.15	3.78	15.0	11.1	12.4	13.0	11.4	16.0
SER2211-273MED	27.0	6.84	8.21	12.0	7.7	8.5	8.9	9.4	13.1
SER2211-333MED	33.0	8.95	10.7	11.0	7.1	8.0	8.3	7.6	10.6
SER2211-473MED	47.0	8.95	10.7	8.0	4.4	5.2	5.6	7.6	10.6




### Dimensions (inches mm)

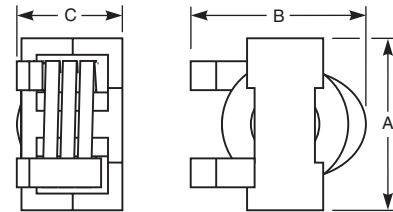
Series	A max	B max	C max
SER2211	0.886 22,5	0.756 19,2	0.413 10,5



## SER2900 High Current



Part number	Inductance ±10% (µH)	DCR (mOhms)		SRF typ (MHz)	Isat (A)			Irms (A)	
		nom	max		10% drop	20% drop	30% drop	20°C rise	40°C rise
SER2915L-152KL	1.5	1.50	1.65	60	100	>100	>100	20	30
SER2915H-222KL	2.2	1.86	2.05	40	100	>100	>100	20	30
SER2915L-222KL	2.2	1.50	1.65	50	82.0	84.0	84.8	20	30
SER2918H-332KL	3.3	2.60	2.86	40	91.0	92.5	93.6	20	28
SER2915H-332KL	3.3	1.86	2.05	30	62.0	66.9	68.4	20	30
SER2915L-332KL	3.3	1.50	1.65	40	48.0	54.0	57.0	20	30
SER2918H-472KL	4.7	2.60	2.86	30	59.0	61.2	62.4	20	28
SER2915H-472KL	4.7	1.86	2.05	25	42.0	48.0	50.1	20	30
SER2915L-472KL	4.7	1.50	1.65	30	33.0	36.9	39.0	20	30
SER2918H-682KL	6.8	2.60	2.86	25	42.0	45.0	45.9	20	28
SER2915H-682KL	6.8	1.86	2.05	20	30.0	34.5	36.2	20	30
SER2915L-682KL	6.8	1.50	1.65	25	22.0	26.0	27.8	20	30
SER2918H-103KL	10	2.60	2.86	20	28.0	31.2	32.1	20	28
SER2915H-103KL	10	1.86	2.05	15	18.0	21.5	23.4	20	30
SER2915L-103KL	10	1.50	1.65	20	13.0	16.2	17.6	20	30
SER2918H-153KL	15	2.60	2.86	16	18.0	21.2	21.9	20	28
SER2915H-153KL	15	1.86	2.05	12	11.5	14.0	15.2	20	30
SER2915L-153KL	15	1.50	1.65	15	7.5	9.8	11.0	20	30
SER2918H-223KL	22	2.60	2.86	15	12.0	14.0	15.0	20	28
SER2915H-223KL	22	1.86	2.05	10	7.0	8.6	9.6	20	30
SER2915L-223KL	22	1.50	1.65	10	4.5	6.0	6.8	20	30
SER2918H-333KL	33	2.60	2.86	10	7.0	8.7	9.6	20	28
SER2915H-333KL	33	1.86	2.05	8	4.0	5.1	5.9	20	30
SER2915L-333KL	33	1.50	1.65	7	2.0	2.6	3.3	20	30



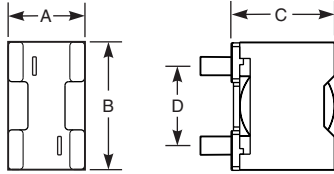
### Dimensions (inches mm)

Series	A max	B max	C max
SER2915	1.1 27,9	1.1 27,9	0.605 15,36
SER2918	1.1 27,9	1.1 27,9	0.700 17,78

## VER2923 High Current



Part number	Inductance ±10% (µH)	DCR (mOhms)		SRF typ (MHz)	Isat (A)			Irms (A)	
		nom	max		10% drop	20% drop	30% drop	20°C rise	40°C rise
VER2923-332KL	3.3	2.3	2.6	40	95.0	104	108	19	26
VER2923-472KL	4.7	2.3	2.6	30	63.0	72.0	76.0	19	26
VER2923-682KL	6.8	2.3	2.6	25	48.0	53.0	56.0	19	26
VER2923-103KL	10	2.3	2.6	20	30.0	34.0	37.0	19	26
VER2923-153KL	15	2.3	2.6	16	20.5	23.0	24.5	19	26
VER2923-223KL	22	2.3	2.6	13	12.2	14.7	16.4	19	26
VER2923-333KL	33	2.3	2.6	10	7.5	9.2	10.3	19	26



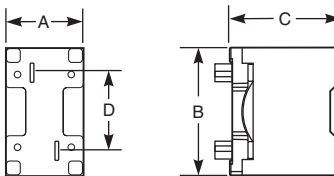
### Dimensions (inches mm)

Series	A max	B max	C max	D cen
VER2923	0.668 16,97	1.08 27,43	0.895 22,74	0.65 16,51

## AGP2923 High Current



Part number	Inductance ±10% (µH)	DCR (mOhms)		SRF typ (MHz)	Isat (A)			Irms (A)	
		nom	max		10% drop	20% drop	30% drop	20°C rise	40°C rise
AGP2923-332KL	3.3	2.3	2.6	40	95.0	104	108	19	26
AGP2923-472KL	4.7	2.3	2.6	30	63.0	72.0	76.0	19	26
AGP2923-682KL	6.8	2.3	2.6	25	48.0	53.0	56.0	19	26
AGP2923-103KL	10	2.3	2.6	20	30.0	34.0	37.0	19	26
AGP2923-153KL	15	2.3	2.6	16	20.5	23.0	24.5	19	26
AGP2923-223KL	22	2.3	2.6	13	12.2	14.7	16.4	19	26
AGP2923-333KL	33	2.3	2.6	10	7.5	9.2	10.3	19	26



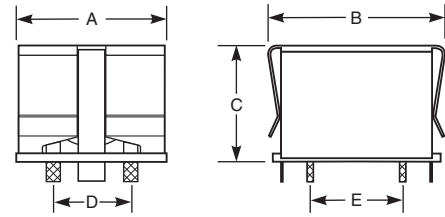
### Dimensions (inches mm)

Series	A max	B max	C max	D cen
AGP2923	0.668 16,97	1.08 27,43	0.935 23,75	0.65 16,51

## AGP4233 High Current



Part number	Inductance ±20% (µH)	DCR (mOhms)		SRF typ (MHz)	Isat (A)			Irms (A)	
		nom	max		10% drop	20% drop	30% drop	20°C rise	40°C rise
AGP4233-332ME	3.3	0.67	0.75	27.7	92.0	95.0	98.0	34	44
AGP4233-562ME	5.6	0.67	0.75	22.8	63.0	65.0	67.0	34	44
AGP4233-682ME	6.8	2.80	2.95	21.7	92.0	97.8	101.8	24	34
AGP4233-103ME	10	2.80	2.95	18.8	56.0	60.0	63.0	24	34
AGP4233-153ME	15	2.80	2.95	15.2	45.0	47.0	49.0	24	34
AGP4233-223ME	22	2.80	2.95	12.0	32.8	35.4	36.6	24	34
AGP4233-333ME	33	2.80	2.95	10.0	22.5	24.7	25.8	24	34
AGP4233-473ME	47	2.80	2.95	8.5	16.0	17.6	18.6	24	34
AGP4233-683ME	68	2.80	2.95	6.4	10.6	12.2	13.0	24	34
AGP4233-104ME	100	2.80	2.95	5.2	6.88	7.80	8.36	24	34
AGP4233-154ME	150	2.80	2.95	4.2	4.18	4.96	5.40	24	34
AGP4233-224ME	220	10.5	11.5	5.0	6.40	7.20	7.60	12.4	17.5
AGP4233-334ME	330	10.5	11.5	4.1	4.20	4.70	5.00	12.4	17.5
AGP4233-474ME	470	10.5	11.5	3.6	2.60	3.20	3.40	12.4	17.5



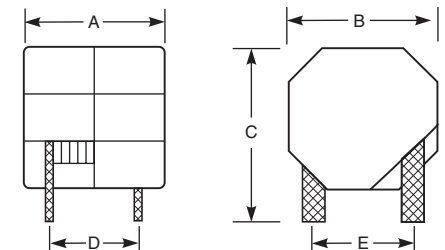
### Dimensions (inches mm)

Series	A max	B max	C max	D cen	E cen
AGP4233	1.45 36,8	1.57 40,3	1.10 28,0	0.728 18,5	0.826-0.886 21,0-22,5

## AGM2222 High Current



Part number	Inductance ±20% (µH)	DCR (mOhms)		SRF typ (MHz)	Isat (A)			Irms (A)	
		typ	max		10% drop	20% drop	30% drop	20°C rise	40°C rise
AGM2222-192ME	1.9	0.62	0.80	65.0	49.0	81.5	110.0	37.0	54.0
AGM2222-222ME	2.2	0.62	0.80	62.0	35.0	60.0	84.0	37.0	54.0
AGM2222-282ME	2.8	0.74	0.85	46.0	41.0	66.5	93.5	33.0	47.0
AGM2222-322ME	3.2	0.74	0.85	45.8	29.0	50.0	71.0	33.0	47.0
AGM2222-392ME	3.9	0.77	0.90	34.0	35.0	57.5	80.0	32.0	45.0
AGM2222-432ME	4.3	0.77	0.90	35.0	23.0	40.0	57.0	32.0	45.0
AGM2222-512ME	5.1	1.10	1.40	33.0	31.0	50.0	71.0	28.0	40.0
AGM2222-562ME	5.6	1.10	1.40	29.5	22.0	38.0	55.0	28.0	40.0
AGM2222-652ME	6.5	1.47	1.80	29.0	27.5	44.0	62.0	25.0	35.0
AGM2222-712ME	7.1	1.47	1.80	29.0	18.0	32.0	46.0	25.0	35.0
AGM2222-802ME	8.0	1.70	2.00	24.5	24.5	40.0	56.0	22.0	32.0
AGM2222-882ME	8.8	1.70	2.00	24.5	17.0	29.0	42.0	22.0	32.0
AGM2222-103ME	10.0	2.08	2.50	23.0	15.0	26.0	37.0	21.0	30.0



### Dimensions (inches mm)

Series	A max	B max	C max	D cen	E cen
AGM2222	0.905 23,0	0.905 23,0	1.07 27,3	0.562-0.602, 14,3-15,3	0.551 14,0

Q200  
85°

## MLC75xx Shielded



Part number	Inductance (µH)	DCR (mOhms)		SRF typ (MHz)	Isat (A)			Irms (A)	
		nom	max		10% drop	20% drop	30% drop	20°C rise	40°C rise
MLC7532-101NEC	0.10±30%	1.20	1.40	670	21.0	38.0	56.2	24.9	32.5
MLC7532-221MEC	0.22±20%	2.50	2.80	316	22.9	41.0	59.2	20.2	26.5
MLC7542-311MEC	0.31±20%	2.30	2.70	300	12.2	21.9	29.8	20.0	23.8
MLC7542-601MEC	0.60±20%	2.95	3.80	200	9.9	15.7	20.2	16.7	21.9
MLC7540-102MEC	1.00±20%	4.42	5.00	155	7.4	11.3	15.7	13.8	18.2
MLC7540-142MEC	1.40±20%	7.10	8.00	125	6.3	11.0	14.3	10.6	14.1
MLC7540-222MEC	2.17±20%	11.7	13.0	91	5.3	8.3	11.4	8.5	11.3



Q200  
85°

## MLC12xx High Current

Part number	Inductance ±20% (µH)	DCR (mOhms)		SRF (MHz)	Isat (A)			Irms (A)		Height max (mm)
		nom	max		10% drop	20% drop	20°C rise	40°C rise		
MLC1265-361MLC	0.36	0.93	1.03	234	26.9	42.6	16.5	22.7	6.5	
MLC1260-401MLC	0.40	0.93	1.03	228	21.0	35.2	16.3	21.9	6.1	
MLC1255-421MLC	0.42	0.93	1.03	219	21.1	34.5	16.8	24.1	5.6	
MLC1240-451MLC	0.45	1.73	1.91	198	16.5	24.9	12.8	19.8	4.1	
MLC1265-701MLC	0.70	1.24	1.37	134	16.4	27.5	15.2	21.0	6.5	
MLC1250-801MLC	0.80	2.35	2.59	151	13.3	21.7	12.4	17.3	5.1	
MLC1240-901MLC	0.90	2.57	2.83	108	13.9	22.8	11.9	16.3	4.1	
MLC1260-122MLC	1.20	2.38	2.62	93	14.0	23.3	12.3	17.6	6.1	
MLC1255-122MLC	1.20	2.38	2.62	85	14.1	22.4	12.4	17.5	5.6	
MLC1250-132MLC	1.30	2.38	2.62	76	10.8	17.7	11.7	16.5	5.3	
MLC1245-152MLC	1.50	4.08	4.49	79	10.7	17.3	10.3	14.2	4.6	
MLC1260-172MLC	1.75	2.84	3.13	72	12.1	19.2	10.9	15.3	6.1	
MLC1260-222MLC	2.20	4.30	4.73	63	10.8	17.2	12.8	17.2	6.1	
MLC1260-332MLC	3.30	5.10	5.60	52	8.80	14.4	12.6	16.7	6.1	
MLC1245-402MLC	4.00	8.18	9.00	46	7.42	11.8	6.9	9.8	4.8	
MLC1260-472MLC	4.70	8.97	9.67	38	8.20	13.4	8.8	12.2	6.1	
MLC1260-682MLC	6.80	9.76	10.74	35	5.80	9.8	8.3	11.7	6.1	
MLC1260-822MLC	8.20	10.68	11.75	28	5.20	9.0	7.9	10.8	6.1	



Q200  
85°

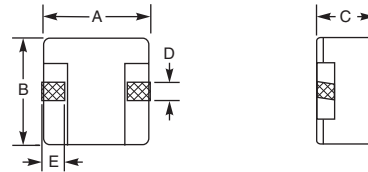
## MLC15xx High Current

Part number	Inductance ±20% (µH)	DCR (mOhms)		SRF (MHz)	Isat (A)			Irms (A)		Height max (mm)
		nom	max		10% drop	20% drop	20°C rise	40°C rise		
MLC1565-451MLC	0.45	0.864	0.951	158	32.8	54.0	18.0	25.6	6.5	
MLC1565-501MLC	0.50	0.864	0.951	132	21.3	38.1	18.6	26.9	6.5	
MLC1555-551MLC	0.55	1.34	1.48	165	20.8	35.7	16.1	22.3	5.6	
MLC1565-801MLC	0.80	1.20	1.32	93	27.4	47.4	17.4	24.6	6.5	
MLC1560-901MLC	0.90	1.72	1.90	101	17.8	28.7	14.6	20.6	6.0	
MLC1538-102MLC	1.0	3.46	3.81	81	13.6	21.2	11.5	16.7	3.9	
MLC1550-102MLC	1.0	1.72	1.90	76	16.1	27.3	13.9	19.7	5.2	
MLC1565-142MLC	1.4	2.20	2.42	77	18.9	30.1	13.7	19.9	6.5	
MLC1538-152MLC	1.5	4.36	4.80	50	13.4	21.0	10.6	14.6	3.9	
MLC1565-202MLC	2.0	3.56	3.82	64	15.2	24.2	11.6	16.3	6.5	
MLC1538-222MLC	2.2	5.90	6.50	81	9.0	15.0	7.5	10.6	3.9	
MLC1550-252MLC	2.5	3.43	3.74	45	10.9	17.7	11.5	15.8	5.2	
MLC1565-282MLC	2.8	4.10	4.51	44	13.7	22.3	10.7	15.2	6.5	
MLC1555-302MLC	3.0	4.06	4.47	42	11.1	18.1	10.9	15.6	5.6	
MLC1538-332MLC	3.3	8.80	9.68	113	7.4	12.2	5.95	9.86	3.9	
MLC1565-372MLC	3.7	3.10	3.40	47	8.13	13.63	12.17	16.58	6.5	
MLC1550-452MLC	4.5	7.13	7.85	36	7.12	11.8	8.43	11.7	5.2	
MLC1565-472MLC	4.7	4.00	4.40	39	6.23	10.57	10.98	15.57	6.5	
MLC1565-602MLC	6.0	5.50	6.05	34	5.60	9.57	9.27	13.62	6.5	
MLC1565-732MLC	7.3	7.20	7.92	29	5.10	8.60	8.60	12.01	6.5	
MLC1565-922MLC	9.2	9.70	10.60	25	4.57	7.80	7.19	10.18	6.5	
MLC1565-113MLC	11.3	10.60	11.60	21	4.07	7.03	6.87	9.46	6.5	
MLC1565-133MLC	13.0	12.57	13.75	19	3.93	6.70	6.12	8.65	6.5	
MLC1565-153MLC	15.4	16.40	18.00	17	3.43	5.77	5.63	7.75	6.5	

## MLC1770 High Current



Part number	Inductance ±20% (µH)	DCR (mOhms)		SRF typ (MHz)	Isat (A)			Irms (A)	
		nom	max		10% drop	20% drop	30% drop	20°C rise	40°C rise
MLC1770-801MED	0.80	1.15	1.30	76	28.40	49.92	64.88	20.36	28.92
MLC1770-142MED	1.40	1.80	2.00	60	20.52	35.64	51.44	16.10	24.06
MLC1770-202MED	2.00	2.70	3.00	46	14.20	24.80	37.00	12.98	19.12
MLC1770-282MED	2.80	3.60	4.00	41	13.00	22.80	33.80	11.56	15.80



### Dimensions (inches mm)

Series	A max	B max	C max	D	E
MLC12xx	0.449 11.4	0.413 10.5	See table	0.70 1.8	0.091 2.3
MLC15xx	0.551 14.0	0.520 13.2	See table	0.094 2.4	0.118 3.0
MLC1770	0.661 16.8	0.642 16.3	0.256 7.0	0.116 2.95	0.165 4.2
MLC7532	0.295 7.5	0.276 7.0	0.126 3.2	0.039 1.0	0.079 2.0
MLC7540	0.295 7.5	0.276 7.0	0.157 4.0	0.039 1.0	0.079 2.0
MLC7542	0.295 7.5	0.276 7.0	0.165 4.2	0.039 1.0	0.079 2.0

Q200  
85°

## SLC7530 High Current



Part number	Inductance ±20% (µH)	DCR ±5% (mOhms)	SRF typ (MHz)	Isat (A) 20% drop	Irms (A)
<b>Single conductor</b>					
SLC7530S-500MLC	0.050	0.123	3800	50	40
SLC7530S-640MLC	0.064	0.123	3650	32	40
SLC7530S-820MLC	0.082	0.123	3750	22	40
SLC7530S-101MLC	0.100	0.123	3750	20	40
<b>Dual conductor in parallel</b>					
SLC7530D-500MLC	0.050	0.209	3750	50	38
SLC7530D-640MLC	0.064	0.209	3650	32	38
SLC7530D-820MLC	0.082	0.209	3750	22	38
SLC7530D-101MLC	0.100	0.209	3750	20	38
<b>Dual conductor in series</b>					
SLC7530D-500MLC	0.188	1.00	1500	21	28
SLC7530D-640MLC	0.272	1.00	1300	14	28
SLC7530D-820MLC	0.350	1.00	1200	11	28
SLC7530D-101MLC	0.400	1.00	950	8	28

## SLC7649 High Current



Part number	Inductance ±10% (µH)	DCR ±5% (mOhms)	SRF typ (MHz)	Isat (A) 20% drop	Irms (A)
SLC7649S-360KLC	0.036	0.17	1150	100	74
SLC7649S-500KLC	0.050	0.17	900	84	74
SLC7649S-700KLC	0.070	0.17	750	65	74
SLC7649S-101KLC	0.100	0.17	110	42	74
SLC7649S-121KLC	0.120	0.17	78	33	74
SLC7649S-151KLC	0.150	0.17	67	27	74

## SLC1049 High Current



Part number	Inductance ±20% (µH)	DCR ±7% (mOhms) (MHz)	SRF typ 20% drop	Isat (A) 20% drop	Irms (A)
SLC1049-750MLC	0.075	0.230	200	61.0	66
SLC1049-101MLC	0.100	0.230	145	50.0	66
SLC1049-121MLC	0.125	0.230	140	37.0	66
SLC1049-151MLC	0.150	0.230	133	30.0	66
SLC1049-231MLC	0.230	0.230	70	25.5	66

## SLR1050 High Current



Part number	Inductance ±10% (nH)	DCR (mOhms)	SRF typ (MHz)	Isat (A) 20% drop			Irms (A)	
				at 25°C	at 100°C	at 125°C	20°C rise	40°C rise
<b>Lowest DCR</b>								
SLR1050A-850KEC	85	0.39±7.7%	210	86	68.0	60.5	56.7	77.1
SLR1050A-101KEC	100	0.39±7.7%	200	78	61.5	55.0	56.7	77.1
SLR1050A-121KEC	120	0.39±7.7%	180	65	51.0	48.0	56.7	77.1
SLR1050A-151KEC	150	0.39±7.7%	90	51	38.0	36.0	56.7	77.1
SLR1050A-221KEC	220	0.39±7.7%	65	35	25.5	23.5	56.7	77.1
<b>Balanced DCR/tolerance</b>								
SLR1050B-850KEC	85	0.47±6.7%	210	86	68.0	60.5	48.8	67.2
SLR1050B-101KEC	100	0.47±6.7%	200	78	61.5	55.0	48.8	67.2
SLR1050B-121KEC	120	0.47±6.7%	180	65	51.0	48.0	48.8	67.2
SLR1050B-151KEC	150	0.47±6.7%	90	51	38.0	36.0	48.8	67.2
SLR1050B-221KEC	220	0.47±6.7%	65	35	25.5	23.5	48.8	67.2
<b>Tightest DCR tolerance</b>								
SLR1050C-850KEC	85	0.55±5.4%	210	86	68.0	60.5	46.7	65.0
SLR1050C-101KEC	100	0.55±5.4%	200	78	61.5	55.0	46.7	65.0
SLR1050C-121KEC	120	0.55±5.4%	180	65	51.0	48.0	46.7	65.0
SLR1050C-151KEC	150	0.55±5.4%	90	51	38.0	36.0	46.7	65.0
SLR1050C-221KEC	220	0.55±5.4%	65	35	25.5	23.5	46.7	65.0

## SLR1065 High Current



Part number	Inductance ±10% (nH)	DCR ±8% (mOhms)	SRF typ (MHz)	Isat (A) 20% drop			Irms (A)	
				at 25°C	at 100°C	at 125°C	20°C rise	40°C rise
SLR1065-121KEC	120	0.48	95	86	74	68	38.5	49.0
SLR1065-141KEC	140	0.48	75	75	63	58	38.5	49.0
SLR1065-171KEC	170	0.48	65	64	52	49	38.5	49.0
SLR1065-221KEC	215	0.48	50	51	41	38	38.5	49.0
SLR1065-301KEC	300	0.48	40	32	27	25	38.5	49.0

## SLR1070 High Current



Part number	Inductance ±10% (µH)	DCR ±10% (mOhms)	SRF typ (MHz)	Isat (A) 20% drop			Irms (A)	
				at 25°C	at 100°C	at 125°C	20°C rise	40°C rise
SLR1070-121KEC	0.120	0.29	130	86	68.5	62.5	61	82
SLR1070-141KEC	0.140	0.29	110	78	60.5	55.0	61	82
SLR1070-171KEC	0.170	0.29	80	64	50.5	46.0	61	82
SLR1070-221KEC	0.215	0.29	68	51	38.0	34.0	61	82
SLR1070-251KEC	0.250	0.29	55	38	35.0	31.5	61	82
SLR1070-281KEC	0.280	0.29	48	33	27.5	25.5	61	82
SLR1070-301KEC	0.300	0.29	47	31	26.5	24.0	61	82

## SLR1075 High Current



Part number	Inductance ±10% (µH)	DCR ±7% (mOhms)	SRF typ (MHz)	Isat (A) 20% drop			Irms (A)	
				at 25°C	at 100°C	at 125°C	20°C rise	40°C rise
SLR1075-121KEC	0.120	0.29	59	93.0	78.5	72.0	50	67
SLR1075-151KEC	0.150	0.29	48	72.0	59.0	54.0	50	67
SLR1075-171KEC	0.170	0.29	44	65.0	51.5	48.0	50	67
SLR1075-221KEC	0.215	0.29	36	53.0	40.0	37.0	50	67
SLR1075-231KEC	0.230	0.29	35	49.0	36.5	33.5	50	67
SLR1075-271KEC	0.270	0.29	30	41.0	32.0	29.5	50	67
SLR1075-301KEC	0.300	0.29	27	36.0	26.5	24.0	50	67

## SLR7010 Shielded



Part number	Inductance ±10% (µH)	DCR ±7% (mOhms)	SRF typ (MHz)	Isat (A) 20% drop			Irms (A)	
				at 25°C	at 100°C	at 125°C	20°C rise	40°C rise
SLR7010-101KED	100±10%	0.17	222	113	100	90	72	92
SLR7010-121KED	120±10%	0.17	159	98	84	80	72	92
SLR7010-151KED	150±10%	0.17	150	75	65	60	72	92
SLR7010-201KED	200±10%	0.17	85	62	46	42	72	92
SLR7010-251KED	250±10%	0.17	88	44	36	32	72	92
SLR7010-331LED	330±15%	0.17	50	32	26	22	72	92

## SLC1175 High Current



Part number	Inductance ±20% (µH)	DCR ±5% (mOhms)	SRF typ (MHz)	Isat (A)			Irms (A)	
				10% drop	20% drop	30% drop	20°C rise	40°C rise
SLC1175-700MEC	0.070	0.224	179	83	100	>100	58	76
SLC1175-121MEC	0.120	0.224	144	80	84	88	58	76
SLC1175-151MEC	0.150	0.224	95	64	70	76	58	76
SLC1175-171MEC	0.170	0.224	73	54	60	63	58	76
SLC1175-201MEC	0.200	0.224	64	48	53	55	58	76
SLC1175-231MEC	0.230	0.224	61	41	46	49	58	76
SLC1175-271MEC	0.270	0.224	52	32	37	40	58	76
SLC1175-301MEC	0.300	0.224	48	27	31	34	58	76

## SLR1190 High Current



Part number	Inductance ±10% (µH)	DCR ±10% (mOhms)	SRF typ (MHz)	Isat (A) 20% drop			Irms (A)	
				at 25°C	at 100°C	at 125°C	20°C rise	40°C rise
SLR1190-151KEC	0.150	0.43	95	100	87.5	82.5	58	79
SLR1190-201KEC	0.200	0.43	58	86	68.5	63.5	58	79
SLR1190-231KEC	0.230	0.43	51	72	62.0	56.5	58	79
SLR1190-251KEC	0.250	0.43	50	66	52.0	48.5	58	79
SLR1190-271KEC	0.270	0.43	49	58	50.0	45.5	58	79
SLR1190-311KEC	0.310	0.43	43	52	42.0	38.5	58	79
SLR1190-371KEC	0.370	0.43	35	41	32.5	30.5	58	79

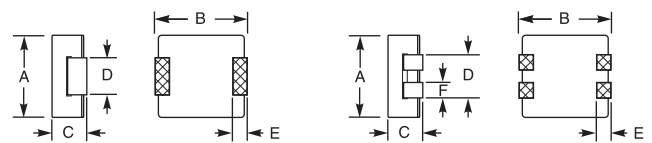
## SLC1480 High Current



Part number	Inductance ±20% (µH)	DCR ±17% (mOhms)	SRF typ (MHz)	Isat (A)			Irms (A)	
				10% drop	20% drop	30% drop	20°C rise	40°C rise
SLC1480-111MLD	0.110	0.18	130	100	128	130	64	83
SLC1480-131MLD	0.130	0.18	110	97	110	112	64	83
SLC1480-151MLD	0.150	0.18	108	88	95	97	64	83
SLC1480-171MLD	0.170	0.18	75	80	87	90	64	83
SLC1480-201MLD	0.200	0.18	68	65	72	76	64	83
SLC1480-231MLD	0.230	0.18	59	57	64	67	64	83
SLC1480-261MLD	0.260	0.18	50	50	57	61	64	83
SLC1480-301MLD	0.300	0.18	46	42	49	52	64	83
SLC1480-321MLD	0.320	0.18	42	38	44	48	64	83
SLC1480-441MLD	0.440	0.18	35	28	32	35	64	83

Single conductor  
SLC7530S, SLC7649, SLC1049,  
SLR1050, SLR1065, SLR1070,  
SLR1075, SLR7010, SLC1175,  
SLR1190, SLC1480

Dual conductor  
SLC7530D



### Dimensions (inches mm)

Series	Amax	Bmax	Cmax	D	E	F
SLC1049	0.271 6.88	0.401 10.20	0.203 5.16	0.105 2.67	0.100 2.54	
SLC1175	0.301 7.65	0.433 11.00	0.283 7.20	0.083 2.11	0.095 2.4	
SLC1480	0.510 12.95	0.530 13.46	0.315 8.00	0.200 5.08	0.140 3.56	
SLC7530D	0.264 6.70	0.295 7.50	0.118 3.00	0.129 3.27	0.067 1.7	0.050 1.27
SLC7530S	0.264 6.70	0.295 7.50	0.118 3.00	0.118 3.00	0.067 1.7	
SLC7649	0.274 7.95	0.300 7.62	0.195 4.96	0.105 2.67	0.085 2.16	
SLR1050	0.276 7.0	0.402 10.2	0.195 4.95	0.099 2.5	0.060 1.52	
SLR1065	0.315 8.0	0.409 10.4	0.260 6.6	0.088 2.24	0.10 2.54	
SLR1070	0.315 8.0	0.409 10.4	0.276 7.0	0.088 2.24	0.10 2.54	
SLR1075	0.315 8.0	0.409 10.4	0.291 7.4	0.079 2.0	0.10 2.54	
SLR1190	0.406 10.3	0.441 11.2	0.354 9.0	0.079 2.0	0.098 2.50	
SLR7010	0.276 7.0	0.394 10.0	0.394 10.0	0.110 2.8	0.102 2.6	

Q200  
125°

## MVR High Current

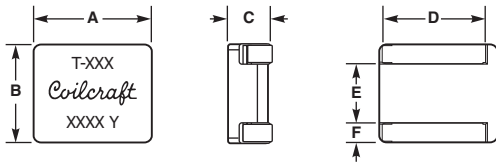


Part number	Inductance ±20% (µH)	DCR ±8% (mOhms)	SRF (MHz)	Isat (A) 20% drop	Irms (A)	Height max (mm)
<b>Low core loss</b>						
MVR1251T-251MLC	0.25	0.925	160	35	25	5.1
MVR1251T-361MLC	0.36	0.925	140	24	24	5.1
MVR1251T-561MLC	0.56	0.925	110	13	25	5.1

## MVR High Current



Part number	Inductance ±20% (µH)	DCR ±8% (mOhms)	SRF (MHz)	Isat (A) 20% drop	Irms (A)	Height max (mm)
<b>Soft saturation</b>						
MVR1247C-361MLC	0.36	0.925	120	36	24	4.7
MVR1255C-651MLC	0.65	1.50	115	24	19	5.5
MVR1261C-112MLC	1.10	1.95	95	20	20	6.1
MVR1271C-162MLC	1.65	2.53	55	17	20	7.1
MVR1278C-232MLC	2.30	3.08	50	16	17	7.8



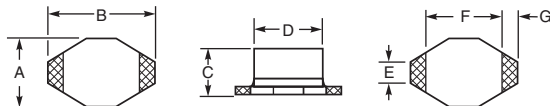
### Dimensions (inches mm)

Series	A max	B max	C max	D	E	F
MVR1247	0.453 11,50	0.384 9,75	0.185 4,70	0.360 9,14	0.223 5,67	0.069 1,75
MVR1251	0.453 11,50	0.384 9,75	0.200 5,10	0.360 9,14	0.223 5,67	0.069 1,75
MVR1255	0.453 11,50	0.384 9,75	0.217 5,50	0.360 9,14	0.223 5,67	0.069 1,75
MVR1261	0.453 11,50	0.384 9,75	0.240 6,10	0.360 9,14	0.223 5,67	0.069 1,75
MVR1271	0.453 11,50	0.384 9,75	0.280 7,10	0.360 9,14	0.223 5,67	0.069 1,75
MVR1278	0.453 11,50	0.384 9,75	0.307 7,80	0.360 9,14	0.223 5,67	0.069 1,75

## DS1608B



Part number	Inductance ±20% (mH)	DCR max (Ohms)	Insulation core-winding (MOhms)	SRF typ (MHz)	Irms (mA)
DS1608B-104MLC	0.10	0.95	>10	12	220
DS1608B-154MLC	0.15	1.4	>10	10	200
DS1608B-224MLC	0.22	1.7	>10	8	180
DS1608B-334MLC	0.33	2.2	>10	6	160
DS1608B-474MLC	0.47	3.8	>10	5	140
DS1608B-684MLC	0.68	4.9	>10	4	120
DS1608B-105MLC	1.0	9	>10	2	100
DS1608B-155MLC	1.5	11	>10	1	80
DS1608B-225MLC	2.2	19	>10	1	50
DS1608B-335MLC	3.3	24	>10	1	40
DS1608B-475MLC	4.7	30	>10	1	30
DS1608B-685MLC	6.8	56	>10	0.9	20
DS1608B-106MLC	10	74	>10	0.8	10



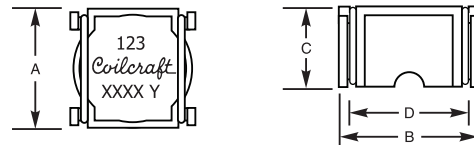
### Dimensions (inches mm)

Series	A max	B max	C max	D ref	E	F	G
DS1608B	0.175 4,45	0.260 6,60	0.115 2,92	0.160 4,06	0.050 1,27	0.170 4,32	0.040 1,02

## SPT Toroid



Part number	Inductance ±20% (µH)	DCR max (mOhms)	SRF typ (MHz)	Isat (A)			Body size
				10% drop	20% drop	30% drop	
<b>Standard series</b>							
SPT20L-112MLD	1.1	16.0	130	3.2	4.8	6.7	1
SPT38L-382MLD	3.8	9.3	61	4.0	6.1	8.2	3
SPT30L-522MLD	5.2	24.2	47	2.8	4.2	5.8	2
SPT20L-702MLD	7.0	95.0	37	1.2	1.8	2.5	1
SPT38L-752MLD	7.5	22.8	50	2.7	4.2	5.8	3
SPT44L-792MLD	7.9	16.2	26	3.5	5.4	7.3	4
SPT30L-123MLD	12	54.7	23.9	1.9	2.8	3.7	2
SPT44L-143MLD	14	23.6	15.6	2.8	4.1	5.7	4
SPT50L-163MLD	16	19.7	14.3	2.8	4.2	5.8	5
SPT38L-223MLD	22	63	18.1	1.5	2.3	3.1	3
SPT20L-233MLD	23	320	13.5	0.6	1.0	1.3	1
SPT50L-263MLD	26	32	11.2	2.3	3.4	4.6	5
SPT30L-353MLD	35	166	11.0	1.1	1.6	2.2	2
SPT44L-413MLD	41	85	8.30	1.6	2.3	3.1	4
SPT38L-733MLD	73	290	10.8	0.81	1.3	1.7	3
SPT50L-733MLD	73	133	4.56	1.4	2.0	2.7	5
SPT30L-174MLD	170	640	3.84	0.44	0.68	0.95	2
SPT38L-294MLD	290	657	2.87	0.41	0.64	0.90	3
SPT50L-564MLD	560	550	1.54	0.37	0.59	0.81	5
SPT38L-674MLD	670	1200	1.38	0.26	0.40	0.55	3
SPT44L-115MLD	1100	1908	1.35	0.25	0.41	0.57	4
SPT50L-205MLD	2000	1932	1.35	0.18	0.29	0.41	5
<b>High current series</b>							
SPT44H-282MLD	2.8	4.6	74	5.8	8.8	12.2	6
SPT44H-422MLD	4.2	6.6	61	5.0	7.8	10.9	6
SPT50H-652MLD	6.5	7.2	27.3	4.6	6.7	9.1	7
SPT50H-842MLD	8.4	8.5	22.8	4.3	6.4	8.5	7
SPT68H-113MLD	11	8.2	25.9	4.8	7.2	9.9	8
SPT68H-183MLD	18	12.5	12.0	3.9	5.7	7.7	8



### Dimensions (inches mm)

Body Size	A max	B max	C max	D cen
1	0.34 8,64	0.34 8,64	0.28 7,00	0.26 6,60
2	0.44 11,05	0.44 11,18	0.37 9,50	0.35 8,89
3	0.56 14,22	0.56 14,35	0.37 9,50	0.45 11,43
4	0.59 14,99	0.61 15,62	0.41 10,50	0.50 12,70
5	0.67 17,02	0.70 17,78	0.41 10,50	0.58 14,73
6	0.66 16,89	0.66 16,89	0.41 10,50	0.56 14,22
7	0.74 18,80	0.74 18,80	0.41 10,50	0.63 16,00
8	0.94 23,88	0.94 23,88	0.41 10,50	0.82 20,83





# Unshielded SM Power Inductors

SPICE models  
Available on our web site

## LPO3010



Part number	Inductance (µH)	DCR max (Ohms)	SRF typ (MHz)	Isat (A) 10% drop	Irms (A)
LPO3010-102MLC	1.0 ±30%	0.140	200	1.7	1.4
LPO3010-122MLC	1.2 ±30%	0.160	190	1.6	1.4
LPO3010-152MLC	1.5 ±30%	0.200	150	1.3	1.0
LPO3010-222MLC	2.2 ±30%	0.265	140	1.2	0.90
LPO3010-332MLC	3.3 ±30%	0.335	100	0.96	0.60
LPO3010-472MLC	4.7 ±30%	0.570	80	0.76	0.50
LPO3010-682MLC	6.8 ±30%	0.650	68	0.68	0.47
LPO3010-822MLC	8.2 ±30%	1.00	60	0.64	0.45
LPO3010-103MLC	10 ±20%	1.15	50	0.50	0.45
LPO3010-153MLC	15 ±20%	1.57	35	0.42	0.40
LPO3010-223MLC	22 ±20%	2.20	30	0.37	0.35
LPO3010-333MLC	33 ±20%	2.80	14	0.31	0.29
LPO3010-473MLC	47 ±20%	4.60	12	0.30	0.28

## LPO3310



Part number	Inductance ±20% (µH)	DCR max (Ohms)	SRF typ (MHz)	Isat (A) 10% drop	Irms (A)
LPO3310-301MLC	0.30	0.040	420	2.8	2.8
LPO3310-471MLC	0.47	0.042	310	2.3	2.3
LPO3310-701MLC	0.70	0.068	200	1.9	1.9
LPO3310-102MLC	1.0	0.076	180	1.6	1.6
LPO3310-152MLC	1.5	0.12	153	1.4	1.4
LPO3310-222MLC	2.2	0.15	112	1.1	1.1
LPO3310-332MLC	3.3	0.20	91	0.95	0.95
LPO3310-472MLC	4.7	0.27	80	0.80	0.80
LPO3310-682MLC	6.8	0.36	68	0.66	0.66
LPO3310-822MLC	8.2	0.50	58	0.65	0.65
LPO3310-103MLC	10	0.52	52	0.57	0.57
LPO3310-153MLC	15	0.80	36	0.45	0.45
LPO3310-223MLC	22	1.20	34	0.37	0.37
LPO3310-333MLC	33	1.78	27	0.30	0.30
LPO3310-473MLC	47	2.15	22	0.25	0.25



## D03314



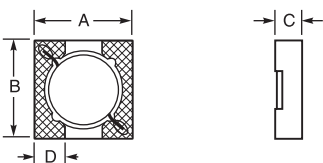
Part number	Inductance ±20% (µH)	DCR max (Ohms)	SRF typ (MHz)	Isat (A) 10% drop	Irms (A)
D03314-102MLC	1.0	0.11	160	2.10	1.70
D03314-152MLC	1.5	0.14	140	2.00	1.40
D03314-222MLC	2.2	0.20	90	1.60	1.30
D03314-332MLC	3.3	0.26	80	1.40	1.20
D03314-472MLC	4.7	0.32	60	1.20	1.10
D03314-682MLC	6.8	0.44	45	0.92	0.80
D03314-822MLC	8.2	0.47	45	0.90	0.75
D03314-103MLC	10	0.52	40	0.80	0.75
D03314-153MLC	15	0.86	30	0.68	0.65
D03314-223MLC	22	1.20	20	0.56	0.50
D03314-333MLC	33	1.62	15	0.51	0.40



## LPO4812



Part number	Inductance (µH)	DCR max (Ohms)	SRF typ (MHz)	Isat (A) 10% drop	Irms (A)
LPO4812-102MLC	1.0 ±20%	0.055	270	1.30	0.85
LPO4812-152MLC	1.5 ±20%	0.080	220	1.00	0.85
LPO4812-222MLC	2.2 ±20%	0.090	170	0.80	0.85
LPO4812-332MLC	3.2 ±20%	0.120	140	0.70	0.80
LPO4812-472MLC	4.7 ±20%	0.155	110	0.60	0.80
LPO4812-682MLC	6.8 ±20%	0.225	90	0.45	0.78
LPO4812-822MLC	8.2 ±20%	0.270	70	0.45	0.77
LPO4812-103KLC	10 ±10%	0.300	60	0.40	0.76
LPO4812-153KLC	15 ±10%	0.460	50	0.32	0.72
LPO4812-223KLC	22 ±10%	0.640	40	0.28	0.59
LPO4812-333KLC	33 ±10%	0.850	30	0.22	0.54
LPO4812-473KLC	47 ±10%	1.30	28	0.20	0.50
LPO4812-683KLC	68 ±10%	1.80	22	0.16	0.39
LPO4812-104KLC	100 ±10%	2.60	18	0.13	0.32
LPO4812-154KLC	150 ±10%	4.20	14	0.10	0.26
LPO4812-224KLC	220 ±10%	5.50	11	0.09	0.24



Dimensions (inches mm)

Series	A max	B max	C max	D
D01605T	0.165 4,20	0.216 5,50	0.071 1,80	0.029 0,74
D03314	0.138 3,50	0.138 3,50	0.055 1,40	0.040 1,02
LPO3010	0.126 3,20	0.126 3,20	0.043 1,1	0.035 0,89
LPO3310	0.138 3,50	0.138 3,50	0.044 1,12	0.040 1,02
LPO4812	0.190 4,83	0.181 4,60	0.047 1,20	0.031 0,79
LPO4815	0.190 4,83	0.181 4,60	0.059 1,50	0.031 0,79
LPO6013	0.236 6,0	0.220 5,60	0.051 1,30	0.040 1,02

## LPO4815



Part number	Inductance (µH)	DCR max (Ohms)	SRF typ (MHz)	Isat (A) 10% drop	Irms (A)
LPO4815-102MLC	1.0 ±20%	0.036	230	1.6	1.9
LPO4815-152MLC	1.5 ±20%	0.085	200	1.5	1.7
LPO4815-222MLC	2.2 ±20%	0.088	150	1.1	1.5
LPO4815-332MLC	3.3 ±20%	0.12	115	0.90	1.3
LPO4815-392MLC	3.9 ±20%	0.13	105	0.86	1.2
LPO4815-472MLC	4.7 ±20%	0.15	95	0.77	1.1
LPO4815-682MLC	6.8 ±20%	0.18	72	0.65	1.0
LPO4815-822MLC	8.2 ±20%	0.22	65	0.58	0.90
LPO4815-103KLC	10 ±10%	0.23	60	0.50	0.85
LPO4815-123KLC	12 ±10%	0.31	50	0.45	0.80
LPO4815-153KLC	15 ±10%	0.36	45	0.42	0.75
LPO4815-223KLC	22 ±10%	0.48	35	0.36	0.70
LPO4815-333KLC	33 ±10%	0.71	30	0.28	0.65
LPO4815-393KLC	39 ±10%	0.83	25	0.26	0.60
LPO4815-473KLC	47 ±10%	1.20	25	0.22	0.55
LPO4815-683KLC	68 ±10%	1.40	20	0.20	0.45
LPO4815-104KLC	100 ±10%	2.15	15	0.15	0.36
LPO4815-154KLC	150 ±10%	3.15	12	0.13	0.30
LPO4815-224KLC	220 ±10%	4.30	10	0.11	0.27

## LPO6013



Part number	Inductance (µH)	DCR max (Ohms)	SRF typ (MHz)	Isat (A) 10% drop	Irms (A)
LPO6013-102MLC	1.0 ±20%	0.06	200	1.9	1.5
LPO6013-152MLC	1.5 ±20%	0.07	200	1.6	1.4
LPO6013-222MLC	2.2 ±20%	0.08	150	1.3	1.3
LPO6013-332MLC	3.3 ±20%	0.11	110	1.1	1.3
LPO6013-392MLC	3.9 ±20%	0.13	100	1.0	1.2
LPO6013-472MLC	4.7 ±20%	0.15	90	0.90	1.2
LPO6013-682MLC	6.8 ±20%	0.20	70	0.70	1.2
LPO6013-822MLC	8.2 ±20%	0.22	65	0.70	1.0
LPO6013-103KLC	10 ±10%	0.30	60	0.60	1.0
LPO6013-153KLC	15 ±10%	0.38	47	0.55	0.85
LPO6013-223KLC	22 ±10%	0.52	37	0.45	0.80
LPO6013-333KLC	33 ±10%	0.73	30	0.40	0.74
LPO6013-393KLC	39 ±10%	0.96	28	0.35	0.67
LPO6013-473KLC	47 ±10%	1.0	25	0.30	0.60
LPO6013-683KLC	68 ±10%	1.7	21	0.28	0.49
LPO6013-104KLC	104 ±10%	3.2	17	0.22	0.35
LPO6013-154KLC	154 ±10%	4.3	14	0.19	0.30
LPO6013-224KLC	224 ±10%	5.8	10	0.15	0.26
LPO6013-334KLC	334 ±10%	7.0	8.0	0.13	0.23
LPO6013-474KLC	474 ±10%	10	7.0	0.10	0.20
LPO6013-684KLC	684 ±10%	14	5.6	0.09	0.18
LPO6013-105KLC	1000 ±10%	21	4.7	0.07	0.13



## D01605T



Part number	Inductance ±20% (µH)	DCR max (Ohms)	SRF typ (MHz)	Isat (A) 10% drop	Irms (A)
D01605T-102MLC	1.0	0.04	230	2.5	2.3
D01605T-152MLC	1.5	0.06	180	2.2	2.1
D01605T-222MLC	2.2	0.07	140	1.8	1.7
D01605T-332MLC	3.3	0.12	110	1.4	1.3
D01605T-472MLC	4.7	0.15	100	1.2	1.1
D01605T-682MLC	6.8	0.20	80	1.1	1.0
D01605T-822MLC	8.2	0.23	70	1.0	0.95
D01605T-103MLC	10	0.27	60	1.0	0.90
D01605T-153MLC	15	0.35	45	0.8	0.70
D01605T-223MLC	22	0.54	35	0.6	0.50
D01605T-333MLC	33	0.74	30	0.5	0.45
D01605T-473MLC	47	1.1	22	0.45	0.40
D01605T-683MLC	68	1.6	20	0.35	0.35
D01605T-104MLC	100	2.3	15	0.30	0.30
D01605T-154MLC	150	3.5	10	0.25	0.25
D01605T-224MLC	220	5.7	9	0.20	0.18
D01605T-334MLC	330	8.2	8	0.16	0.16
D01605T-474MLC	470	10.8	7	0.14	0.12
D01605T-684MLC	680	17.2	5	0.12	0.10
D01605T-105MLC	1000	22.6	4	0.08	0.08

**Q200**  
**85°**  
**LPO6610**

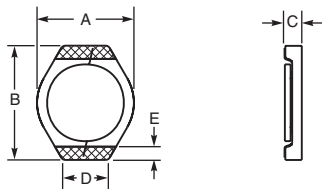
Part number	Inductance ±20% (µH)	DCR max (Ohms)	SRF typ (MHz)	Isat (A) 10% drop	Irms (A)
LPO6610-122MLC	1.2	0.08	190	2.1	1.7
LPO6610-152MLC	1.5	0.10	140	1.9	1.5
LPO6610-222MLC	2.2	0.12	115	1.6	1.4
LPO6610-332MLC	3.3	0.16	90	1.3	1.2
LPO6610-472MLC	4.7	0.20	88	1.1	1.1
LPO6610-682MLC	6.8	0.32	66	0.90	0.85
LPO6610-103MLC	10	0.41	55	0.80	0.75
LPO6610-153MLC	15	0.55	42	0.65	0.60
LPO6610-223MLC	22	0.85	38	0.50	0.52
LPO6610-333MLC	33	1.3	29	0.40	0.42
LPO6610-473MLC	47	1.8	22	0.35	0.36
LPO6610-683MLC	68	2.5	18	0.30	0.30
LPO6610-104MLC	100	3.5	14	0.25	0.26
LPO6610-154MLC	150	5.0	12	0.18	0.21
LPO6610-224MLC	220	7.0	10	0.16	0.18
LPO6610-334MLC	330	15.0	8	0.13	0.13

**Q200**  
**85°**  
**DO1606T**

Part number	Inductance ±20% (µH)	DCR max (Ohms)	SRF typ (MHz)	Isat (A) 10% drop	Irms (A)
DO1606T-102MLC	1.0	0.04	230	2.5	2.3
DO1606T-152MLC	1.5	0.06	180	2.2	2.1
DO1606T-222MLC	2.2	0.07	140	1.8	1.7
DO1606T-332MLC	3.3	0.12	110	1.4	1.3
DO1606T-472MLC	4.7	0.15	100	1.2	1.1
DO1606T-682MLC	6.8	0.20	80	1.1	1.0
DO1606T-822MLC	8.2	0.23	70	1.0	0.95
DO1606T-103MLC	10	0.30	60	1.0	0.90
DO1606T-153MLC	15	0.40	45	0.8	0.70
DO1606T-223MLC	22	0.54	35	0.6	0.50
DO1606T-333MLC	33	0.74	30	0.5	0.45
DO1606T-473MLC	47	1.1	22	0.45	0.40
DO1606T-683MLC	68	1.6	20	0.35	0.35
DO1606T-104MLC	100	2.3	15	0.30	0.30
DO1606T-154MLC	150	3.5	10	0.25	0.25
DO1606T-224MLC	220	5.7	9	0.20	0.18
DO1606T-334MLC	330	8.2	8	0.16	0.16
DO1606T-474MLC	470	10.8	7	0.14	0.12
DO1606T-684MLC	680	17.2	5	0.12	0.10
DO1606T-105MLC	1000	22.6	4	0.08	0.08

**Q200**  
**85°**  
**LPO2506**

In-board style part number	On-board style part number	Inductance ±20% (µH)	DCR max (Ohms)	SRF typ (MHz)	Isat (A) 10% drop	Irms (A)
LPO2506I-472LC	LPO2506O-472LC	4.7	0.145	90	1.6	1.9
LPO2506I-682LC	LPO2506O-682LC	6.8	0.165	75	1.3	1.7
LPO2506I-822LC	LPO2506O-822LC	8.2	0.200	65	1.0	1.5
LPO2506I-103LC	LPO2506O-103LC	10	0.240	60	1.0	1.5
LPO2506I-153LC	LPO2506O-153LC	15	0.300	45	0.90	1.3
LPO2506I-223LC	LPO2506O-223LC	22	0.420	35	0.70	1.0
LPO2506I-333LC	LPO2506O-333LC	33	0.550	30	0.60	0.90
LPO2506I-473LC	LPO2506O-473LC	47	0.765	22	0.50	0.70
LPO2506I-683LC	LPO2506O-683LC	68	1.10	20	0.40	0.60
LPO2506I-104LC	LPO2506O-104LC	100	1.60	15	0.30	0.50
LPO2506I-154LC	LPO2506O-154LC	150	2.50	12	0.25	0.40
LPO2506I-224LC	LPO2506O-224LC	220	3.65	10	0.22	0.32
LPO2506I-334LC	LPO2506O-334LC	330	4.65	8.0	0.18	0.28
LPO2506I-474LC	LPO2506O-474LC	470	6.75	6.5	0.14	0.24
LPO2506I-684LC	LPO2506O-684LC	680	9.15	5.5	0.12	0.20
LPO2506I-105LC	LPO2506O-105LC	1000	14.2	4.5	0.10	0.16



**Dimensions** (inches mm)

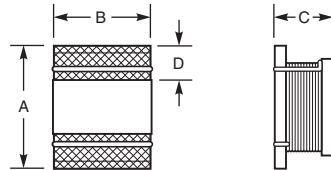
Series	A max	B max	C max	D	E
DO1606T	0.210 5,30	0.260 6,60	0.079 2,00	0.080 2,00	0.029 0,74
LPO2506I	0.310 7,24	0.360 9,14	0.061 1,55	0.190 4,83	0.030 0,76
LPO2506O	0.310 7,24	0.360 9,14	0.065 1,65	0.190 4,83	0.030 0,76
LPO6610	0.216 5,50	0.260 6,60	0.040 1,00	0.100 2,54	0.029 0,75

**ME3215**

Part number	Inductance (µH)	DCR max (Ohms)	SRF typ (MHz)	Isat (A)			Irms (A)	
				10% drop	20% drop	30% drop	20°C rise	40°C rise
ME3215-102MLC	1.0±20%	0.058	100	2.32	2.62	2.80	1.70	2.30
ME3215-222MLC	2.2±20%	0.107	64	1.62	1.84	2.00	1.30	1.70
ME3215-332MLC	3.3±20%	0.170	55	1.22	1.40	1.50	1.05	1.45
ME3215-472MLC	4.7±20%	0.245	43	1.06	1.20	1.30	0.83	1.14
ME3215-103KLC	10±10%	0.505	26	0.71	0.81	0.85	0.60	0.79
ME3215-153KLC	15±10%	0.773	26	0.58	0.65	0.70	0.48	0.65
ME3215-223KLC	22±10%	1.00	19	0.50	0.57	0.61	0.42	0.56
ME3215-333KLC	33±10%	1.48	17	0.42	0.47	0.51	0.35	0.48
ME3215-473KLC	47±10%	2.33	15	0.33	0.38	0.41	0.35	0.48
ME3215-683KLC	68±10%	3.40	12	0.28	0.31	0.34	0.24	0.32
ME3215-104KLC	100±10%	4.67	10	0.23	0.26	0.27	0.18	0.25

**ME3220**

Part number	Inductance (µH)	DCR max (Ohms)	SRF typ (MHz)	Isat (A)			Irms (A)	
				10% drop	20% drop	30% drop	20°C rise	40°C rise
ME3220-102MLC	1.0±20%	0.058	170.7	2.7	3.0	3.2	2.0	2.6
ME3220-152MLC	1.5±20%	0.068	138.0	2.2	2.5	2.7	1.6	2.2
ME3220-222MLC	2.2±20%	0.104	92.6	1.8	2.1	2.2	1.5	2.0
ME3220-332MLC	3.3±20%	0.138	75.6	1.5	1.6	1.7	1.4	1.6
ME3220-472MLC	4.7±20%	0.190	58.2	1.2	1.4	1.5	1.0	1.3
ME3220-562MLC	5.6±20%	0.200	52.5	1.1	1.3	1.4	1.0	1.3
ME3220-682MLC	6.8±20%	0.270	46.2	1.0	1.1	1.2	0.88	1.1
ME3220-822MLC	8.2±20%	0.290	45.2	0.98	1.0	1.1	0.80	1.0
ME3220-103KLC	10±10%	0.434	39.9	0.78	1.0	1.1	0.63	0.87
ME3220-123KLC	12±10%	0.470	37.5	0.76	0.88	0.98	0.61	0.84
ME3220-153KLC	15±10%	0.520	32.5	0.70	0.80	0.90	0.58	0.83
ME3220-183KLC	18±10%	0.696	31.7	0.66	0.75	0.80	0.49	0.70
ME3220-223KLC	22±10%	0.787	29.4	0.59	0.67	0.71	0.47	0.64
ME3220-273KLC	27±10%	1.19	26.1	0.56	0.63	0.67	0.40	0.54
ME3220-333KLC	33±10%	1.27	23.0	0.50	0.57	0.60	0.39	0.53
ME3220-393KLC	39±10%	1.38	22.6	0.45	0.51	0.54	0.34	0.47
ME3220-473KLC	47±10%	1.80	20.7	0.40	0.46	0.49	0.30	0.45
ME3220-563KLC	56±10%	2.10	20.3	0.37	0.42	0.45	0.27	0.43
ME3220-683KLC	68±10%	2.30	16.3	0.34	0.38	0.41	0.26	0.38
ME3220-823KLC	82±10%	3.00	13.7	0.30	0.34	0.36	0.25	0.34
ME3220-104KLC	100±10%	3.50	13.3	0.28	0.32	0.34	0.24	0.32



**Dimensions** (inches mm)

Series	A max	B max	C max	D
ME3215	0.138 3,5	0.110 2,8	0.067 1,70	0.035 0,90
ME3220	0.138 3,5	0.110 2,8	0.095 2,40	0.043 1,1

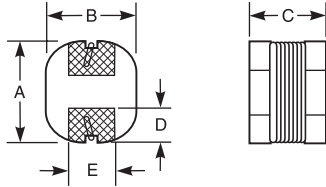
**SD43**

Part number	Inductance (µH)	DCR max (Ohms)	SRF typ (MHz)	Isat (A)			Irms (A)	
				10% drop	20% drop	30% drop	20°C rise	40°C rise
SD43-102MLC	1.0±20%	0.033	100	5.5	6.1	6.5	3.4	5.8
SD43-142MLC	1.4±20%	0.038	90	4.8	5.5	5.9	3.1	5.8
SD43-182MLC	1.8±20%	0.042	80	4.1	4.6	5.1	2.7	4.6
SD43-222MLC	2.2±20%	0.047	65	3.6	4.1	4.4	2.3	3.8
SD43-272MLC	2.7±20%	0.052	60	3.4	3.8	4.1	2.2	3.7
SD43-332MLC	3.3±20%	0.058	50	2.9	3.3	3.5	2.1	3.3
SD43-392MLC	3.9±20%	0.076	47	2.6	3.0	3.2	1.9	3.0
SD43-472MLC	4.7±20%	0.094	45	2.4	2.8	3.0	1.9	2.9
SD43-562MLC	5.6±20%	0.101	40	2.2	2.5	2.7	1.6	2.8
SD43-682MLC	6.8±20%	0.110	35	2.0	2.3	2.5	1.5	2.5
SD43-822MLC	8.2±20%	0.132	30	1.83	2.1	2.2	1.4	2.2
SD43-103MLC	10.0±20%	0.182	28	1.70	1.95	2.1	1.3	2.2
SD43-123MLC	12.0±20%	0.210	24	1.53	1.75	1.90	1.1	1.8
SD43-153MLC	15.0±20%	0.235	22	1.33	1.58	1.73	1.0	1.7
SD43-183MLC	18.0±20%	0.338	19	1.25	1.43	1.58	0.89	1.5
SD43-223MLC	22.0±20%	0.378	17	1.15	1.32	1.43	0.85	1.4
SD43-273MLC	27.0±20%	0.522	16	1.00	1.14	1.26	0.73	1.1
SD43-333KLC	33.0±10%	0.540	14	0.90	1.05	1.14	0.62	0.90
SD43-393KLC	39.0±10%	0.587	13	0.84	0.97	1.07	0.61	0.90
SD43-473KLC	47.0±10%	0.844	12	0.77	0.87	0.93	0.53	0.86
SD43-563KLC	56.0±10%	0.937	11	0.72	0.80	0.86	0.51	0.70
SD43-683KLC	68.0±10%	1.117	10	0.65	0.72	0.77	0.43	0.60

## SD54



Part number	Inductance (µH)	DCR (Ohms)		SRF typ (MHz)	Isat (A)			I <sub>rms</sub> (A)	
		nom	max		10% drop	20% drop	30% drop	20°C rise	40°C rise
SD54-103MLC	10±20%	0.072	0.079	28	2.0	2.3	2.4	1.7	2.3
SD54-123MLC	12±20%	0.080	0.088	26	1.8	2.0	2.2	1.6	2.2
SD54-153MLC	15±20%	0.094	0.103	23	1.5	1.8	1.9	1.5	2.1
SD54-183MLC	18±20%	0.103	0.113	21	1.4	1.6	1.8	1.4	2.0
SD54-223MLC	22±20%	0.119	0.130	19	1.3	1.5	1.6	1.3	1.8
SD54-273MLC	27±20%	0.134	0.147	18	1.2	1.4	1.4	1.2	1.7
SD54-333MLC	33±20%	0.150	0.165	16	1.1	1.2	1.3	1.2	1.6
SD54-393MLC	39±20%	0.195	0.214	13	1.0	1.1	1.2	1.0	1.4
SD54-473MLC	47±20%	0.222	0.244	12	0.92	1.0	1.1	0.97	1.3
SD54-563KLC	56±10%	0.251	0.276	11	0.83	0.96	1.0	0.92	1.3
SD54-683KLC	68±10%	0.335	0.368	9.3	0.76	0.88	0.95	0.80	1.1
SD54-823KLC	82±10%	0.379	0.416	8.4	0.69	0.80	0.85	0.74	1.1
SD54-104KLC	100±10%	0.503	0.553	7.4	0.62	0.72	0.77	0.64	0.88
SD54-124KLC	120±10%	0.579	0.636	7.0	0.56	0.66	0.71	0.58	0.80
SD54-154KLC	150±10%	0.654	0.719	6.3	0.51	0.60	0.64	0.57	0.77
SD54-184KLC	180±10%	0.874	0.961	5.5	0.46	0.53	0.57	0.49	0.67
SD54-224KLC	220±10%	0.996	1.095	5.0	0.43	0.50	0.54	0.47	0.66



### Dimensions (inches mm)

Series	A max	B max	C max	D	E
SD43	0.185 4,7	0.165 4,2	0.136 3,45	0.063 1,60	0.051 1,30
SD54	0.236 6,0	0.222 5,63	0.197 5,0	0.090 2,29	0.105 2,67

## D03316P



Part number	Inductance (µH)	Percent tolerance*	DCR max (Ohms)	SRF typ (MHz)	Isat (A) 10% drop	I <sub>rms</sub> (A)
D03316P-102MLD	1.0	<b>20</b>	0.009	100	9.0	6.8
D03316P-152MLD	1.5	<b>20</b>	0.010	90	8.0	6.4
D03316P-222_LD	2.2	<b>20,10</b>	0.012	80	7.0	6.1
D03316P-332_LD	3.3	<b>20,10</b>	0.015	65	6.4	5.4
D03316P-472_LD	4.7	<b>20,10</b>	0.018	45	5.4	4.8
D03316P-682_LD	6.8	<b>20,10</b>	0.027	38	4.6	4.4
D03316P-103_LD	10	<b>20,10</b>	0.038	30	3.8	3.9
D03316P-153_LD	15	<b>20,10</b>	0.046	27	3.0	3.1
D03316P-223_LD	22	<b>20,10</b>	0.085	19	2.6	2.7
D03316P-333_LD	33	<b>20,10</b>	0.10	15	2.0	2.1
D03316P-473_LD	47	<b>20,10</b>	0.14	12	1.6	1.8
D03316P-683_LD	68	<b>20,10</b>	0.20	10	1.4	1.5
D03316P-104_LD	100	<b>20,10</b>	0.28	9	1.2	1.3
D03316P-154_LD	150	<b>20,10</b>	0.40	6	1.0	1.0
D03316P-224_LD	220	<b>20,10</b>	0.61	5	0.8	0.80
D03316P-334_LD	330	<b>20,10</b>	1.02	4.5	0.60	0.60
D03316P-474_LD	470	<b>20,10</b>	1.27	3.5	0.50	0.50
D03316P-684_LD	680	<b>20,10</b>	2.02	2.5	0.40	0.40
D03316P-105_LD	1000	<b>20,10</b>	3.00	2.0	0.30	0.30
D03316P-155_LD	1500	<b>20,10</b>	4.49	1.7	0.29	0.27
D03316P-335_LD	3300	<b>20,10</b>	8.97	1.1	0.19	0.17



## D03316T

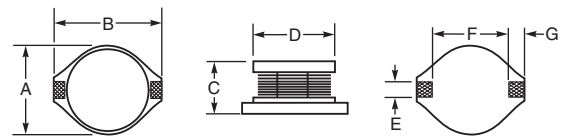


Part number	Inductance (µH)	Percent tolerance*	DCR max (Ohms)	SRF typ (MHz)	Isat (A) 10% drop	I <sub>rms</sub> (A)
D03316T-331MLD	0.33	<b>20</b>	0.002	200	20	16
D03316T-681MLD	0.68	<b>20</b>	0.005	200	13	12
D03316T-102MLD	1.0	<b>20</b>	0.006	100	11	10
D03316T-152MLD	1.5	<b>20</b>	0.008	90	9.0	9.0
D03316T-222_LD	2.2	<b>20,10</b>	0.011	90	7.8	7.4
D03316T-272_LD	2.7	<b>20,10</b>	0.012	65	7.0	6.6
D03316T-332_LD	3.3	<b>20,10</b>	0.014	60	6.4	5.9
D03316T-392_LD	3.9	<b>20,10</b>	0.015	50	5.9	5.3
D03316T-472_LD	4.7	<b>20,10</b>	0.018	50	5.4	4.8
D03316T-562_LD	5.6	<b>20,10</b>	0.021	45	4.7	4.65
D03316T-682_LD	6.8	<b>20,10</b>	0.024	43	4.4	4.40
D03316T-822_LD	8.2	<b>20,10</b>	0.032	34	4.0	4.15
D03316T-103_LD	10	<b>20,10</b>	0.034	31	3.9	3.90
D03316T-123_LD	12	<b>20,10</b>	0.036	27	3.4	3.50
D03316T-153_LD	15	<b>20,10</b>	0.045	25	3.1	3.10
D03316T-183_LD	18	<b>20,10</b>	0.050	22	2.8	2.90
D03316T-223_LD	22	<b>20,10</b>	0.070	18	2.5	2.70
D03316T-273_LD	27	<b>20,10</b>	0.085	18	2.3	2.30
D03316T-333_LD	33	<b>20,10</b>	0.100	17	2.0	2.10
D03316T-393_LD	39	<b>20,10</b>	0.120	15	1.8	1.95
D03316T-473_LD	47	<b>20,10</b>	0.150	14	1.65	1.80
D03316T-563_LD	56	<b>20,10</b>	0.165	12	1.45	1.65
D03316T-683_LD	68	<b>20,10</b>	0.220	11	1.40	1.50
D03316T-823_LD	82	<b>20,10</b>	0.250	10	1.30	1.40
D03316T-104_LD	100	<b>20,10</b>	0.280	9.0	1.20	1.30
D03316T-124_LD	120	<b>20,10</b>	0.400	8.0	1.00	1.00
D03316T-154_LD	150	<b>20,10</b>	0.460	6.0	0.90	0.90
D03316T-184_LD	180	<b>20,10</b>	0.520	6.0	0.85	0.85
D03316T-224_LD	220	<b>20,10</b>	0.700	5.0	0.80	0.80
D03316T-274_LD	270	<b>20,10</b>	0.800	5.0	0.75	0.70
D03316T-334_LD	330	<b>20,10</b>	1.07	4.5	0.60	0.60
D03316T-394_LD	390	<b>20,10</b>	1.14	4.0	0.62	0.55
D03316T-474_LD	470	<b>20,10</b>	1.27	3.5	0.50	0.50

## D03308P Low Profile



Part number	Inductance (µH)	Percent tolerance*	DCR max (Ohms)	SRF typ (MHz)	Isat (A) 10% drop	I <sub>rms</sub> (A)
D03308P-472_LD	4.7	<b>20,10</b>	0.036	50	4.2	3.2
D03308P-682_LD	6.8	<b>20,10</b>	0.060	47	3.9	2.6
D03308P-103_LD	10	<b>20,10</b>	0.085	35	2.7	2.3
D03308P-153_LD	15	<b>20,10</b>	0.12	33	2.3	1.9
D03308P-223_LD	22	<b>20,10</b>	0.18	25	1.8	1.5
D03308P-333_LD	33	<b>20,10</b>	0.25	19	1.6	1.2
D03308P-473_LD	47	<b>20,10</b>	0.32	14	1.3	1.0
D03308P-683_LD	68	<b>20,10</b>	0.54	12	1.1	0.90
D03308P-104_LD	100	<b>20,10</b>	0.69	10	0.87	0.73
D03308P-154_LD	150	<b>20,10</b>	0.94	8.0	0.74	0.62
D03308P-224_LD	220	<b>20,10</b>	1.60	6.0	0.56	0.51
D03308P-334_LD	330	<b>20,10</b>	2.15	5.0	0.50	0.40
D03308P-474_LD	470	<b>20,10</b>	3.30	4.0	0.40	0.33
D03308P-684_LD	680	<b>20,10</b>	4.40	3.0	0.33	0.28
D03308P-105_LD	1000	<b>20,10</b>	7.00	2.5	0.29	0.23



### Dimensions (inches mm)

Series	A max	B max	C	D	E	F	G
D01608C	0.175 4,45	0.260 6,60	0.115 2,92	0.155 3,94	0.050 1,27	0.170 4,32	0.040 1,02
D03308P	0.370 9,40	0.510 12,95	0.118 3,00	0.330 8,38	0.100 2,54	0.300 7,62	0.100 2,54
D03316P	0.370 9,40	0.510 12,95	0.205 5,21	0.330 8,38	0.100 2,54	0.300 7,62	0.100 2,54
D03316T	0.390 9,91	0.510 12,95	0.250 6,35	0.330 8,38	0.160 4,06	0.400 10,16	0.060 1,52

\* Bold numbers indicate tolerances carried in stock. When ordering, please replace underscore in part number with the proper tolerance code: K = 10%, M = 20%. (e.g. D03308P-105**K**LD for a 10% tolerance part.)

Q200  
85°

## DO1607B



Part number	Inductance ±20% (mH)	DCR max (Ohms)	Insulation core-winding (MOhms)	Isat (mA) 10% drop	Irms (mA)
DO1607B-105MLC	1.0	19	>10	100	150
DO1607B-155MLC	1.5	21	>10	75	140
DO1607B-225MLC	2.2	42	>10	60	100
DO1607B-335MLC	3.3	52	>10	50	90
DO1607B-475MLC	4.7	80	>10	45	75
DO1607B-685MLC	6.8	125	>10	40	60

Q200  
85°

## DO1813H High Current



Part number	Inductance ref (µH)	Inductance ±20% (µH)	DCR max (Ohms)	SRF typ (MHz)	Isat (A) 30% drop	Irms (A)
DO1813H-181MLD	0.18	0.18	0.003	800	14.0	10.0
DO1813H-331MLD	0.33	0.33	0.004	600	10.0	7.0
DO1813H-561MLD	0.56	0.56	0.010	200	7.7	6.0
DO1813H-122MLD	1.2	1.15	0.017	140	5.3	4.4
DO1813H-222MLD	2.2	2.06	0.035	100	3.5	3.1
DO1813H-332MLD	3.3	3.20	0.040	80	3.0	2.7
DO1813H-472MLD	4.7	4.70	0.054	50	2.6	2.2
DO1813H-682MLD	6.8	6.80	0.080	45	2.2	1.8
DO1813H-822MLD	8.2	8.20	0.092	42	2.0	1.6
DO1813H-103MLD	10	9.55	0.110	40	1.9	1.5
DO1813H-153MLD	15	15.3	0.17	30	1.5	1.2
DO1813H-223MLD	22	22.6	0.25	25	1.2	1.0
DO1813H-333MLD	33	32.5	0.35	20	0.99	0.82
DO1813H-473MLD	47	48.1	0.47	15	0.87	0.72

Q200  
85°

## DO3316H High Current



Part number	Inductance ±20% (µH)	Percent tolerance*	DCR max (Ohms)	SRF typ (MHz)	Isat (A) 10% drop	Irms (A)
DO3316H-121MLD	0.12	<b>20</b>	0.0015	200	28.0	17.0
DO3316H-331MLD	0.33	<b>20</b>	0.002	200	20.0	16.0
DO3316H-681MLD	0.68	<b>20</b>	0.005	200	13.0	12.0
DO3316H-102MLD	1.0	<b>20</b>	0.006	100	11.0	10.0
DO3316H-152MLD	1.5	<b>20</b>	0.008	90	9.0	9.0
DO3316H-222_LD	2.2	<b>20</b> ,10	0.011	80	7.8	7.4
DO3316H-272_LD	2.7	<b>20</b> ,10	0.012	65	7.0	6.6
DO3316H-332_LD	3.3	<b>20</b> ,10	0.014	60	6.4	5.9
DO3316H-392_LD	3.9	<b>20</b> ,10	0.015	50	5.9	5.3
DO3316H-472_LD	4.7	<b>20</b> ,10	0.018	45	5.4	4.8

\* Bold numbers indicate tolerances carried in stock. When ordering, please replace underscore in part number with the proper tolerance code: K = 10%, M = 20%. (e.g. DO3316H-472**K**LD for a 10% tolerance part.)

Q200  
125°

## DO3340H



Part number	Inductance (µH)	DCR max (mOhms)	SRF typ (MHz)	Isat (A) 10% drop	Irms (A)	
					20° rise	40° rise
DO3340H-271NLD	0.27 ±30%	2.5	410	54.0	20.0	30.0
DO3340H-471NLD	0.47 ±30%	3.0	210	43.0	15.0	22.5
DO3340H-102MLD	1.0 ±20%	6.5	130	25.0	10.7	16.0
DO3340H-152MLD	1.5 ±20%	7.0	100	21.5	9.70	14.5
DO3340H-222MLD	2.2 ±20%	8.0	82	19.0	8.80	13.2
DO3340H-272MLD	2.7 ±20%	12	68	16.4	7.40	11.1
DO3340H-332MLD	3.3 ±20%	15	60	15.3	6.20	9.30
DO3340H-392MLD	3.9 ±20%	17	57	14.1	5.60	8.40
DO3340H-472MLD	4.7 ±20%	19	47	13.1	5.10	7.60
DO3340H-562MLD	5.6 ±20%	22	42	12.3	4.60	6.90
DO3340H-682MLD	6.8 ±20%	24	37	11.2	3.85	5.77
DO3340H-822MLD	8.2 ±20%	26	28	10.0	3.50	5.25
DO3340H-103MLD	10 ±20%	31	24	9.20	3.20	4.80
DO3340H-123MLD	12 ±20%	36	19	8.20	2.90	4.35
DO3340H-153MLD	15 ±20%	41	15.0	7.80	2.70	4.05
DO3340H-183MLD	18 ±20%	44	15.0	7.30	2.60	3.90
DO3340H-223MLD	22 ±20%	52	14.0	6.50	2.40	3.60
DO3340H-273MLD	27 ±20%	73	12.6	5.80	2.30	3.45
DO3340H-333KLD	33 ±10%	80	12.4	5.50	2.00	3.00
DO3340H-393KLD	39 ±10%	95	9.8	5.00	1.80	2.70
DO3340H-473KLD	47 ±10%	100	9.0	4.60	1.50	2.25
DO3340H-563KLD	56 ±10%	135	7.8	4.20	1.40	2.10
DO3340H-683KLD	68 ±10%	145	7.4	3.90	1.20	1.80
DO3340H-823KLD	82 ±10%	162	5.9	3.50	1.20	1.80
DO3340H-104KLD	100 ±10%	187	6.0	3.20	1.20	1.80
DO3340H-124KLD	120 ±10%	240	5.0	2.90	1.00	1.50
DO3340H-154KLD	150 ±10%	280	4.7	2.60	0.90	1.35
DO3340H-184KLD	180 ±10%	320	4.5	2.50	0.80	1.20
DO3340H-224KLD	220 ±10%	375	4.0	2.30	0.70	1.05
DO3340H-274KLD	270 ±10%	475	3.7	2.00	0.65	0.97
DO3340H-334KLD	330 ±10%	570	3.2	1.80	0.60	0.90
DO3340H-394KLD	390 ±10%	685	2.9	1.70	0.55	0.82
DO3340H-474KLD	470 ±10%	795	2.6	1.50	0.30	0.45
DO3340H-564KLD	560 ±10%	910	2.3	1.40	0.30	0.45
DO3340H-684KLD	680 ±10%	1200	2.0	1.25	0.30	0.45
DO3340H-824KLD	820 ±10%	1350	1.8	1.15	0.25	0.37
DO3340H-105KLD	1000 ±10%	1620	1.5	1.00	0.20	0.30

## DO3340P High Current



Part number	Inductance ±20% (µH)	DCR max (Ohms)	SRF typ (MHz)	Isat (A) 10% drop	Irms (A)
DO3340P-103MLD	10	0.040	35	8.0	3.5
DO3340P-153MLD	15	0.050	18	7.0	3.0
DO3340P-223MLD	22	0.066	13	5.5	2.5
DO3340P-333MLD	33	0.080	11	4.0	2.0
DO3340P-473MLD	47	0.11	9.0	3.8	1.6
DO3340P-683MLD	68	0.17	7.0	3.0	1.2
DO3340P-104MLD	100	0.22	5.5	2.5	1.2
DO3340P-154MLD	150	0.34	4.5	2.0	0.9
DO3340P-224MLD	220	0.44	3.5	1.6	0.7
DO3340P-334MLD	330	0.70	3.0	1.2	0.6
DO3340P-474MLD	470	0.95	2.5	1.0	0.3
DO3340P-684MLD	680	1.15	2.0	1.0	0.2
DO3340P-105MLD	1000	2.0	1.5	0.8	0.1

Q200  
85°

## D05010H High Current



Part number	Inductance ±20% (µH)	DCR max (mOhms)	SRF typ (MHz)	Isat (A)		I <sub>rms</sub> (A)
				10% drop	20% drop	
D05010H-781MLD	0.78	2.6	156	30	15	15
D05010H-152MLD	1.5	4.0	100	25	15	15
D05010H-222MLD	2.2	6.1	75	20	12	12
D05010H-332MLD	3.3	8.6	60	17	10	10
D05010H-392MLD	3.9	10	55	15	9.0	9.0
D05010H-472MLD	4.7	14	40	13	8.4	8.4
D05010H-602MLD	6.0	17	35	12	7.5	7.5
D05010H-782MLD	7.8	18	35	11	7.5	7.5
D05010H-103MLD	10	26	28	10	6.0	6.0
D05010H-123MLD	12	28	26	8.5	5.2	5.2
D05010H-153MLD	15	32	20	8	4.4	4.4
D05010H-223MLD	22	47	20	7.0	3.5	3.5
D05010H-333MLD	33	66	15	5.5	3.0	3.0
D05010H-473MLD	47	86	9.0	4.5	2.6	2.6
D05010H-683MLD	68	130	8.0	3.5	2.3	2.3
D05010H-104MLD	100	190	7.0	3.0	1.8	1.8
D05010H-154MLD	150	250	6.0	2.6	1.5	1.5
D05010H-224MLD	220	380	5.0	2.4	1.2	1.2
D05010H-334MLD	330	560	4.0	1.9	1.0	1.0
D05010H-474MLD	470	850	3.0	1.4	0.82	0.82
D05010H-684MLD	680	1100	2.5	1.2	0.72	0.72
D05010H-105MLD	1000	1800	2.0	1.0	0.56	0.56

## D05022P




Part number	Inductance ±20% (µH)	Percent tolerance*	DCR max (Ohms)	SRF typ (MHz)	Isat (A)		I <sub>rms</sub> (A)
					10% drop	20% drop	
D05022P-102MLD	1.0	<b>20</b>	0.009	80	27.6	28.8	8.6
D05022P-222MLD	2.2	<b>20</b>	0.014	80	18.5	19.8	7.1
D05022P-332MLD	3.3	<b>20</b>	0.018	60	14.5	15.5	6.2
D05022P-562MLD	5.6	<b>20</b>	0.020	40	12.5	13.8	5.3
D05022P-822MLD	8.2	<b>20</b>	0.029	30	10.3	11.5	4.8
D05022P-103MLD	10	<b>20</b>	0.031	30	9.4	10.5	4.3
D05022P-153MLD	15	<b>20</b>	0.036	22	7.5	8.2	4.0
D05022P-223MLD	22	<b>20</b>	0.047	20	6.5	7.2	3.5
D05022P-333MLD	33	<b>20</b>	0.066	15	5.2	6.1	3.0
D05022P-473MLD	47	<b>20</b>	0.086	9	4.2	4.7	2.6
D05022P-683_LD	68	<b>20,10</b>	0.13	8	3.7	4.1	2.3
D05022P-104_LD	100	<b>20,10</b>	0.19	7	3.0	3.4	1.8
D05022P-154_LD	150	<b>20,10</b>	0.25	6	2.5	2.8	1.5
D05022P-224_LD	220	<b>20,10</b>	0.38	5	2.0	2.3	1.2
D05022P-334_LD	330	<b>20,10</b>	0.56	4	1.7	1.9	1.0
D05022P-474_LD	470	<b>20,10</b>	0.85	3	1.5	1.7	0.82
D05022P-684_LD	680	<b>20,10</b>	1.1	2.5	1.2	1.3	0.72
D05022P-105_LD	1000	<b>20,10</b>	1.8	2.0	0.95	1.1	0.56

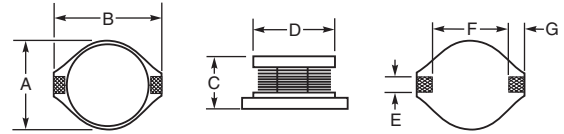
\* Bold numbers indicate tolerances carried in stock. When ordering, please replace underscore in part number with the proper tolerance code: K = 10%, M = 20%. (e.g. D05022P-683**K**LD for a 10% tolerance part.)

Q200  
85°

## D05040H High Current



Part number	Inductance (µH)	DCR max (mOhms)	SRF typ (MHz)	Isat (A)		I <sub>rms</sub> (A)
				10% drop	20% drop	
D05040H-282MLD	2.8±20%	5.2	65	33.4	12.1	12.1
D05040H-392MLD	3.9±20%	6.0	40	26.8	11.2	11.2
D05040H-682MLD	6.8±20%	9.0	30	22.5	9.6	9.6
D05040H-103MLD	10±20%	11	22	17.8	8.6	8.6
D05040H-123MLD	12±20%	13	21	15.9	7.4	7.4
D05040H-153MLD	15±20%	20	18	13.8	6.5	6.5
D05040H-183MLD	18±20%	22	14	13.2	6.0	6.0
D05040H-223MLD	22±20%	24	13	11.8	5.7	5.7
D05040H-333MLD	33±20%	37	10	9.6	4.5	4.5
D05040H-473MLD	47±20%	52	8.0	7.8	3.7	3.7
D05040H-683MLD	68±20%	67	7.0	6.7	3.4	3.4
D05040H-104MLD	100±20%	115	6.0	5.6	2.8	2.8
D05040H-334KLD	330±10%	325	3.0	3.0	1.5	1.5
D05040H-684KLD	680±10%	780	1.6	2.0	1.1	1.1
D05040H-145KLD	1400±10%	1300	1.0	1.5	0.7	0.7



### Dimensions (inches mm)

Series	A max	B max	C	D	E	F	G
D01607B	0.175 4,45	0.260 6,60	0.098 2,49	0.155 3,94	0.050 1,27	0.170 4,32	0.040 1,02
D01813H	0.240 6,10	0.350 8,89	0.197 5,00	0.180 4,60	0.160 4,06	0.230 5,84	0.075 1,91
D03316H	0.390 9,91	0.510 12,95	0.250 6,35	0.330 8,38	0.160 4,06	0.400 10,16	0.060 1,52
D03340H	0.390 9,91	0.520 13,21	0.470 11,91	0.330 8,38	0.125 3,18	0.360 9,14	0.060 1,52
D03340P	0.370 9,40	0.510 12,95	0.450 11,43	0.330 8,38	0.100 2,54	0.300 7,62	0.100 2,54
D05010H	0.600 15,24	0.730 18,54	0.315 8,00	0.500 12,70	0.200 5,08	0.580 14,73	0.065 1,65
D05022P	0.600 15,24	0.730 18,54	0.280 7,11	0.500 12,70	0.100 2,54	0.500 12,70	0.100 2,54
D05040H	0.640 16,26	0.880 22,35	0.472 12,00	0.500 12,70	0.450 11,43	0.565 14,35	0.125 3,18



# Through-Hole Power Inductors

Coilcraft through-hole power inductors offer a wide range of inductance values and current ratings in a variety of sizes. These efficient, low-cost inductors are intended for DC-DC converters and are suitable for many other power and filtering applications. Body sizes are as small as 8 mm diameter (DR0608) with heights ranging from 8 mm to 16 mm. Inductance values range from 0.9  $\mu$ H to 18 mH. The RFS Series (three sizes) features magnetic shielding.

## RFS1113 Shielded



Part number	Inductance $\pm 20\%$ ( $\mu$ H)	DCR (Ohms)		SRF typ (MHz)	Isat (A)			Irms (A)	
		nom	max		10% drop	20% drop	30% drop	20°C rise	40°C rise
RFS1113-682ME	6.8	0.014	0.016	45.0	6.6	8.0	9.1	5.65	7.80
RFS1113-103ME	10	0.017	0.020	30.2	5.4	6.6	7.4	5.20	7.20
RFS1113-153ME	15	0.020	0.023	19.8	4.0	5.0	5.8	4.80	6.60
RFS1113-223ME	22	0.023	0.026	11.8	3.5	4.2	4.8	4.40	6.10
RFS1113-273ME	27	0.032	0.036	9.6	3.0	3.6	4.2	3.60	5.05
RFS1113-333ME	33	0.045	0.052	8.8	2.8	3.5	4.0	3.20	4.40
RFS1113-393ME	39	0.058	0.064	8.4	2.4	3.1	3.6	2.75	3.75
RFS1113-473ME	47	0.081	0.089	7.9	2.2	2.9	3.3	2.30	3.20
RFS1113-104ME	100	0.184	0.200	4.0	1.5	1.9	2.2	1.55	2.10
RFS1113-224ME	220	0.281	0.295	2.8	1.0	1.3	1.5	1.25	1.65
RFS1113-564ME	560	0.709	0.744	1.8	0.68	0.86	0.98	0.73	1.00
RFS1113-105ME	1000	1.80	1.89	1.3	0.51	0.63	0.73	0.46	0.60
RFS1113-275ME	2700	3.76	3.95	0.72	0.33	0.40	0.45	0.30	0.40



## RFS1317 Shielded

Part number	Inductance $\pm 10\%$	DCR max (Ohms)	SRF typ (MHz)	Isat (A)			Irms (A)	
				10% drop	20% drop	30% drop	20°C rise	40°C rise
RFS1317-273KL	27 $\mu$ H	0.033	20.95	5.2	6.4	7.2	4.10	5.70
RFS1317-333KL	33 $\mu$ H	0.050	18.18	4.5	5.7	6.4	3.55	4.85
RFS1317-473KL	47 $\mu$ H	0.055	12.93	3.9	4.7	5.4	3.20	4.50
RFS1317-683KL	68 $\mu$ H	0.068	6.49	3.1	3.8	4.3	3.00	4.05
RFS1317-823KL	82 $\mu$ H	0.071	5.03	2.8	3.6	4.0	2.75	3.90
RFS1317-104KL	100 $\mu$ H	0.079	3.45	2.6	3.2	3.6	2.65	3.65
RFS1317-124KL	120 $\mu$ H	0.110	3.18	2.4	2.9	3.2	2.20	3.15
RFS1317-154KL	150 $\mu$ H	0.144	2.92	2.2	2.6	2.9	2.05	2.90
RFS1317-184KL	180 $\mu$ H	0.172	2.27	1.9	2.4	2.7	1.85	2.65
RFS1317-224KL	220 $\mu$ H	0.239	2.03	1.7	2.1	2.4	1.50	2.05
RFS1317-274KL	270 $\mu$ H	0.263	1.66	1.7	1.9	2.2	1.50	2.05
RFS1317-334KL	330 $\mu$ H	0.286	1.55	1.5	1.7	2.0	1.40	1.90
RFS1317-394KL	390 $\mu$ H	0.317	1.39	1.3	1.6	1.8	1.35	1.85
RFS1317-474KL	470 $\mu$ H	0.409	1.20	1.3	1.4	1.6	1.10	1.60
RFS1317-564KL	560 $\mu$ H	0.524	1.12	1.1	1.3	1.5	0.95	1.35
RFS1317-684KL	680 $\mu$ H	0.617	0.955	1.0	1.2	1.4	0.86	1.20
RFS1317-824KL	820 $\mu$ H	0.834	0.827	0.89	1.0	1.2	0.75	1.04
RFS1317-105KL	1.0 mH	1.02	0.725	0.83	1.0	1.1	0.68	0.97
RFS1317-125KL	1.2 mH	1.19	0.647	0.72	0.94	1.0	0.60	0.81
RFS1317-155KL	1.5 mH	1.36	0.599	0.66	0.82	0.91	0.59	0.78
RFS1317-185KL	1.8 mH	1.49	0.566	0.60	0.78	0.87	0.54	0.74
RFS1317-225KL	2.2 mH	2.01	0.496	0.56	0.69	0.77	0.45	0.62
RFS1317-275KL	2.7 mH	2.22	0.439	0.51	0.62	0.70	0.43	0.61
RFS1317-335KL	3.3 mH	2.38	0.435	0.46	0.61	0.68	0.41	0.57
RFS1317-395KL	3.9 mH	3.38	0.373	0.41	0.51	0.57	0.34	0.49
RFS1317-475KL	4.7 mH	3.68	0.352	0.38	0.48	0.54	0.33	0.46
RFS1317-565KL	5.6 mH	4.03	0.320	0.34	0.44	0.49	0.32	0.46
RFS1317-685KL	6.8 mH	5.43	0.288	0.32	0.40	0.45	0.26	0.38
RFS1317-825KL	8.2 mH	5.88	0.274	0.31	0.39	0.44	0.25	0.35
RFS1317-106KL	10 mH	6.55	0.254	0.28	0.33	0.37	0.24	0.35

## RFS1412 Shielded



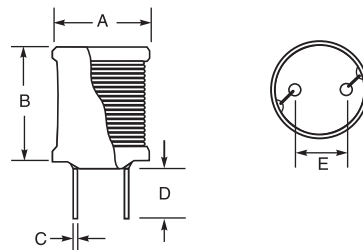
Part number	Inductance ( $\mu$ H)	DCR (Ohms)		SRF typ (MHz)	Isat (A)			Irms (A)	
		nom	max		10% drop	20% drop	30% drop	20°C rise	40°C rise
RFS1412-103ME	10 $\pm 20\%$	0.016	0.018	36	6.2	7.4	8.1	5.80	7.90
RFS1412-153LE	15 $\pm 15\%$	0.019	0.022	21	5.0	6.1	6.8	5.05	6.90
RFS1412-223KE	22 $\pm 10\%$	0.029	0.032	13	4.4	5.2	5.7	4.05	5.60
RFS1412-333KE	33 $\pm 10\%$	0.043	0.047	8.7	3.4	4.1	4.6	3.25	4.50
RFS1412-393KE	39 $\pm 10\%$	0.060	0.066	7.7	3.1	3.9	4.3	2.85	3.90
RFS1412-473KE	47 $\pm 10\%$	0.066	0.072	6.7	3.0	3.5	3.9	2.65	3.65
RFS1412-104KE	100 $\pm 10\%$	0.083	0.091	5.1	2.0	2.4	2.6	2.35	3.25
RFS1412-224KE	220 $\pm 10\%$	0.190	0.200	3.3	1.3	1.6	1.8	1.55	2.35
RFS1412-564KE	560 $\pm 10\%$	0.484	0.508	1.8	0.82	1.0	1.1	0.92	1.28
RFS1412-105KE	1000 $\pm 10\%$	1.01	1.06	1.3	0.63	0.76	0.84	0.64	0.86
RFS1412-106KE	10000 $\pm 10\%$	9.58	9.87	0.36	0.20	0.25	0.27	0.20	0.28



## RFC0807B



Part number	Inductance $\pm 10\%$ ( $\mu$ H)	DCR (Ohms)		SRF typ (MHz)	Isat (A)			Irms (A)	
		nom	max		10% drop	20% drop	30% drop	20°C rise	40°C rise
RFC0807B-123KE	12	0.035	0.045	20	5.70	6.30	6.65	2.50	3.60
RFC0807B-153KE	15	0.050	0.060	19	4.95	5.53	5.85	2.15	3.10
RFC0807B-183KE	18	0.060	0.070	16	4.70	5.23	5.55	2.00	2.80
RFC0807B-223KE	22	0.075	0.090	13	4.10	4.60	4.85	1.75	2.50
RFC0807B-273KE	27	0.085	0.100	12	3.70	4.13	4.37	1.70	2.35
RFC0807B-333KE	33	0.100	0.115	12	3.15	3.53	3.74	1.50	2.15
RFC0807B-393KE	39	0.125	0.145	10	2.85	3.20	3.40	1.35	1.95
RFC0807B-473KE	47	0.145	0.165	9.2	2.55	2.87	3.04	1.25	1.80
RFC0807B-563KE	56	0.160	0.185	8.5	2.35	2.66	2.84	1.20	1.70
RFC0807B-683KE	68	0.210	0.240	7.2	2.30	2.60	2.74	1.10	1.50
RFC0807B-823KE	82	0.240	0.275	6.4	2.13	2.37	2.53	1.00	1.40
RFC0807B-104KE	100	0.310	0.355	6.1	1.98	2.22	2.34	0.85	1.25
RFC0807B-124KE	120	0.350	0.400	5.7	1.76	2.00	2.12	0.80	1.15
RFC0807B-154KE	150	0.410	0.470	5.3	1.62	1.82	1.93	0.75	1.05
RFC0807B-184KE	180	0.525	0.605	4.4	1.42	1.61	1.70	0.65	0.95
RFC0807B-224KE	220	0.600	0.690	4.1	1.32	1.48	1.57	0.60	0.85
RFC0807B-274KE	270	0.700	0.805	3.6	1.20	1.34	1.43	0.55	0.80
RFC0807B-334KE	330	0.910	1.05	3.4	1.08	1.21	1.30	0.50	0.72
RFC0807B-394KE	390	1.00	1.15	3.3	1.03	1.16	1.23	0.45	0.64
RFC0807B-474KE	470	1.35	1.55	2.9	0.90	1.02	1.10	0.40	0.55
RFC0807B-564KE	560	1.50	1.70	2.7	0.85	0.93	1.01	0.37	0.52
RFC0807B-684KE	680	1.75	2.00	2.5	0.77	0.83	0.92	0.34	0.48
RFC0807B-824KE	820	2.25	2.60	2.1	0.68	0.77	0.82	0.30	0.42
RFC0807B-105KE	1000	2.60	3.00	2.0	0.62	0.68	0.72	0.28	0.40
RFC0807B-125KE	1200	3.35	3.85	1.7	0.56	0.62	0.66	0.25	0.35
RFC0807B-155KE	1500	3.95	4.55	1.6	0.52	0.57	0.60	0.22	0.32
RFC0807B-185KE	1800	4.40	5.05	1.5	0.48	0.53	0.56	0.21	0.30
RFC0807B-225KE	2200	6.00	6.90	1.3	0.43	0.47	0.49	0.18	0.26
RFC0807B-275KE	2700	6.95	8.00	1.2	0.38	0.42	0.44	0.17	0.24
RFC0807B-335KE	3300	9.10	10.5	1.0	0.35	0.38	0.40	0.15	0.21
RFC0807B-395KE	3900	10.0	11.5	1.0	0.33	0.35	0.37	0.14	0.20
RFC0807B-475KE	4700	14.0	16.0	0.90	0.29	0.31	0.33	0.12	0.17
RFC0807B-565KE	5600	15.5	17.5	0.80	0.27	0.29	0.31	0.11	0.16
RFC0807B-685KE	6800	20.0	23.0	0.70	0.24	0.26	0.27	0.10	0.14
RFC0807B-825KE	8200	22.5	25.5	0.60	0.22	0.24	0.26	0.095	0.133
RFC0807B-106KE	10,000	25.5	28.0	0.60	0.21	0.22	0.24	0.090	0.125
RFC0807B-126KE	12,000	34.0	37.5	0.60	0.19	0.20	0.22	0.080	0.110
RFC0807B-156KE	15,000	41.5	45.5	0.50	0.16	0.18	0.20	0.070	0.100
RFC0807B-186KE	18,000	46.5	51.0	0.40	0.15	0.17	0.18	0.065	0.090




### Dimensions (inches mm)

Series	A max	B max	C	D	E
RFC0807	0.35 8,80	0.30 7,50	0.024 0,60	0.197 5,0	0.197 5,0
RFS1113	0.43 11,0	0.48 12,3	0.031 0,80	0.189 4,8	0.197 5,0
RFS1317	0.52 13,3	0.63 16,0	0.031 0,80	0.189 4,8	0.197 5,0
RFS1412	0.54 13,7	0.46 11,7	0.031 0,80	0.189 4,8	0.295 7,5

Q200  
85°

## RFC0810



Part number	Inductance ±10% (µH)	DCR (Ohms)		SRF typ (MHz)	Isat (A)			Irms (A)	
		nom	max		10% drop	20% drop	30% drop	20°C rise	40°C rise
RFC0810B-333KE	33	0.065	0.075	9.0	3.50	3.96	4.25	2.10	3.00
RFC0810B-393KE	39	0.070	0.085	8.7	3.20	3.66	3.95	2.00	2.75
RFC0810B-473KE	47	0.080	0.095	7.5	2.90	3.33	3.60	1.85	2.60
RFC0810B-563KE	56	0.110	0.125	7.3	2.65	3.05	3.27	1.55	2.15
RFC0810B-683KE	68	0.120	0.140	6.3	2.45	2.80	3.02	1.50	2.10
RFC0810B-823KE	82	0.160	0.185	5.2	2.20	2.52	2.72	1.30	1.80
RFC0810B-104KE	100	0.185	0.210	5.0	2.00	2.27	2.43	1.20	1.70
RFC0810B-124KE	120	0.210	0.240	4.9	1.80	2.08	2.24	1.15	1.60
RFC0810B-154KE	150	0.280	0.325	4.1	1.60	1.86	2.01	1.00	1.40
RFC0810B-184KE	180	0.310	0.355	3.8	1.50	1.75	1.88	0.95	1.30
RFC0810B-224KE	220	0.400	0.460	3.0	1.30	1.55	1.67	0.82	1.15
RFC0810B-274KE	270	0.460	0.530	2.9	1.20	1.40	1.51	0.75	1.05
RFC0810B-334KE	330	0.520	0.600	2.6	1.10	1.27	1.40	0.70	1.00
RFC0810B-394KE	390	0.705	0.810	2.4	1.03	1.18	1.28	0.60	0.85
RFC0810B-474KE	470	0.795	0.915	2.2	0.93	1.06	1.15	0.58	0.80
RFC0810B-564KE	560	0.895	1.05	2.0	0.84	0.97	1.06	0.55	0.75
RFC0810B-684KE	680	1.15	1.30	1.7	0.78	0.90	0.96	0.48	0.66
RFC0810B-824KE	820	1.55	1.80	1.6	0.70	0.82	0.87	0.40	0.57
RFC0810B-105KE	1000	1.70	1.95	1.5	0.64	0.73	0.78	0.38	0.54
RFC0810B-125KE	1200	2.35	2.70	1.2	0.58	0.66	0.71	0.33	0.46
RFC0810B-155KE	1500	2.70	3.10	1.1	0.53	0.59	0.64	0.31	0.43
RFC0810B-185KE	1800	3.00	3.45	1.0	0.48	0.55	0.59	0.29	0.41
RFC0810B-225KE	2200	4.10	4.70	0.93	0.43	0.49	0.52	0.25	0.35
RFC0810B-275KE	2700	4.70	5.40	0.89	0.39	0.45	0.48	0.23	0.33
RFC0810B-335KE	3300	6.15	7.10	0.88	0.36	0.40	0.43	0.20	0.29
RFC0810B-395KE	3900	7.10	8.15	0.84	0.33	0.37	0.40	0.185	0.26
RFC0810B-475KE	4700	8.05	9.25	0.78	0.31	0.35	0.37	0.180	0.25
RFC0810B-565KE	5600	9.90	11.5	0.59	0.28	0.31	0.33	0.150	0.22
RFC0810B-685KE	6800	11.5	13.0	0.55	0.26	0.28	0.31	0.145	0.205
RFC0810B-825KE	8200	15.0	17.0	0.48	0.23	0.26	0.28	0.130	0.180
RFC0810B-106KE	10,000	17.0	19.5	0.45	0.21	0.23	0.25	0.122	0.170
RFC0810B-126KE	12,000	21.5	24.5	0.40	0.19	0.22	0.23	0.108	0.150
RFC0810B-156KE	15,000	24.5	27.0	0.36	0.17	0.20	0.21	0.100	0.142
RFC0810B-186KE	18,000	27.5	30.0	0.34	0.16	0.18	0.20	0.097	0.135

Q200  
85°

## RFC1010



Part number	Inductance ±10% (µH)	DCR (Ohms)		SRF typ (MHz)	Isat (A)			Irms (A)	
		nom	max		10% drop	20% drop	30% drop	20°C rise	40°C rise
RFC1010B-683KE	68	0.100	0.115	5.6	3.20	3.67	3.94	1.80	2.40
RFC1010B-823KE	82	0.110	0.125	5.4	2.95	3.40	3.67	1.70	2.30
RFC1010B-104KE	100	0.130	0.150	4.7	2.65	3.03	3.27	1.60	2.15
RFC1010B-124KE	120	0.170	0.195	4.3	2.40	2.78	2.98	1.40	1.90
RFC1010B-154KE	150	0.200	0.230	4.0	2.20	2.50	2.70	1.30	1.75
RFC1010B-184KE	180	0.255	0.295	3.4	2.00	2.28	2.44	1.10	1.55
RFC1010B-224KE	220	0.290	0.335	3.1	1.85	2.08	2.25	1.05	1.45
RFC1010B-274KE	270	0.380	0.440	2.8	1.65	1.88	2.04	0.90	1.27
RFC1010B-334KE	330	0.435	0.500	2.6	1.50	1.72	1.84	0.85	1.18
RFC1010B-394KE	390	0.485	0.560	2.4	1.40	1.60	1.72	0.82	1.12
RFC1010B-474KE	470	0.630	0.725	2.1	1.25	1.42	1.53	0.72	1.00
RFC1010B-564KE	560	0.700	0.805	1.9	1.15	1.32	1.42	0.68	0.92
RFC1010B-684KE	680	0.965	1.11	1.7	1.05	1.18	1.26	0.58	0.78
RFC1010B-824KE	820	1.07	1.20	1.6	0.95	1.10	1.18	0.54	0.74
RFC1010B-105KE	1000	1.24	1.40	1.5	0.90	1.00	1.07	0.50	0.70
RFC1010B-125KE	1200	1.61	1.85	1.3	0.75	0.90	0.96	0.43	0.61
RFC1010B-155KE	1500	1.78	2.05	1.2	0.70	0.81	0.86	0.41	0.58
RFC1010B-185KE	1800	2.40	2.75	1.1	0.64	0.71	0.77	0.36	0.50
RFC1010B-225KE	2200	2.80	3.20	0.99	0.58	0.65	0.70	0.33	0.47
RFC1010B-275KE	2700	3.65	4.20	0.82	0.53	0.59	0.63	0.29	0.41
RFC1010B-335KE	3300	4.15	4.75	0.75	0.48	0.53	0.57	0.28	0.38
RFC1010B-395KE	3900	4.65	5.30	0.71	0.45	0.49	0.53	0.26	0.36
RFC1010B-475KE	4700	6.05	6.95	0.61	0.41	0.45	0.48	0.22	0.32
RFC1010B-565KE	5600	6.75	7.75	0.57	0.37	0.41	0.44	0.21	0.30
RFC1010B-685KE	6800	8.90	10.0	0.49	0.34	0.38	0.40	0.180	0.260
RFC1010B-825KE	8200	10.0	11.0	0.46	0.32	0.35	0.37	0.170	0.245
RFC1010B-106KE	10,000	14.0	15.5	0.43	0.29	0.31	0.33	0.150	0.210
RFC1010B-126KE	12,000	16.0	17.5	0.41	0.25	0.28	0.30	0.135	0.180
RFC1010B-156KE	15,000	18.0	19.5	0.38	0.23	0.26	0.28	0.130	0.170
RFC1010B-186KE	18,000	23.0	25.0	0.33	0.21	0.23	0.24	0.115	0.150

## DR0608



Part number	Inductance (µH)	DCR max (Ohms)	SRF typ (MHz)	Isat (A)			Irms (A)	
				10% drop	20% drop	30% drop	20°C rise	40°C rise
DR0608-332L	3.3±20%	0.012	40	5.3	6.1	6.4	5.0	7.5
DR0608-472L	4.7±20%	0.018	36	4.6	5.4	5.8	4.6	6.9
DR0608-562L	5.6±20%	0.022	32	4.6	5.2	5.5	4.2	6.3
DR0608-682L	6.8±20%	0.025	30	3.9	4.5	4.8	3.8	5.7
DR0608-822L	8.2±20%	0.028	25	3.6	4.1	4.4	3.4	5.1
DR0608-103L	10±10%	0.035	23	3.2	3.6	4.0	3.0	4.5
DR0608-123L	12±10%	0.045	20	2.8	3.2	3.5	2.8	4.2
DR0608-153L	15±10%	0.052	19	2.7	3.0	3.2	2.7	4.0
DR0608-183L	18±10%	0.065	17	2.4	2.7	2.9	2.5	3.7
DR0608-223L	22±10%	0.078	16	2.1	2.5	2.7	2.3	3.4
DR0608-273L	27±10%	0.086	12	1.9	2.2	2.4	2.2	3.2
DR0608-333L	33±10%	0.12	11	1.7	2.0	2.2	2.0	2.9
DR0608-393L	39±10%	0.13	10	1.6	1.9	2.0	1.8	2.6
DR0608-473L	47±10%	0.16	9.5	1.4	1.7	1.8	1.7	2.4
DR0608-563L	56±10%	0.19	9.0	1.3	1.5	1.7	1.5	2.1
DR0608-683L	68±10%	0.25	9.0	1.3	1.4	1.5	1.3	1.8
DR0608-823L	82±10%	0.28	7.0	1.2	1.3	1.4	1.2	1.6
DR0608-104L	100±10%	0.38	6.5	1.0	1.2	1.3	1.0	1.3
DR0608-124L	120±10%	0.42	6.0	0.96	1.0	1.1	0.94	1.23
DR0608-154L	150±10%	0.50	5.5	0.83	0.93	1.0	0.88	1.15
DR0608-184L	180±10%	0.65	5.0	0.76	0.85	0.93	0.82	1.08
DR0608-224L	220±10%	0.73	4.8	0.73	0.83	0.89	0.76	1.00
DR0608-274L	270±10%	0.96	4.0	0.69	0.77	0.82	0.70	0.93
DR0608-334L	330±10%	1.11	3.7	0.60	0.68	0.72	0.64	0.85
DR0608-394L	390±10%	1.25	3.0	0.59	0.66	0.70	0.58	0.78
DR0608-474L	470±10%	1.60	2.8	0.50	0.56	0.61	0.52	0.70
DR0608-564L	560±10%	1.85	2.5	0.47	0.53	0.56	0.46	0.63
DR0608-684L	680±10%	2.40	2.5	0.43	0.48	0.51	0.40	0.55
DR0608-824L	820±10%	2.70	2.1	0.40	0.45	0.48	0.34	0.48
DR0608-105L	1000±10%	3.00	2.1	0.35	0.40	0.43	0.30	0.40

## DR0810



Part number	Inductance (µH)	DCR max (Ohms)	SRF typ (MHz)	Isat (A)			Irms (A)	
				10% drop	20% drop	30% drop	20°C rise	40°C rise
DR0810-332L	3.3±20%	0.010	47	8.9	10.2	11.0	7.0	9.5
DR0810-472L	4.7±20%	0.012	33	7.4	8.5	9.3	6.4	8.8
DR0810-562L	5.6±20%	0.017	28	6.2	7.4	8.2	5.8	8.1
DR0810-682L	6.8±20%	0.018	26	5.6	6.7	7.4	5.2	7.4
DR0810-822L	8.2±20%	0.019	25	5.2	6.2	6.8	4.6	6.7
DR0810-103L	10±10%	0.026	23	5.1	6.1	6.6	4.0	6.0
DR0810-123L	12±10%	0.030	20	4.0	4.6	5.1	3.8	5.7
DR0810-153L	15±10%	0.035	18	3.8	4.5	5.0	3.5	5.3
DR0810-183L	18±10%	0.038	15	3.5	4.1	4.5	3.3	5.0
DR0810-223L	22±10%	0.046	14	3.4	4.0	4.4	3.1	4.6
DR0810-273L	27±10%	0.070	11	3.1	3.7	4.0	2.8	4.3
DR0810-333L	33±10%	0.080	10	2.9	3.4	3.7	2.6	3.9
DR0810-393L	39±10%	0.088	10	2.5	2.9	3.2	2.4	3.6
DR0810-473L	47±10%	0.10	9.5	2.3	2.7	3.0	2.1	3.2
DR0810-563L	56±10%	0.15	8.0	1.9	2.2	2.5	1.9	2.9
DR0810-683L	68±10%	0.17	7.0	2.0	2.3	2.5	1.7	2.5
DR0810-823L	82±10%	0.20	7.0	1.7	2.0	2.2	1.4	2.2
DR0810-104L	100±10%	0.22	6.0	1.5	1.8	2.0	1.2	1.8
DR0810-124L	120±10%	0.29	5.0	1.2	1.5	1.6	1.1	1.7
DR0810-154L	150±10%	0.34	4.5	1.1	1.4	1.5	1.1	1.6
DR0810-184L	180±10%	0.38	4.0	1.1	1.3	1.4		

Q200  
85°

## RFB0807



Part number	Inductance	DCR max (Ohms)	SRF typ (MHz)	Isat (A) 10% drop	Irms (A)	
					20°C rise	40°C rise
RFB0807-1R0L	0.9µH±20%	0.008	180	10.0	6.00	8.50
RFB0807-2R2L	2.2µH±20%	0.012	80	6.00	5.00	7.50
RFB0807-2R7L	2.7µH±20%	0.014	40	5.50	4.60	6.54
RFB0807-3R3L	3.3µH±20%	0.017	40	5.00	4.20	5.97
RFB0807-3R9L	3.9µH±20%	0.020	40	4.50	3.70	5.26
RFB0807-4R7L	4.7µH±20%	0.024	40	4.20	3.50	4.98
RFB0807-5R6L	5.6µH±20%	0.028	40	4.00	3.40	4.83
RFB0807-6R8L	6.8µH±20%	0.033	30	3.60	3.20	4.55
RFB0807-8R2L	8.2µH±20%	0.035	30	3.30	3.00	4.27
RFB0807-100L	10µH±10%	0.040	30	3.10	3.00	4.20

Q200  
85°

## RFB1010



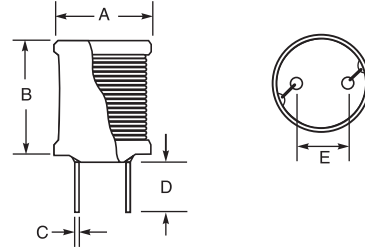
Part number	Inductance ±10%	DCR max (Ohms)	SRF typ (MHz)	Isat (A) 10% drop	Irms (A)	
					20°C rise	40°C rise
RFB1010-120L	12µH	0.025	20	5.60	4.00	5.70
RFB1010-150L	15µH	0.028	19	5.00	3.75	5.40
RFB1010-180L	18µH	0.030	16	4.60	3.50	5.00
RFB1010-220L	22µH	0.042	15	4.10	3.30	4.70
RFB1010-270L	27µH	0.046	12	3.70	3.00	4.40
RFB1010-330L	33µH	0.055	11	3.40	2.80	4.10
RFB1010-390L	39µH	0.075	10.3	3.10	2.60	3.80
RFB1010-470L	47µH	0.082	9.5	2.80	2.40	3.50
RFB1010-560L	56µH	0.090	8.6	2.60	2.20	3.20

Q200  
85°

## RFB0810



Part number	Inductance ±10%	DCR max (Ohms)	SRF typ (MHz)	Isat (A) 10% drop	Irms (A)	
					20°C rise	40°C rise
RFB0810-100L	10µH	0.030	22	4.20	4.00	5.30
RFB0810-120L	12µH	0.035	20	3.90	3.75	5.10
RFB0810-150L	15µH	0.040	17	3.60	3.52	4.80
RFB0810-180L	18µH	0.040	15	3.30	3.30	4.50
RFB0810-220L	22µH	0.050	12	2.90	3.20	4.20
RFB0810-270L	27µH	0.055	12	2.60	2.87	3.90



Dimensions (inches mm)

Series	A max	B max	C	D	E
RFB0807	0.35 8.80	0.30 7.50	0.024 0.60	0.157 4.0	0.197 5.0
RFB0810	0.37 9.50	0.45 11.5	0.024 0.60	0.157 4.0	0.197 5.0
RFB1010	0.43 11.0	0.45 11.5	0.031 0.80	0.157 4.0	0.236 6.0



# Dual Inductors for Class-D


Coilcraft offers a unique selection of dual inductors that significantly improve performance and reduce board area with a compact, single shielded package. Good linearity and ultra low total losses minimize total harmonic distortion plus noise (THD+N). With no crosstalk between windings, their high efficiency makes them ideal for use in handheld audio devices, portable docking stations, high-end TV soundbars, active speakers and subwoofers and automotive stereo audio systems.



Q200  
125°

## UA801x

Part number	Output (W)	Inductance ±10% (µH)	DCR max (mOhms)	SRF typ (MHz)	Isat (A)			Irms (A)	
					10% drop	20% drop	30% drop	20°C rise	40°C rise
UA8013-ALD	100	7.0	6.6	40	12.0	12.5	13.2	6.5	9.0
UA8014-ALD	100	10.0	6.6	28	8.7	9.1	9.4	6.5	9.0



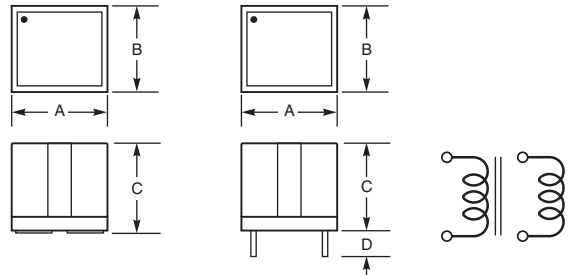
Q200  
125°

## RA7231

Part number	Output (W)	Inductance ±10% (µH)	DCR max (mOhms)	SRF typ (MHz)	Isat (A)			Irms (A)	
					10% drop	20% drop	30% drop	20°C rise	40°C rise
RA7231-ALD	40	5.0	6.0	34	15.5	16.6	17.6	7.6	10.6

UA801x, HA4158, GA3416, RA7231

JA4575



Dimensions (inches mm)

Series	A max	B max	C	D
GA3416	0.610 15.50	0.535 13.59	0.520 13.21	
HA4158	0.466 11.84	0.423 10.75	0.419 10.65	
JA4575	0.466 11.84	0.423 10.75	0.390 9.91	0.110 2.80
RA7231	0.610 15.50	0.551 14.00	0.630 16.00	
UA8013	0.610 15.50	0.551 14.00	0.630 16.00	
UA8014	0.610 15.50	0.551 14.00	0.630 16.00	

Q200  
125°

## HA4158, JA4575, GA3416

Part number	Output (W)	Inductance ±10% (µH)	DCR max (mOhms)	SRF typ (MHz)	Isat (A)			Irms (A)	
					10% drop	20% drop	30% drop	20°C rise	40°C rise
HA4158-ELD	68	10.0	13.0	21.5	6.0	6.7	7.1	4.0	6.0
JA4575-BLD	68	10.0	13.0	21.5	6.0	6.7	7.1	4.0	6.0
GA3416-CLD	60	10.0	21.0	23.6	8.6	8.7	8.8	3.0	4.3







# SM Coupled Inductors

## PFD2015 Coupled

Part number	Inductance ±20% (µH)	DCR max (Ohms)	SRF typ (MHz)	Isat (A)			Irms (A)	
				10% drop	20% drop	30% drop	both windings	one winding
PFD2015-102MEC	1.0	0.165	380	0.85	1.10	1.30	0.800	1.13
PFD2015-122MEC	1.2	0.175	310	0.80	1.05	1.20	0.750	1.06
PFD2015-182MEC	1.8	0.294	265	0.70	0.85	1.00	0.490	0.690
PFD2015-272MEC	2.7	0.477	220	0.65	0.82	0.88	0.410	0.580
PFD2015-332MEC	3.3	0.670	180	0.57	0.71	0.77	0.370	0.525
PFD2015-472MEC	4.7	1.00	160	0.44	0.55	0.60	0.260	0.370
PFD2015-682MEC	6.8	1.75	130	0.37	0.42	0.47	0.187	0.265
PFD2015-822MEC	8.2	2.50	125	0.35	0.38	0.42	0.150	0.210
PFD2015-103MEC	10	3.40	110	0.30	0.34	0.37	0.130	0.185

## PFD3215 Coupled

Part number	Inductance ±20% (µH)	DCR max (Ohms)	SRF typ (MHz)	Isat (A)			Irms (A)	
				10% drop	20% drop	30% drop	both windings	one winding
PFD3215-391MEC	0.39	0.070	600	2.10	2.30	2.40	0.98	1.39
PFD3215-102MEC	1.0	0.123	400	1.35	1.55	1.65	0.85	1.20
PFD3215-182MEC	1.8	0.250	230	1.00	1.20	1.30	0.60	0.85
PFD3215-222MEC	2.2	0.265	270	0.95	1.05	1.15	0.57	0.81
PFD3215-332MEC	3.3	0.360	190	0.75	0.83	0.90	0.55	0.78
PFD3215-472MEC	4.7	0.450	175	0.65	0.75	0.80	0.51	0.72
PFD3215-682MEC	6.8	0.630	155	0.55	0.65	0.70	0.40	0.57
PFD3215-103MEC	10	1.25	110	0.45	0.50	0.55	0.27	0.38

## LPD3015 Coupled

Part number	Inductance ±20% (µH)	DCR max (Ohms)	SRF typ (MHz)	Isat (A)			Irms (A)	
				10% drop	20% drop	30% drop	both windings	one winding
LPD3015-391MRC	0.39	0.036	289	3.2	3.3	3.4	1.45	2.05
LPD3015-561MRC	0.56	0.040	235	2.7	2.8	2.8	1.37	1.94
LPD3015-102MRC	1.0	0.065	160	2.0	2.1	2.2	1.08	1.52
LPD3015-152MRC	1.5	0.102	140	1.6	1.7	1.8	0.86	1.20
LPD3015-182MRC	1.8	0.137	135	1.5	1.6	1.6	0.78	1.10
LPD3015-222MRC	2.2	0.150	110	1.5	1.6	1.6	0.75	1.05
LPD3015-332MRC	3.3	0.168	90	1.0	1.1	1.2	0.67	0.94
LPD3015-472MRC	4.7	0.252	79	0.86	0.87	0.88	0.54	0.76
LPD3015-682MRC	6.8	0.311	58	0.77	0.78	0.79	0.49	0.69
LPD3015-103MRC	10	0.520	48	0.58	0.59	0.60	0.38	0.53
LPD3015-153MRC	15	0.710	35	0.49	0.50	0.51	0.32	0.46
LPD3015-183MRC	18	0.775	33	0.46	0.47	0.48	0.31	0.44
LPD3015-223MRC	22	0.945	30	0.42	0.43	0.44	0.28	0.40
LPD3015-333MRC	33	1.42	23	0.34	0.35	0.36	0.23	0.32
LPD3015-473MRC	47	2.02	17	0.28	0.29	0.30	0.19	0.27
LPD3015-683MRC	68	3.06	14	0.24	0.25	0.26	0.16	0.22
LPD3015-104MRC	100	4.27	11	0.20	0.21	0.22	0.13	0.19
LPD3015-124MRC	120	4.64	9.0	0.19	0.20	0.20	0.13	0.18
LPD3015-154MRC	150	6.20	8.0	0.16	0.17	0.18	0.11	0.16
LPD3015-184MRC	180	8.66	7.5	0.15	0.16	0.17	0.10	0.14
LPD3015-224MRC	220	9.28	6.0	0.13	0.14	0.15	0.09	0.13
LPD3015-334MRC	330	13.85	5.0	0.11	0.12	0.12	0.07	0.10

## LPD4012 Coupled

Part number	Inductance ±20% (µH)	DCR max (Ohms)	SRF typ (MHz)	Isat (A)			Irms (A)	
				10% drop	20% drop	30% drop	both windings	one winding
LPD4012-331NRC	0.33±30%	0.021	255	5.2	5.4	5.6	1.87	2.65
LPD4012-561NRC	0.56±30%	0.042	185	3.7	3.8	3.9	1.30	1.84
LPD4012-821NRC	0.82±30%	0.050	130	3.2	3.3	3.4	1.21	1.72
LPD4012-152NRC	1.5±30%	0.093	86	2.50	2.81	2.91	1.15	1.62
LPD4012-222NRC	2.2±30%	0.118	70	2.30	2.40	2.50	0.95	1.35
LPD4012-332NRC	3.3±30%	0.160	48	1.80	1.90	2.00	0.75	1.06
LPD4012-472MRC	4.7±20%	0.250	39	1.70	1.80	1.90	0.65	0.92
LPD4012-562MRC	5.6±20%	0.560	32	1.60	1.70	1.80	0.55	0.78
LPD4012-682MRC	6.8±20%	0.265	31	1.20	1.52	1.63	0.60	0.86
LPD4012-822MRC	8.2±20%	0.300	29	1.10	1.20	1.30	0.55	0.78
LPD4012-103MRC	10±20%	0.375	25	0.98	1.00	1.10	0.50	0.71
LPD4012-153MRC	15±20%	0.570	21	0.90	0.92	0.93	0.43	0.60
LPD4012-223MRC	22±20%	0.815	15	0.70	0.82	0.84	0.34	0.48
LPD4012-333MRC	33±20%	0.915	12	0.37	0.57	0.58	0.31	0.44
LPD4012-473MRC	47±20%	1.26	8.8	0.33	0.39	0.40	0.28	0.39
LPD4012-683MRC	68±20%	1.62	7.8	0.27	0.36	0.37	0.25	0.36
LPD4012-823MRC	82±20%	1.83	7.3	0.27	0.27	0.29	0.23	0.31
LPD4012-104MRC	100±20%	2.38	6.1	0.22	0.28	0.29	0.20	0.27
LPD4012-124MRC	120±20%	2.77	5.3	0.21	0.26	0.27	0.19	0.27
LPD4012-154MRC	150±20%	3.45	4.6	0.18	0.26	0.27	0.17	0.23
LPD4012-184MRC	180±20%	4.38	4.1	0.16	0.21	0.23	0.14	0.18
LPD4012-224MRC	220±20%	5.62	3.3	0.15	0.16	0.17	0.12	0.17
LPD4012-334MRC	330±20%	8.50	2.8	0.13	0.16	0.16	0.10	0.14

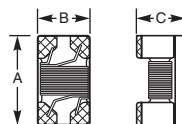
## LPD5010 Coupled

Part number	Inductance ±20% (µH)	DCR max (Ohms)	SRF typ (MHz)	Isat (A)			Irms (A)	
				10% drop	20% drop	30% drop	both windings	one winding
LPD5010-681MRC	0.68	0.035	191	2.6	2.7	2.8	1.95	2.76
LPD5010-102MRC	1.0	0.050	150	2.1	2.1	2.2	1.50	2.12
LPD5010-152MRC	1.5	0.075	134	1.7	1.8	1.8	1.20	1.70
LPD5010-222MRC	2.2	0.100	108	1.5	1.6	1.6	1.10	1.56
LPD5010-332MRC	3.2	0.135	83	1.2	1.3	1.3	0.95	1.34
LPD5010-472MRC	4.7	0.200	68	0.98	1.0	1.1	0.75	1.06
LPD5010-562MRC	5.6	0.225	60	0.90	0.93	0.94	0.70	0.99
LPD5010-682MRC	6.8	0.265	55	0.83	0.86	0.87	0.60	0.85
LPD5010-822MRC	8.2	0.350	50	0.74	0.77	0.78	0.50	0.71
LPD5010-103MRC	10	0.390	46	0.67	0.69	0.70	0.50	0.71
LPD5010-153MRC	15	0.595	33	0.53	0.55	0.56	0.42	0.59
LPD5010-223MRC	22	0.790	26	0.45	0.47	0.48	0.35	0.49
LPD5010-333MRC	33	1.250	23	0.37	0.38	0.39	0.30	0.42
LPD5010-473MRC	47	1.740	17.0	0.31	0.32	0.33	0.25	0.35
LPD5010-683MRC	68	2.550	14.9	0.25	0.26	0.27	0.19	0.26
LPD5010-104MRC	100	4.000	11.2	0.21	0.22	0.22	0.15	0.21
LPD5010-154MRC	150	5.850	9.9	0.17	0.17	0.18	0.12	0.16
LPD5010-224MRC	220	7.600	8.05	0.14	0.15	0.15	0.11	0.15

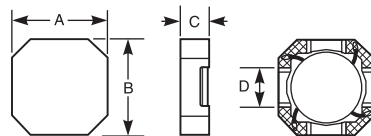
## LPD5030 Coupled

Part number	Inductance (µH)	DCR max (Ohms)	SRF typ (MHz)	Isat (A)			Irms (A)	
				10% drop	20% drop	30% drop	both windings	one winding
LPD5030-102MRC	1.0±30%	0.021	153	4.30	4.49	4.67	2.20	3.11
LPD5030-152MRC	1.5±20%	0.024	118	3.90	4.20	4.30	2.05	2.90
LPD5030-222MRC	2.2±20%	0.034	87.0	2.80	2.98	3.07	1.95	2.76
LPD5030-332MRC	3.2±20%	0.039	61.0	2.50	2.70	2.80	1.70	2.40
LPD5030-472MRC	4.7±20%	0.066	49.0	2.10	2.20	2.20	1.40	1.98
LPD5030-562MRC	5.6±20%	0.063	44.0	1.80	1.80	1.89	1.35	1.91
LPD5030-682MRC	6.8±20%	0.080	40.0	1.40	1.48	1.48	1.20	1.70
LPD5030-103MRC	10±20%	0.105	28.0	1.20	1.20	1.20	1.05	1.48
LPD5030-153MRC	15±20%	0.149	23.0	1.00	1.17	1.17	0.85	1.20
LPD5030-223MRC	22±20%	0.226	17.0	0.89	0.98	0.98	0.70	0.99
LPD5030-333MRC	33±20%	0.283	16.0	0.63	0.77	0.78	0.60	0.85
LPD5030-473MRC	47±20%	0.403	12.0	0.59	0.63	0.65	0.50	0.71
LPD5030-683MRC	68±20%	0.565	9.00	0.50	0.54	0.55	0.43	0.61
LPD5030-104MRC	100±20%	0.895	8.44	0.47	0.54	0.56	0.33	0.47
LPD5030-154MRC	150±20%	1.215	6.72	0.38	0.43	0.45	0.28	0.40
LPD5030-224MRC	220±20%	1.650	5.53	0.31	0.35	0.36	0.24	0.34
LPD5030-334MRC	330±20%	2.680	4.17	0.25	0.25	0.32	0.18	0.25
LPD5030-474MRC	470±20%	3.755	3.52	0.21	0.24	0.26	0.15	0.21
LPD5030-684MRC	680±20%	5.400	2.93	0.17	0.2	0.21	0.13	0.18
LPD5030-105MRC	1000±20%	8.250	2.33	0.15	0.17	0.17	0.10	0.14

### PFD2015, PFD3215



### LPD3015, LPD4012, LPD50xx



### Dimensions (inches/mm)

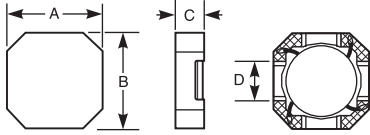
Series	A max	B max	C	D
LPD3015	0.121 3.07	0.121 3.07	0.059 1.5	0.039 0.99
LPD4012	0.158 4.02	0.158 4.02	0.0473 1.2	0.060 1.52
LPD5010	0.189 4.80	0.189 4.80	0.039 1.0	0.060 1.52
LPD5030	0.189 4.80	0.189 4.80	0.118 3.0	0.060 1.52
PFD2015	0.090 2.29	0.060 1.52	0.059 1.5	
PFD3215	0.131 3.32	0.092 2.33	0.059 1.5	

## LPD6235 Coupled



Part number	Inductance ±20% (µH)	DCR max (Ohms)	SRF typ (MHz)	Isat (A)			Irms (A)	
				10% drop	20% drop	30% drop	both windings	one winding
LPD6235-682MRC	6.8	0.060	31	2.80	3.00	3.12	1.40	1.98
LPD6235-103MRC	10	0.079	27	2.50	2.70	2.80	1.30	1.83
LPD6235-223MRC	22	0.150	15	1.50	1.67	1.73	0.85	1.20
LPD6235-473MRC	47	0.315	9.7	0.90	0.98	0.99	0.60	0.85
LPD6235-104MRC	100	0.60	7.0	0.62	0.72	0.74	0.40	0.56
LPD6235-474MRC	470	1.75	3.0	0.18	0.22	0.23	0.25	0.35
LPD6235-105MRC	1000	3.50	1.9	0.12	0.14	0.15	0.15	0.21
LPD6235-155MRC	1500	5.40	1.5	0.12	0.12	0.13	0.14	0.20
LPD6235-205MRC	2000	8.00	1.3	0.08	0.11	0.12	0.11	0.16

### LPD6235



### Dimensions (inches mm)

Series	A max	B max	C	D
LPD6235	0.239 6,08	0.239 6,08	0.138 3,5	0.079 2,00



## MSD1260 Coupled\*



Part number	Inductance ±20% (µH)	DCR max (Ohms)	SRF typ (MHz)	K typ	Leak L typ (µH)	Irms (A)		
						Isat (A) 30% drop	both windings	one winding
MSD1260-472MLD	4.7 ±20%	0.018	32	0.98	0.20	10.30	3.16	4.47
MSD1260-562MLD	5.6 ±20%	0.020	31	0.98	0.20	9.66	3.00	4.24
MSD1260-682MLD	6.8 ±20%	0.024	28	0.98	0.24	9.21	2.75	3.88
MSD1260-822MLD	8.2 ±20%	0.026	25	0.98	0.25	8.55	2.63	3.72
MSD1260-103MLD	10 ±20%	0.030	22	0.99	0.26	7.40	2.45	3.46
MSD1260-123MLD	12 ±20%	0.037	21	0.99	0.28	6.86	2.21	3.12
MSD1260-153MLD	15 ±20%	0.042	17.6	0.99	0.32	6.09	2.06	2.92
MSD1260-183MLD	18 ±20%	0.048	17.0	0.99	0.40	5.30	1.93	2.73
MSD1260-223MLD	22 ±20%	0.058	15.0	0.98	0.68	5.01	1.76	2.49
MSD1260-273MLD	27 ±20%	0.062	13.6	0.99	0.50	4.66	1.70	2.41
MSD1260-333MLD	33 ±20%	0.067	12.7	0.99	0.65	4.22	1.64	2.32
MSD1260-393MLD	39 ±20%	0.071	11.7	0.99	1.09	3.80	1.59	2.25
MSD1260-473MLD	47 ±20%	0.087	8.7	0.99	0.80	3.25	1.44	2.03
MSD1260-563MLD	56 ±20%	0.099	7.6	0.99	0.75	3.07	1.35	1.91
MSD1260-683MLD	68 ±20%	0.108	6.1	>0.99	0.57	2.83	1.29	1.83
MSD1260-823MLD	82 ±20%	0.137	5.3	0.99	1.52	2.55	1.15	1.62
MSD1260-104MLD	100 ±20%	0.161	5.0	0.99	1.41	2.20	1.06	1.50
MSD1260-124KLD	120 ±10%	0.209	4.4	0.99	1.34	2.05	0.93	1.31
MSD1260-154KLD	150 ±10%	0.238	4.0	0.99	1.52	1.82	0.87	1.23
MSD1260-184KLD	180 ±10%	0.268	3.6	0.99	1.80	1.60	0.82	1.16
MSD1260-224KLD	220 ±10%	0.346	3.2	>0.99	1.60	1.51	0.72	1.02
MSD1260-274KLD	270 ±10%	0.403	2.8	>0.99	2.23	1.41	0.67	0.95
MSD1260-334KLD	330 ±10%	0.545	2.5	>0.99	2.39	1.28	0.57	0.81
MSD1260-394KLD	390 ±10%	0.600	2.3	>0.99	3.72	1.16	0.55	0.77
MSD1260-474KLD	470 ±10%	0.795	2.1	>0.99	2.89	1.00	0.48	0.67
MSD1260-564KLD	560 ±10%	0.905	2.0	>0.99	2.55	0.95	0.45	0.63
MSD1260-684KLD	680 ±10%	1.030	1.8	>0.99	5.76	0.88	0.42	0.59
MSD1260-824KLD	820 ±10%	1.325	1.5	>0.99	2.86	0.79	0.37	0.52
MSD1260-105KLD	1000 ±10%	1.530	1.2	>0.99	4.32	0.69	0.34	0.49



## MSD7342 Coupled



Part number	Inductance ±20% (µH)	DCR max (Ohms)	SRF typ (MHz)	K typ	Leak L typ (µH)	Isat (A)		Irms (A)	
						30% drop	30% drop	both windings	one winding
MSD7342-252MLC	2.5	0.033	55	0.97	0.14	6.3	2.17	3.06	
MSD7342-332MLC	3.3	0.037	43	0.99	0.09	5.4	2.05	2.89	
MSD7342-472MLC	4.7	0.051	35	0.99	0.11	4.6	1.74	2.46	
MSD7342-562MLC	5.6	0.063	32	0.99	0.09	4.2	1.57	2.22	
MSD7342-682MLC	6.8	0.070	30	0.99	0.14	3.9	1.49	2.10	
MSD7342-822MLC	8.2	0.075	27	0.98	0.25	3.5	1.44	2.03	
MSD7342-103MLC	10	0.100	22	0.98	0.30	3.0	1.24	1.76	
MSD7342-123MLC	12	0.120	20	0.98	0.36	2.7	1.14	1.61	
MSD7342-153MLC	15	0.130	18	0.98	0.49	2.4	1.09	1.54	
MSD7342-183MLC	18	0.170	15	>0.99	0.16	2.3	0.95	1.35	
MSD7342-223MLC	22	0.220	13.5	>0.99	0.20	2.1	0.84	1.19	
MSD7342-273MLC	27	0.250	12.0	>0.99	0.20	1.9	0.79	1.11	
MSD7342-333MLC	33	0.270	11.0	>0.99	0.15	1.7	0.76	1.07	
MSD7342-393MLC	39	0.380	10.0	0.99	0.70	1.5	0.64	0.90	
MSD7342-473MLC	47	0.420	9.5	>0.99	0.30	1.4	0.61	0.86	
MSD7342-563MLC	56	0.460	8.7	>0.99	0.51	1.3	0.58	0.82	
MSD7342-683MLC	68	0.600	7.3	>0.99	0.51	1.2	0.51	0.72	
MSD7342-823MLC	82	0.680	6.2	0.99	1.17	1.1	0.48	0.67	
MSD7342-104MLC	100	0.770	5.5	>0.99	0.96	0.98	0.45	0.63	
MSD7342-124MLC	120	1.03	4.5	>0.99	0.61	0.90	0.39	0.55	
MSD7342-154MLC	150	1.35	4.0	>0.99	0.54	0.80	0.34	0.48	
MSD7342-184MLC	180	1.52	3.8	>0.99	0.75	0.73	0.32	0.45	
MSD7342-224MLC	220	1.72	3.5	>0.99	1.43	0.66	0.30	0.42	
MSD7342-274MLC	270	2.41	3.3	>0.99	1.56	0.60	0.25	0.36	
MSD7342-334MLC	330	2.70	3.0	>0.99	1.65	0.54	0.24	0.34	
MSD7342-394MLC	390	3.05	2.8	0.99	4.73	0.50	0.23	0.32	
MSD7342-474MLC	470	4.00	2.6	0.99	5.50	0.46	0.20	0.28	
MSD7342-564MLC	560	4.43	2.5	>0.99	4.85	0.42	0.19	0.26	
MSD7342-684MLC	680	5.00	2.3	0.99	7.59	0.38	0.18	0.25	
MSD7342-824MLC	820	6.80	2.2	>0.99	8.01	0.35	0.15	0.21	
MSD7342-105MLC	1000	7.80	2.0	>0.99	8.69	0.31	0.14	0.20	

## MSD1514 Coupled



Part number	Inductance ±20% (µH)	DCR max (Ohms)	SRF typ (MHz)	K typ	Leak L typ (µH)	Irms (A)		
						Isat (A) 30% drop	both windings	one winding
MSD1514-252MED	2.5 ±20%	0.012	34.0	0.97	0.20	30.5	5.1	7.8
MSD1514-472MED	4.7 ±20%	0.014	25.0	0.98	0.20	23.7	4.5	7.6
MSD1514-103MED	10 ±20%	0.018	16.5	0.99	0.40	16.2	4.0	6.8
MSD1514-123MED	12 ±20%	0.022	14.5	0.99	0.40	14.8	3.7	6.6
MSD1514-153MED	15 ±20%	0.028	11.0	>0.99	0.42	13.3	3.4	5.8
MSD1514-223MED	22 ±20%	0.036	10.0	>0.99	0.45	11.0	3.0	5.1
MSD1514-273MED	27 ±20%	0.039	8.50	>0.99	0.45	9.90	2.95	4.7
MSD1514-333MED	33 ±20%	0.052	7.20	>0.99	0.45	9.00	2.55	3.9
MSD1514-473MED	47 ±20%	0.075	5.60	>0.99	0.55	7.50	2.20	3.45
MSD1514-683MED	68 ±20%	0.090	5.20	>0.99	0.55	6.20	2.00	3.20
MSD1514-104KED	100 ±10%	0.126	3.80	>0.99	0.55	5.15	1.65	2.50
MSD1514-224KED	220 ±10%	0.287	2.30	>0.99	0.70	3.50	1.10	1.70
MSD1514-334KED	330 ±10%	0.367	2.10	>0.99	0.80	2.83	0.98	1.55
MSD1514-474KED	470 ±10%	0.550	1.65	>0.99	1.2	2.40	0.77	1.30
MSD1514-105KED	1000 ±10%	1.25	1.10	>0.99	2.0	1.63	0.55	0.77

\* High-temperature, AEC grade 1 version available.

Visit <https://www.coilcraft.com/en-us/quality/aec-q200-components/>.

Q200  
85°

## MSD1278 Coupled \*



Part number	Inductance (µH)	DCR max (Ohms)	SRF typ (MHz)	K typ	Leak L typ (µH)	Isat (A)		Irms (A)	
						30% drop	30% drop	both windings	one winding
MSD1278-472MLD	4.7 ±20%	0.019	32.0	0.98	0.22	14.90	3.16	4.47	
MSD1278-562MLD	5.6 ±20%	0.023	25.0	0.98	0.23	13.40	2.87	4.06	
MSD1278-682MLD	6.8 ±20%	0.024	24.0	0.98	0.22	13.10	2.81	3.98	
MSD1278-822MLD	8.2 ±20%	0.025	18.0	0.98	0.34	10.80	2.76	3.90	
MSD1278-103MLD	10 ±20%	0.029	16.5	0.98	0.34	10.50	2.56	3.62	
MSD1278-123MLD	12 ±20%	0.031	14.5	0.98	0.36	9.60	2.48	3.50	
MSD1278-153MLD	15 ±20%	0.036	11.8	0.99	0.41	9.10	2.30	3.25	
MSD1278-183MLD	18 ±20%	0.040	10.5	0.99	0.37	8.00	2.18	3.08	
MSD1278-223MLD	22 ±20%	0.048	9.0	0.99	0.41	6.80	1.99	2.81	
MSD1278-273MLD	27 ±20%	0.060	8.4	0.99	0.43	6.50	1.78	2.52	
MSD1278-333MLD	33 ±20%	0.075	7.6	0.99	0.56	5.60	1.59	2.25	
MSD1278-393MLD	39 ±20%	0.080	6.5	0.99	0.64	5.50	1.54	2.18	
MSD1278-473MLD	47 ±20%	0.090	6.0	0.99	0.70	5.20	1.45	2.05	
MSD1278-563MLD	56 ±20%	0.095	5.6	0.99	0.76	4.50	1.41	2.00	
MSD1278-683MLD	68 ±20%	0.105	5.0	0.99	0.88	4.10	1.35	1.90	
MSD1278-823MLD	82 ±20%	0.140	4.1	0.99	0.85	3.80	1.16	1.65	
MSD1278-104MLD	100 ±20%	0.150	3.6	>0.99	0.90	3.40	1.13	1.59	
MSD1278-124KLD	120 ±10%	0.205	3.2	0.99	1.31	3.20	0.96	1.36	
MSD1278-154KLD	150 ±10%	0.230	3.0	>0.99	1.46	2.80	0.91	1.29	
MSD1278-184KLD	180 ±10%	0.255	2.7	>0.99	0.93	2.50	0.86	1.22	
MSD1278-224KLD	220 ±10%	0.345	2.5	>0.99	1.54	2.30	0.74	1.05	
MSD1278-274KLD	270 ±10%	0.450	2.1	>0.99	1.17	2.10	0.65	0.92	
MSD1278-334KLD	330 ±10%	0.510	2.0	0.99	4.14	1.90	0.61	0.86	
MSD1278-394KLD	390 ±10%	0.560	1.8	>0.99	1.64	1.70	0.58	0.82	
MSD1278-474KLD	470 ±10%	0.715	1.6	>0.99	0.25	1.60	0.50	0.70	
MSD1278-564KLD	560 ±10%	0.845	1.5	>0.99	2.68	1.50	0.47	0.67	
MSD1278-684KLD	680 ±10%	1.145	1.4	>0.99	2.11	1.30	0.41	0.58	
MSD1278-824KLD	820 ±10%	1.275	1.3	>0.99	2.39	1.20	0.39	0.55	
MSD1278-105KLD	1000 ±10%	1.415	1.1	>0.99	4.28	1.10	0.37	0.52	

## MSC1278 Coupled



Part number	Inductance (µH)	DCR max (Ohms)	SRF typ (MHz)	K typ	Leak L typ (µH)	Isat (A)			Irms (A)	
						10% drop	20% drop	30% drop	both windings	one winding
MSC1278-103KLD	10 ±20%	0.058	20	0.80	2.75	8.80	10.0	10.66	2.56	3.62
MSC1278-223KLD	22 ±10%	0.096	12	0.82	5.85	6.00	6.80	7.26	1.99	2.81
MSC1278-333KLD	33 ±10%	0.15	9.5	0.85	10.1	5.50	6.10	6.52	1.59	2.25
MSC1278-473KLD	47 ±10%	0.18	7.8	0.83	14.5	3.70	4.34	4.60	1.45	2.05

## MSD1583 Coupled



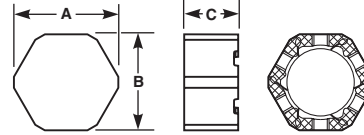
Part number	Inductance (µH)	DCR max (Ohms)	SRF typ (MHz)	K typ	Leak L typ (µH)	Isat (A)		Irms (A)	
						30% drop	30% drop	both windings	one winding
MSD1583-103MED	10 ±20%	0.016	16.0	0.98	0.33	14.5	3.68	5.20	
MSD1583-123MED	12 ±20%	0.019	14.5	0.98	0.36	13.2	3.54	5.00	
MSD1583-153MED	15 ±20%	0.023	12.0	0.99	0.38	11.8	3.18	4.50	
MSD1583-183MED	18 ±20%	0.024	11.5	0.99	0.40	10.8	3.04	4.30	
MSD1583-223MED	22 ±20%	0.033	10.5	0.99	0.40	9.80	2.44	3.45	
MSD1583-333MED	33 ±20%	0.048	8.0	0.99	0.54	8.00	2.16	3.05	
MSD1583-473MED	47 ±20%	0.058	7.1	0.99	0.46	6.70	1.98	2.80	
MSD1583-683MED	68 ±20%	0.083	5.7	0.99	0.79	5.50	1.56	2.20	
MSD1583-104KED	100 ±10%	0.130	5.1	>0.99	0.59	4.60	1.24	1.75	
MSD1583-154KED	150 ±10%	0.190	3.7	>0.99	0.70	3.75	1.06	1.50	
MSD1583-224KED	220 ±10%	0.230	3.2	>0.99	0.89	3.10	0.92	1.30	
MSD1583-474KED	470 ±10%	0.520	2.2	>0.99	1.16	2.12	0.65	0.92	
MSD1583-105KED	1000 ±10%	1.200	1.6	>0.99	2.02	1.45	0.42	0.60	

## LPH8045 Shielded



Part number	Inductance ±20% (µH)	DCR (Ohms)		SRF typ (MHz)	Isat (A)			Irms (A)	
		nom	max		10% drop	20% drop	30% drop	20°C rise	40°C rise
LPH8045-682MRC	6.8	0.208	0.223	31.0	3.30	3.72	3.90	0.95	1.30
LPH8045-822MRC	8.2	0.228	0.250	27.4	3.00	3.40	3.65	0.92	1.26
LPH8045-103MRC	10	0.241	0.261	25.0	2.65	3.10	3.35	0.90	1.21
LPH8045-153MRC	15	0.306	0.331	18.9	2.30	2.65	2.90	0.80	1.09
LPH8045-223MRC	22	0.390	0.395	15.0	1.70	1.90	2.10	0.65	0.89

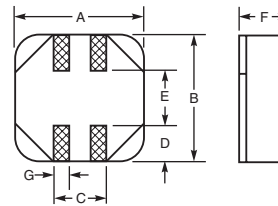
### LPH8045



### Dimensions (inches mm)

Series	A max	B max	C
LPH8045	0.350 8,90	0.318 8,05	0.185 4,70

### MSC1278, MSD12xx, MSD15xx, MSD7342



### Dimensions (inches mm)

Series	A max	B max	C	D	E	F	G
MSC1278	0.484 12,3	0.484 12,3	0.197 5,0	0.138 3,5	0.197 5,0	0.317 8,05	0.059 1,5
MSD1260	0.484 12,3	0.484 12,3	0.244 6,2	0.138 3,5	0.197 5,0	0.197 5,0	0.059 1,5
MSD1278	0.484 12,3	0.484 12,3	0.197 5,0	0.138 3,5	0.197 5,0	0.317 8,05	0.059 1,5
MSD1514	0.787 15,5	0.787 15,5	0.220 5,6	0.130 3,3	0.331 8,2	0.559 14,2	0.074 1,9
MSD1583	0.610 15,5	0.610 15,5	0.220 5,6	0.126 3,2	0.331 8,4	0.339 8,6	0.075 1,9
MSD7342	0.295 7,5	0.295 7,5	0.091 2,3	0.063 1,6	0.150 3,8	0.181 4,6	0.028 0,7



# Common Mode EMI/RFI Filters

Coilcraft offers EMI/RFI common mode chokes for the suppression of radiated and/or conducted EMI. Data/signal line filters such as our **USB** Family dramatically suppress common mode noise with minimal impact on high-speed differential signals. The **PFD**, **LPD** and **MSD** parts can be used to attenuate common-mode or differential-mode noise in both data and power line applications. Power line chokes like the **CMT** and **BU** Series reduce common mode noise from AC power.

## Data Line Common Mode EMI Chokes

The **CJ5100**, **CQ7584**, and **CR7856** surface mount data line common mode chokes are designed to attenuate up to 100 MHz common mode noise. The **PDLF** Series can reduce noise by a factor of 32 from 15 MHz to 300 MHz and are available in 2, 3 and 4 line versions. The **PTRF** Series is optimized for FCC and ITU-T (formerly CCITT) requirements. These parts provide 15 to 25 dB attenuation, greater than 1000 Ohms impedance and 1500 V isolation between windings. **M2022** can suppress common mode noise up to 500 MHz in a compact 1812 package.

### CJ5100, CQ7584, CR7856



Part number	Common mode peak impedance max (kOhms)	Cutoff frequency (MHz)	Inductance (mH)		DCR max (Ohms)	Isolation (Vrms)	Irms (mA)
			nom	min			
CJ5100-AL	4.49 @ 9.9 MHz	920	0.47	0.329	0.24	500	850
CQ7584-AL	6.81 @ 4.1 MHz	760	2.20	1.54	0.40	500	650
CR7856-AL	11.11 @ 1.9 MHz	460	4.70	3.29	1.3	500	470

### DFT4532



Part number	Common mode impedance max (kOhms)	Cutoff frequency (MHz)	Inductance (mH)		DCR max (Ohms)	Isolation (Vrms)	Irms (mA)
			nom	min			
DFT4532-513BLC	2.01 @ 61 MHz	670	0.051	0.0357	0.320	250	370
DFT4532-513SLC	1.92 @ 99 MHz	28	0.051	0.0357	0.320	250	370
DFT4532-104BLC	0.64 @ 9.7 MHz	900	0.100	0.070	0.200	250	500
DFT4532-224BLC	1.46 @ 4.3 MHz	650	0.320	0.254	0.320	250	490
DFT4532-474BLC	3.04 @ 9.6 MHz	490	0.470	0.329	0.380	250	350

### DFT7160



Part number	Common mode impedance max (kOhms)	Cutoff frequency (MHz)	Inductance min (mH)	DCR max (Ohms)	Isolation (Vrms)	Irms (mA)
DFT7160-513BLC	4.00 @ 55 MHz	570	0.0357	0.300	250	700
DFT7160-474BLC	2.42 @ 7.5 MHz	410	0.329	0.210	250	1000
DFT7160-105BLC	3.12 @ 6.0 MHz	420	0.700	0.210	250	900
DFT7160-225BLC	6.66 @ 4.7 MHz	670	1.54	0.500	250	600
DFT7160-475BLC	13.47 @ 3.0 MHz	440	3.29	0.600	250	500

### PDLF



Part number	Lines	Common mode peak impedance (kOhms)	Cutoff frequency (GHz)	Inductance min (µH)	DCR max (mOhms)	Isolation (Vrms)	Current (mA)
PDLF4000LC	4	0.949 @ 210 MHz	1.1	5.0	250	300	100
PDLF4500LC	4	0.848 @ 200 MHz	0.88	5.0	200	300	500
PDLF3000LC	3	0.901 @ 280 MHz	1.4	5.0	250	300	100
PDLF3500LC	3	0.910 @ 210 MHz	1.1	5.0	200	300	500
PDLF2000LC	2	0.958 @ 280 MHz	1.3	5.0	250	300	100
PDLF2500LC	2	0.929 @ 250 MHz	1.2	5.0	200	300	500

### PTRF



Part number	Lines	Common mode peak impedance (kOhms)	Cutoff frequency (MHz)	Inductance min (µH)	DCR max (mOhms)	Isolation (Vrms)	Current (mA)
PTRF2000LC	1	0.814 @ 11 MHz	38	35	75	1500	500
PTRF4000LC	2	0.851 @ 12 MHz	41	35	135	1500	500

### M2022



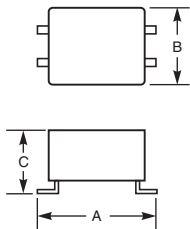
Part number	Common mode impedance max (kOhms)	Cutoff frequency (MHz)	Inductance min (µH)	DCR max (mOhms)	Isolation (Vrms)	Current (mA)
M2022-ALC	38.3 @ 120 MHz	170	4.2 ±10%	800	50	500
M2022-ALPLC	40.0 @ 160 MHz	120	4.0 ±10%	990	50	500
M2022-ASLC	32.0 @ 66 MHz	140	11.5	850	50	500

### 1812CAN

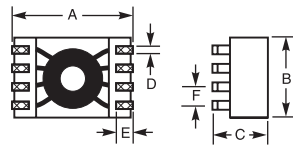


Part number	Inductance ±30% (µH)	DCR max (Ohms)	Isolation (Vrms)	Irms (mA)
1812CAN-113NRC	11	0.27	250	460
1812CAN-223NRC	22	0.40	250	400
1812CAN-513NRC	51	0.59	250	300
1812CAN-104NRC	100	0.80	250	260

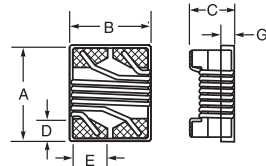
CJ5100, CQ7584, CR7856, DFT7160



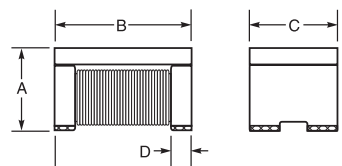
PDLF / PTRF Series



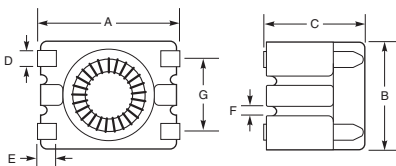
M2022 Series



1812CAN



DFT4532

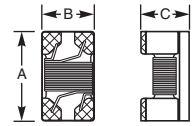


### Dimensions (inches mm)

Series	A max	B max	C max	D ref	E typ	F	G
1812CAN	0.195 4,95	0.125 3,18	0.118 3,0	0.028 0,71			
CJ5100-AL	0.370 9,4	0.236 6,0	0.189 4,8				
CQ7584-AL	0.370 9,4	0.220 5,6	0.189 4,8				
CR7856-AL	0.370 9,4	0.217 5,5	0.193 4,9				
DFT4532	0.123 3,095	0.134 3,4	0.126 3,4	0.016 0,40	0.020 0,50	0.012 0,30	0.087 2,20
DFT7160	0.370 9,4	0.220 5,6	0.193 4,9				
M2022-ALC	0.195 4,95	0.150 3,81	0.135 3,43	0.030 0,76	0.040 1,02		0.070 1,78
M2022-ALPLC	0.195 4,95	0.150 3,81	0.079 2,01	0.030 0,76	0.040 1,02		0.070 1,78
M2022-ASLC	0.231 5,87	0.196 4,98	0.150 3,81	0.030 0,76	0.040 1,02		0.107 2,72
PDLF	0.329 8,35	0.223 5,65	0.146 3,70	0.020 0,50	0.0395 1,00	0.050 1,27	
PTRF	0.329 8,35	0.223 5,65	0.146 3,70	0.020 0,50	0.0395 1,00	0.050 1,27	

# High-Speed Data Line EMI Chokes

Coilcraft's RA6870, CM1394 and USB Families of high-speed data line common mode chokes effectively reduce common mode noise in high-speed interfaces like USB 2.0, USB 3.1 Gen 1, HDBaseT™, MOST® bus, etc. They maintain excellent signal integrity for high-speed communications with the -3dB differential mode cutoff frequency up to 6.5 GHz. Most provide greater than 30 dB common mode attenuation at 500 MHz and 25 dB in the GHz band.



## 0603USB

Part number	Common mode impedance (kOhms)	Cutoff frequency (GHz)	Common mode attenuation typ (dB)			Inductance min (nH)	DCR max (Ohms)	Isolation (Vrms)	Irms (mA)
			100 MHz	500 MHz	1 GHz				
0603USB-251MLC	>0.10 @ >3.0 GHz	3.8	1.31	3.16	8.45	18	0.077	250	500
0603USB-601MLC	>0.18 @ >3.0 GHz	3.4	3.00	6.88	13.27	37	0.109	250	500
0603USB-951MLC	0.30 @ 2.6 GHz	2.8	4.62	9.75	16.06	63	0.142	250	500
0603USB-142MLC	0.42 @ 1.9 GHz	1.9	6.85	12.80	18.16	98	0.174	250	500
0603USB-222MLC	0.71 @ 2.9 GHz	0.96	9.14	16.53	20.29	150	0.209	250	500

### Dimensions (inches mm)

Series	A max	B max	C max
0603USB	0.063 1,60	0.033 0,84	0.046 1,17
0805USB	0.084 2,13	0.054 1,37	0.065 1,65
0805USBF	0.084 2,13	0.054 1,37	0.055 1,40
0805USBN	0.087 2,20	0.055 1,40	0.037 0,93
1206USB	0.130 3,30	0.067 1,70	0.076 1,93
CM1394	0.231 5,87	0.196 4,98	0.150 3,81
RA6870	0.084 2,13	0.054 1,37	0.065 1,65

## 0805USB

Part number	Common mode impedance (kOhms)	Cutoff frequency (GHz)	Common mode attenuation typ (dB)			Inductance min (nH)	DCR max (Ohms)	Isolation (Vrms)	Irms (mA)
			10 MHz	100 MHz	500 MHz				
0805USB-421MLC	>0.22 @ >3.0 GHz	3.5	1.1	2.3	8.4	23	0.12	250	500
0805USB-901MLC	>0.29 @ >3.0 GHz	2.5	1.4	4.2	16.9	47	0.17	250	500
0805USB-172MLC	0.64 @ 1.8 GHz	1.8	2.3	6.7	22.0	84	0.25	250	500
0805USB-262MLC	0.82 @ 1.8 GHz	1.5	3.0	8.6	27.8	147	0.26	250	500
0805USB-372MLC	1.06 @ 1.4 GHz	0.82	4.5	11.9	34.3	189	0.32	250	500
0805USB-502MLC	1.42 @ 1.1 GHz	0.70	4.9	14.5	31.3	273	0.37	250	500
0805USB-672MLC	1.75 @ 0.93 GHz	0.46	8.4	16.6	30.0	322	0.45	250	500
0805USB-902MLC	2.06 @ 0.90 GHz	0.47	8.7	18.7	30.5	413	0.65	250	400



## 0805USBF

Part number	Common mode impedance (kOhms)	Cutoff frequency (GHz)	Common mode attenuation typ (dB)			Inductance min (nH)	DCR max (Ohms)	Isolation (Vrms)	Irms (mA)
			10 MHz	100 MHz	500 MHz				
0805USBF-421MRC	>0.14 @ >3.0 GHz	6.6	0.5	4.6	6.9	28	0.11	250	500
0805USBF-901MRC	>0.30 @ >3.0 GHz	5.8	2.1	9.1	11.8	60	0.14	250	500
0805USBF-172MRC	0.52 @ 2.5 GHz	3.3	4.0	12.8	15.7	101	0.22	250	500
0805USBF-262MRC	0.69 @ 2.0 GHz	2.4	5.7	15.4	18.5	165	0.235	250	500
0805USBF-372MRC	0.93 @ 1.8 GHz	1.4	5.8	18.1	22.3	241	0.27	250	500
0805USBF-502MRC	1.22 @ 1.5 GHz	0.93	11.2	21.6	25.2	315	0.32	250	500
0805USBF-672MRC	1.65 @ 1.2 GHz	0.69	11.3	23.3	27.7	434	0.37	250	450
0805USBF-902MRC	1.91 @ 1.0 GHz	0.73	12.6	25.4	30.0	560	0.63	250	350

## 0805USBN

Part number	Common mode impedance (kOhms)	Cutoff frequency (GHz)	Common mode attenuation typ (dB)			Inductance min (nH)	DCR max (Ohms)	Isolation (Vrms)	Irms (mA)
			10 MHz	100 MHz	500 MHz				
0805USBN-121MRC	0.14 @ 2.6 GHz	6.4	0.04	0.5	5.0	14	0.11	250	500
0805USBN-271MRC	0.30 @ 2.5 GHz	5.1	0.09	1.4	10.0	30	0.14	250	500
0805USBN-481MRC	0.60 @ 3.0 GHz	3.4	0.13	3.5	14.7	53	0.22	250	500
0805USBN-701MRC	0.79 @ 2.0 GHz	3.4	0.18	5.3	17.4	77	0.235	250	500
0805USBN-941MRC	1.28 @ 1.4 GHz	3.5	0.30	7.6	21.1	105	0.27	250	500
0805USBN-132MRC	1.61 @ 1.2 GHz	2.3	0.50	10.0	24.4	140	0.32	250	500
0805USBN-162MRC	2.00 @ 1.0 GHz	1.5	0.78	12.1	27.3	182	0.37	250	450
0805USBN-222MRC	2.47 @ 0.96 GHz	1.7	1.14	14.0	30.0	252	0.63	250	350

## 1206USB

Part number	Common mode impedance (kOhms)	Cutoff frequency (GHz)	Common mode attenuation typ (dB)			Inductance min (nH)	DCR max (Ohms)	Isolation (Vrms)	Irms (mA)
			10 MHz	100 MHz	500 MHz				
1206USB-371MLC	0.21 @ 3.0 GHz	2.7	1.2	4.8	8.1	31	0.10	250	1000
1206USB-102MLC	0.36 @ 1.9 GHz	2.2	3.8	9.0	13.3	66	0.14	250	850
1206USB-172MLC	0.55 @ 1.5 GHz	2.1	5.0	12.4	18.0	107	0.18	250	700
1206USB-262MLC	0.76 @ 1.1 GHz	2.0	6.1	15.3	21.0	161	0.22	250	600
1206USB-372MLC	1.11 @ 1.1 GHz	1.2	9.1	18.5	24.4	226	0.26	250	600
1206USB-532MLC	1.45 @ 0.93 GHz	0.78	10.9	21.4	26.3	319	0.30	250	600
1206USB-672MLC	1.69 @ 0.93 GHz	0.75	13.9	23.4	28.0	412	0.34	250	500
1206USB-872MLC	1.99 @ 0.72 GHz	0.53	16.3	25.3	29.4	510	0.39	250	500
1206USB-113MLC	2.24 @ 0.66 GHz	0.51	16.9	27.1	30.0	623	0.44	250	500
1206USB-223MLC	3.36 @ 0.34 GHz	0.22	22.4	33.1	32.3	1040	0.085	250	120

## CM1394

Part number	Common mode impedance (kOhms)	Cutoff frequency (GHz)	Common mode attenuation typ (dB)			Inductance min (nH)	DCR max (Ohms)	Isolation (Vrms)	Irms (A)
			100 MHz	400 MHz	500 MHz				
CM1394LC	0.813 @ 660 MHz	1.2	11.1	21.1	22.7	220	0.105	50	1.5



## RA6870

Part number	Common mode impedance (kOhms)	Cutoff frequency (GHz)	Common mode attenuation typ (dB)			Inductance min (nH)	DCR max (Ohms)	Isolation (Vrms)	Irms (mA)
			10 MHz	100 MHz	500 MHz				
RA6870-ALC	1.94 @ 700 MHz	0.59	12.7	26.2	30.8	700	0.69	250	300

# Data / Power Line Common Mode EMI Chokes

The LPD, MSD and PFD Families are low profile, miniature footprint common mode chokes that can be used to attenuate common mode noise or differential mode noise in both data and power line applications.

## PFD2015

Part number	Common mode impedance max (kOhms)	Cutoff frequency (MHz)	Inductance (µH)		DCR max (Ohms)	Isolation (Vrms)	Irms (A)
			min	nom			
PFD2015-102MEC	2.30 @ 400 MHz	550	0.80	1.0	0.165	250	0.800
PFD2015-122MEC	3.45 @ 350 MHz	560	0.96	1.2	0.175	250	0.750
PFD2015-182MEC	4.21 @ 510 MHz	350	1.44	1.8	0.294	250	0.490
PFD2015-272MEC	6.16 @ 720 MHz	380	2.16	2.7	0.477	250	0.410
PFD2015-332MEC	7.14 @ 610 MHz	330	2.64	3.3	0.670	250	0.370
PFD2015-472MEC	9.78 @ 460 MHz	230	3.76	4.7	1.00	250	0.260
PFD2015-682MEC	14.18 @ 290 MHz	260	5.44	6.8	1.75	250	0.187
PFD2015-822MEC	13.81 @ 250 MHz	170	6.56	8.2	2.50	250	0.150
PFD2015-103MEC	14.73 @ 470 MHz	220	8.00	10	3.40	250	0.130

## PFD3215

Part number	Common mode impedance max (kOhms)	Cutoff frequency (MHz)	Inductance (µH)		DCR max (Ohms)	Isolation (Vrms)	Irms (A)
			min	nom			
PFD3215-391MEC	0.94 @ 960 MHz	490	0.31	0.39	0.070	250	0.98
PFD3215-102MEC	1.10 @ 540 MHz	200	0.80	1.0	0.123	250	0.85
PFD3215-182MEC	2.60 @ 880 MHz	310	1.4	1.8	0.250	250	0.60
PFD3215-222MEC	2.20 @ 560 MHz	300	1.7	2.2	0.265	250	0.57
PFD3215-332MEC	6.51 @ 230 MHz	260	2.6	3.3	0.360	250	0.55
PFD3215-472MEC	2.82 @ 280 MHz	190	3.7	4.7	0.450	250	0.51
PFD3215-682MEC	3.26 @ 220 MHz	190	5.4	6.8	0.630	250	0.40
PFD3215-103MEC	15.41 @ 130 MHz	170	8.0	10	1.25	250	0.27

## LPD3015

Part number	Common mode impedance max (kOhms)	Cutoff frequency (MHz)	Inductance (µH)		DCR max (Ohms)	Isolation (Vrms)	Irms (A)
			min	nom			
LPD3015-391MRC	1.03 @ 330 MHz	540	0.312	0.39	0.071	100	1.45
LPD3015-561MRC	1.44 @ 240 MHz	540	0.448	0.56	0.079	100	1.37
LPD3015-102MRC	2.43 @ 160 MHz	330	0.800	1.0	0.129	100	1.08
LPD3015-152MRC	3.56 @ 130 MHz	330	1.20	1.5	0.204	100	0.86
LPD3015-182MRC	4.37 @ 110 MHz	280	1.44	1.8	0.273	100	0.78
LPD3015-222MRC	4.67 @ 100 MHz	330	1.76	2.2	0.300	100	0.75
LPD3015-332MRC	7.28 @ 81 MHz	220	2.64	3.3	0.337	100	0.67
LPD3015-472MRC	10.7 @ 66 MHz	210	3.76	4.7	0.503	100	0.54
LPD3015-682MRC	12.1 @ 54 MHz	290	5.44	6.8	0.622	100	0.49
LPD3015-103MRC	17.8 @ 47 MHz	330	8.00	10	1.040	100	0.38
LPD3015-153MRC	22.6 @ 33 MHz	140	12.0	15	1.420	100	0.32
LPD3015-183MRC	29.0 @ 31 MHz	94	14.4	18	1.550	100	0.31
LPD3015-223MRC	27.3 @ 24 MHz	88	17.6	22	1.89	100	0.28
LPD3015-333MRC	41.1 @ 21 MHz	59	26.4	33	2.84	100	0.23
LPD3015-473MRC	48.7 @ 18 MHz	50	37.6	47	4.03	100	0.19
LPD3015-683MRC	64.5 @ 14 MHz	48	54.4	68	6.11	100	0.16
LPD3015-104MRC	94.7 @ 13 MHz	47	80.0	100	8.54	100	0.13
LPD3015-124MRC	116 @ 11 MHz	37	96.0	120	9.23	100	0.116
LPD3015-154MRC	135 @ 9.3 MHz	27	120	150	12.40	100	0.11
LPD3015-184MRC	170 @ 8.0 MHz	39	144	180	15.32	100	0.10
LPD3015-224MRC	155 @ 7.1 MHz	27	176	220	18.56	100	0.09
LPD3015-334MRC	222 @ 5.9 MHz	16	264	330	27.70	100	0.07

## LPD4012

Part number	Common mode impedance max (kOhms)	Cutoff frequency (MHz)	Inductance (µH)		DCR max (Ohms)	Isolation (Vrms)	Irms (A)
			min	nom			
LPD4012-331NRC	0.75 @ 290 MHz	475	0.231	0.33	0.042	100	1.87
LPD4012-561NRC	0.94 @ 190 MHz	460	0.392	0.56	0.087	100	1.30
LPD4012-821NRC	1.78 @ 160 MHz	400	0.574	0.82	0.100	100	1.21
LPD4012-152NRC	3.27 @ 150 MHz	410	1.05	1.5	0.185	100	1.15
LPD4012-222NRC	4.19 @ 110 MHz	260	1.54	2.2	0.235	100	0.95
LPD4012-332NRC	6.24 @ 90 MHz	220	2.31	3.3	0.32	100	0.75
LPD4012-472MRC	10.19 @ 64 MHz	230	3.76	4.7	0.50	100	0.65
LPD4012-562MRC	12.05 @ 62 MHz	270	4.48	5.6	0.62	100	0.55
LPD4012-682MRC	10.18 @ 54 MHz	210	5.44	6.8	0.53	100	0.60
LPD4012-822MRC	13.16 @ 54 MHz	160	6.56	8.2	0.60	100	0.55
LPD4012-103MRC	16.26 @ 49 MHz	200	8.0	10	0.75	100	0.50
LPD4012-153MRC	21.01 @ 35 MHz	110	12.0	15	1.13	100	0.43
LPD4012-223MRC	28.19 @ 28 MHz	85	17.6	22	1.63	100	0.34
LPD4012-333MRC	30.67 @ 22 MHz	110	26.4	33	1.83	100	0.31
LPD4012-473MRC	35.31 @ 19 MHz	93	37.6	47	2.52	100	0.28
LPD4012-683MRC	47.06 @ 15 MHz	69	54.4	68	3.23	100	0.25
LPD4012-823MRC	48.72 @ 13 MHz	37	65.6	82	3.66	100	0.23
LPD4012-104MRC	58.90 @ 12 MHz	33	80.0	100	4.76	100	0.20
LPD4012-124MRC	69.63 @ 11 MHz	27	96.0	120	5.54	100	0.19
LPD4012-154MRC	94.73 @ 9.5 MHz	42	120	150	6.90	100	0.17
LPD4012-184MRC	114.84 @ 8 MHz	37	144	180	8.75	100	0.14
LPD4012-224MRC	129.43 @ 7.2 MHz	26	176	220	11.24	100	0.12
LPD4012-334MRC	162.61 @ 5.5 MHz	19	264	330	17.00	100	0.10

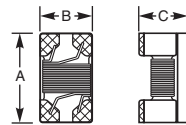
## LPD5010

Part number	Common mode impedance max (kOhms)	Cutoff frequency (MHz)	Inductance (µH)		DCR max (Ohms)	Isolation (Vrms)	Irms (A)
			min	nom			
LPD5010-681MRC	0.88 @ 200 MHz	470	0.544	0.680	0.07	100	1.95
LPD5010-102MRC	1.43 @ 160 MHz	530	0.800	1.00	0.10	100	1.50
LPD5010-152MRC	2.05 @ 110 MHz	380	1.20	1.50	0.15	100	1.20
LPD5010-222MRC	3.03 @ 100 MHz	260	1.76	2.20	0.20	100	1.10
LPD5010-332MRC	4.60 @ 80 MHz	190	2.64	3.30	0.27	100	0.95
LPD5010-472MRC	6.47 @ 64 MHz	160	3.76	4.70	0.40	100	0.75
LPD5010-562MRC	7.27 @ 64 MHz	140	4.48	5.60	0.45	100	0.70
LPD5010-682MRC	8.76 @ 54 MHz	150	5.44	6.80	0.53	100	0.60
LPD5010-822MRC	10.97 @ 49 MHz	180	6.56	8.20	0.70	100	0.50
LPD5010-103MRC	12.53 @ 46 MHz	130	8.00	10.0	0.78	100	0.50
LPD5010-153MRC	18.79 @ 36 MHz	96	12.0	15.0	1.19	100	0.42
LPD5010-223MRC	18.52 @ 28 MHz	80	17.6	22.0	1.58	100	0.35
LPD5010-333MRC	26.33 @ 20 MHz	55	26.4	33.0	2.50	100	0.30
LPD5010-473MRC	35.62 @ 18 MHz	43	37.6	47.0	3.48	100	0.25
LPD5010-683MRC	48.54 @ 15 MHz	58	54.4	68.0	5.10	100	0.19
LPD5010-104MRC	78.14 @ 13 MHz	50	80.0	100	8.00	100	0.15
LPD5010-154MRC	116.8 @ 9.8 MHz	26	120	150	11.7	100	0.12
LPD5010-224MRC	129.4 @ 7.2 MHz	28	176	220	15.2	100	0.11

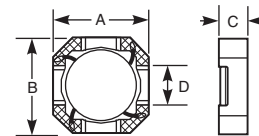
## LPD5030

Part number	Common mode impedance max (kOhms)	Cutoff frequency (MHz)	Inductance (µH)		DCR max (Ohms)	Isolation (Vrms)	Irms (A)
			min	nom			
LPD5030-571NRC	0.47 @ 250 MHz	490	0.399	0.570	0.031	100	2.30
LPD5030-781NRC	0.69 @ 210 MHz	400	0.546	0.780	0.038	100	2.25
LPD5030-102NRC	1.03 @ 150 MHz	380	0.800	1.00	0.042	100	2.20
LPD5030-152MRC	1.48 @ 110 MHz	260	1.20	1.50	0.048	100	2.05
LPD5030-222MRC	1.90 @ 93 MHz	260	1.76	2.20	0.067	100	1.95
LPD5030-332MRC	3.84 @ 66 MHz	210	2.64	3.30	0.077	100	1.70
LPD5030-472MRC	4.34 @ 53 MHz	190	3.76	4.70	0.111	100	1.40
LPD5030-562MRC	6.28 @ 45 MHz	140	4.48	5.60	0.125	100	1.35
LPD5030-682MRC	7.10 @ 43 MHz	140	5.44	6.80	0.159	100	1.20
LPD5030-103MRC	11.58 @ 36 MHz	110	8.00	10.0	0.210	100	1.05
LPD5030-153MRC	16.01 @ 26 MHz	87	12.0	15.0	0.298	100	0.85
LPD5030-223MRC	20.32 @ 21 MHz	65	17.6	22.0	0.452	100	0.70
LPD5030-333MRC	34.28 @ 19 MHz	67	26.4	33.0	0.565	100	0.60
LPD5030-473MRC	37.00 @ 13 MHz	50	37.6	47.0	0.806	100	0.50
LPD5030-683MRC	47.73 @ 11 MHz	42	54.4	68.0	1.13	100	0.43
LPD5030-104MRC	74.28 @ 8.7 MHz	34	80.0	100	1.79	100	0.33
LPD5030-154MRC	83.32 @ 7.2 MHz	27	120	150	2.43	100	0.28
LPD5030-224MRC	119.7 @ 5.8 MHz	20	176	220	3.30	100	0.24
LPD5030-334MRC	180.5 @ 4.3 MHz	18	264	330	5.36	100	0.18
LPD5030-474MRC	231.1 @ 3.6 MHz	16	376	470	7.51	100	0.15
LPD5030-684MRC	285.9 @ 3.2 MHz	13	544	680	10.8	100	0.13
LPD5030-105MRC	355.2 @ 2.5 MHz	11	800	1000	16.5	100	0.10

### PFD Series



### LPD Series



### Dimensions (inches mm)

Series	A max	B max	C max	D ref
LPD3015	0.121 3.07	0.121 3.07	0.059 1.5	0.039 0.99
LPD4012	0.158 4.02	0.158 4.02	0.0473 1.2	0.060 1.52
LPD5010	0.192 4.88	0.192 4.88	0.039 1.0	0.060 1.52
LPD5030	0.192 4.88	0.192 4.88	0.118 3.0	0.060 1.52
PFD2015	0.090 2.29	0.060 1.52	0.059 1.5	
PFD3215	0.131 3.32	0.092 2.33	0.059 1.5	

## MSD7342



Part number	Common mode impedance max (kOhms)	Cutoff frequency (MHz)	Inductance (µH)		DCR max (Ohms)	Isolation (Vrms)	Irms (A)
			min	nom			
MSD7342-252MLC	3.07 @ 59 MHz	89	2.00	2.5	0.033	200	2.17
MSD7342-332MLC	3.86 @ 50 MHz	70	2.64	3.3	0.037	200	2.05
MSD7342-472MLC	4.93 @ 37 MHz	55	3.76	4.7	0.051	200	1.74
MSD7342-562MLC	5.96 @ 34 MHz	67	4.48	5.6	0.063	200	1.57
MSD7342-682MLC	7.85 @ 31 MHz	79	5.44	6.8	0.070	200	1.49
MSD7342-822MLC	9.09 @ 28 MHz	55	6.56	8.2	0.075	200	1.44
MSD7342-103MLC	9.15 @ 24 MHz	63	8.00	10	0.10	200	1.24
MSD7342-123MLC	11.85 @ 22 MHz	47	9.60	12	0.12	200	1.14
MSD7342-153MLC	14.43 @ 20 MHz	53	12.0	15	0.13	200	1.09
MSD7342-183MLC	18.24 @ 18 MHz	38	14.4	18	0.17	200	0.95
MSD7342-223MLC	18.37 @ 15 MHz	49	17.6	22	0.22	200	0.84
MSD7342-273MLC	25.63 @ 14 MHz	42	21.6	27	0.25	200	0.79
MSD7342-333MLC	26.26 @ 14 MHz	41	26.4	33	0.27	200	0.76
MSD7342-393MLC	35.44 @ 11 MHz	42	31.2	39	0.38	200	0.64
MSD7342-473MLC	34.38 @ 11 MHz	38	37.6	47	0.42	200	0.61
MSD7342-563MLC	41.03 @ 7.9 MHz	40	44.8	56	0.46	200	0.58
MSD7342-683MLC	70.55 @ 8.5 MHz	52	54.4	68	0.60	200	0.51
MSD7342-823MLC	84.57 @ 7.4 MHz	26	65.6	82	0.68	200	0.48
MSD7342-104MLC	89.05 @ 6.6 MHz	24	80.0	100	0.77	200	0.45
MSD7342-124MLC	101.4 @ 6.4 MHz	22	96.0	120	1.03	200	0.39
MSD7342-154MLC	121.2 @ 5.2 MHz	19	120	150	1.35	200	0.34
MSD7342-184MLC	141.5 @ 4.6 MHz	20	144	180	1.52	200	0.32
MSD7342-224MLC	133.0 @ 4.8 MHz	25	176	220	1.72	200	0.30
MSD7342-274MLC	103.7 @ 3.6 MHz	18	216	270	2.41	200	0.25
MSD7342-334MLC	131.7 @ 3.8 MHz	9.1	264	330	2.70	200	0.24
MSD7342-394MLC	145.9 @ 3.1 MHz	11	312	390	3.05	200	0.23
MSD7342-474MLC	187.2 @ 2.7 MHz	11	376	470	4.00	200	0.20
MSD7342-564MLC	204.4 @ 2.6 MHz	8.1	448	560	4.43	200	0.19
MSD7342-684MLC	210.0 @ 2.4 MHz	3.3	544	680	5.00	200	0.18
MSD7342-824MLC	251.8 @ 2.1 MHz	6.6	656	820	6.80	200	0.15
MSD7342-105MLC	276.1 @ 2.1 MHz	5.1	800	1000	7.80	200	0.14

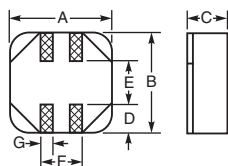


## MSD1260\*

Q200  
85°

Part number	Common mode impedance max (kOhms)	Cutoff frequency (MHz)	Inductance (µH)		DCR max (Ohms)	Isolation (Vrms)	Irms (A)
			min	nom			
MSD1260-472MLD	7.39 @ 43 MHz	180	3.76	4.7	0.036	500	3.16
MSD1260-562MLD	8.07 @ 33 MHz	160	4.48	5.6	0.040	500	3.00
MSD1260-682MLD	7.45 @ 21 MHz	100	5.44	6.8	0.048	500	2.75
MSD1260-822MLD	12.74 @ 27 MHz	120	6.56	8.2	0.052	500	2.63
MSD1260-103MLD	10.36 @ 19 MHz	95	8.00	10	0.060	500	2.45
MSD1260-123MLD	11.72 @ 18 MHz	74	9.60	12	0.074	500	2.21
MSD1260-153MLD	15.88 @ 21 MHz	75	12.0	15	0.085	500	2.06
MSD1260-183MLD	19.22 @ 17 MHz	58	14.4	18	0.097	500	1.93
MSD1260-223MLD	23.97 @ 17 MHz	68	17.6	22	0.116	500	1.76
MSD1260-273MLD	23.83 @ 13 MHz	48	21.6	27	0.124	500	1.70
MSD1260-333MLD	28.87 @ 13 MHz	43	26.4	33	0.134	500	1.64
MSD1260-393MLD	24.31 @ 11 MHz	39	31.2	39	0.142	500	1.59
MSD1260-473MLD	27.25 @ 10 MHz	45	37.6	47	0.174	500	1.44
MSD1260-563MLD	39.80 @ 8.9 MHz	33	44.8	56	0.198	500	1.35
MSD1260-683MLD	41.12 @ 7.7 MHz	31	54.4	68	0.216	500	1.29
MSD1260-823MLD	57.65 @ 8 MHz	31	65.6	82	0.274	500	1.15
MSD1260-104MLD	58.69 @ 6.5 MHz	21	80	100	0.322	500	1.06
MSD1260-124KLD	51.20 @ 4.9 MHz	24	108	120	0.418	500	0.93
MSD1260-154KLD	41.37 @ 4 MHz	29	135	150	0.476	500	0.87
MSD1260-184KLD	52.76 @ 4.3 MHz	19	162	180	0.536	500	0.82
MSD1260-224KLD	92.17 @ 4.5 MHz	33	198	220	0.691	500	0.72
MSD1260-274KLD	46.65 @ 3.3 MHz	27	243	270	0.806	500	0.67
MSD1260-334KLD	118.0 @ 3.4 MHz	32	297	330	1.09	500	0.57
MSD1260-394KLD	67.94 @ 2.4 MHz	14	351	390	1.20	500	0.55
MSD1260-474KLD	114.7 @ 2.7 MHz	13	423	470	1.59	500	0.48
MSD1260-564KLD	76.40 @ 2.3 MHz	11	504	560	1.81	500	0.45
MSD1260-684KLD	218.9 @ 2.5 MHz	14	612	680	2.06	500	0.42
MSD1260-824KLD	212.5 @ 2.2 MHz	4.9	738	820	2.65	500	0.37
MSD1260-105KLD	124.2 @ 1.8 MHz	6.6	900	1000	3.06	500	0.34

### MSD Series



### Dimensions (inches mm)

Series	A max	B max	C max	D ref	E typ	F	G
MSD1048	0.406 10.3	0.406 10.3	0.197 5.0	0.079 2.0	0.228 5.8	0.118 3.0	0.039 1.0
MSD1260	0.484 12.3	0.484 12.3	0.244 6.2	0.138 3.5	0.197 5.0	0.197 5.0	0.059 1.5
MSD1278	0.484 12.3	0.484 12.3	0.317 8.05	0.138 3.5	0.197 5.0	0.197 5.0	0.059 1.5
MSD1514	0.787 15.5	0.787 15.5	0.220 5.6	0.130 3.3	0.331 8.2	0.559 14.2	0.074 1.9
MSD1583	0.610 15.5	0.610 15.5	0.220 5.6	0.126 3.2	0.331 8.4	0.339 8.6	0.075 1.9
MSD7342	0.295 7.5	0.295 7.5	0.181 4.6	0.063 1.6	0.150 3.8	0.091 2.3	0.028 0.7

\*High-temperature, AEC grade 1 version available. Visit [http://www.coilcraft.com/prod\\_hitemp.cfm](http://www.coilcraft.com/prod_hitemp.cfm).

## MSD1048\*



Part number	Common mode impedance max (kOhms)	Cutoff frequency (MHz)	Inductance (µH)		DCR max (Ohms)	Isolation (Vrms)	Irms (A)
			min	nom			
MSD1048-222MED	3.49 @ 71 MHz	200	1.54	2.2	0.019	200	2.4
MSD1048-103MED	10.1 @ 27 MHz	97	8.00	10	0.053	200	1.5
MSD1048-223MED	17.0 @ 17 MHz	44	17.6	22	0.098	200	1.3
MSD1048-473MED	32.4 @ 12 MHz	29	37.6	47	0.208	200	1.1
MSD1048-683MED	52.2 @ 9.3 MHz	38	54.4	68	0.297	200	1.0
MSD1048-104MED	58.3 @ 7.4 MHz	19	80.0	100	0.387	200	0.85
MSD1048-224KED	87.9 @ 5.0 MHz	16	198	220	0.840	200	0.62



## MSD1278\*

Q200  
85°

Part number	Common mode impedance max (kOhms)	Cutoff frequency (MHz)	Inductance (µH)		DCR max (Ohms)	Isolation (Vrms)	Irms (A)
			min	nom			
MSD1278-472MLD	7.58 @ 31 MHz	110	3.76	4.7	0.038	500	3.16
MSD1278-562MLD	8.95 @ 25 MHz	81	4.48	5.6	0.046	500	2.87
MSD1278-682MLD	9.18 @ 22 MHz	63	5.44	6.8	0.048	500	2.81
MSD1278-822MLD	11.56 @ 21 MHz	87	6.56	8.2	0.050	500	2.76
MSD1278-103MLD	13.14 @ 19 MHz	58	8.00	10	0.058	500	2.56
MSD1278-123MLD	14.07 @ 17 MHz	57	9.60	12	0.062	500	2.48
MSD1278-153MLD	16.26 @ 16 MHz	53	12.0	15	0.072	500	2.30
MSD1278-183MLD	16.16 @ 15 MHz	43	14.4	18	0.080	500	2.18
MSD1278-223MLD	25.12 @ 12 MHz	35	17.6	22	0.096	500	1.99
MSD1278-273MLD	27.70 @ 11 MHz	39	21.6	27	0.12	500	1.78
MSD1278-333MLD	36.43 @ 9.8 MHz	37	26.4	33	0.15	500	1.59
MSD1278-393MLD	45.55 @ 9 MHz	42	31.2	39	0.16	500	1.54
MSD1278-473MLD	44.61 @ 8.6 MHz	28	37.6	47	0.18	500	1.45
MSD1278-563MLD	52.97 @ 7.7 MHz	26	44.8	56	0.19	500	1.41
MSD1278-683MLD	55.09 @ 6.8 MHz	22	54.4	68	0.21	500	1.35
MSD1278-823MLD	58.18 @ 6.1 MHz	22	65.6	82	0.28	500	1.16
MSD1278-104MLD	68.89 @ 5.8 MHz	22	80.0	100	0.30	500	1.13
MSD1278-124KLD	73.87 @ 4.9 MHz	18	108	120	0.41	500	0.96
MSD1278-154KLD	73.89 @ 4.3 MHz	23	135	150	0.46	500	0.91
MSD1278-184KLD	69.52 @ 3.9 MHz	13	162	180	0.51	500	0.86
MSD1278-224KLD	90.02 @ 3.7 MHz	13	198	220	0.69	500	0.74
MSD1278-274KLD	121.7 @ 2.9 MHz	12	243	270	0.90	500	0.65
MSD1278-334KLD	104.8 @ 2.8 MHz	9.4	297	330	1.02	500	0.61
MSD1278-394KLD	109.4 @ 2.7 MHz	9.4	351	390	1.12	500	0.58
MSD1278-474KLD	99.07 @ 2.2 MHz	11	423	470	1.43	500	0.50
MSD1278-564KLD	101.7 @ 2.2 MHz	8.7	504	560	1.69	500	0.47
MSD1278-684KLD	145.6 @ 1.9 MHz	7.4	612	680	2.29	500	0.41
MSD1278-824KLD	146.6 @ 1.8 MHz	6.9	738	820	2.55	500	0.39
MSD1278-105KLD	118.6 @ 1.7 MHz	6.0	900	1000	2.83	500	0.37



## MSD1514

Part number	Common mode impedance max (kOhms)	Cutoff frequency (MHz)	Inductance (µH)		DCR max (Ohms)	Isolation (Vrms)	Irms (A)
			min	nom			
MSD1514-252MED	2.96 @ 35 MHz	100	2.00	2.5	0.012	500	5.10
MSD1514-472MED	4.02 @ 23 MHz	18.0	3.76	4.7	0.014	500	4.50
MSD1514-103MED	6.54 @ 14 MHz	17.0	8.00	10	0.018	500	4.00
MSD1514-123MED	7.83 @ 14 MHz	26.0	9.60	12	0.022	500	3.70
MSD1514-153MED	11.7 @ 11 MHz	9.30	12.0	15	0.028	500	3.40
MSD1514-223MED	17.1 @ 8.10 MHz	14.0	17.6	22	0.036	500	3.00
MSD1514-273MED	17.9 @ 7.20 MHz	10.0	21.6	27	0.039	500	2.95
MSD1514-333MED	22.6 @ 7.10 MHz	21.0	26.4	33	0.052	500	2.55
MSD1514-473MED	47.6 @ 6.40 MHz	5.30	37.6	47	0.075	500	2.20
MSD1514-683MED	37.8 @ 4.30 MHz	8.80	54.4	68	0.090	500	2.00
MSD1514-104KED	59.8 @ 3.70 MHz	11.0	80.0	100	0.126	500	1.65
MSD1514-224KED	85.6 @ 2.50 MHz	10.0	176	220	0.287	500	1.10
MSD1514-334KED	58.0 @ 2.00 MHz	7.30	264	330	0.367	500	0.98
MSD1514-474KED	101.9 @ 1.60 MHz	5.30	376	470	0.550	500	0.77
MSD1514-105KED	157.9 @ 1.10 MHz	4.90	800	1000	1.25	500	0.55



## MSD1583

Part number	Common mode impedance max (kOhms)	Cutoff frequency (MHz)	Inductance (µH)	
-------------	-----------------------------------	------------------------	-----------------	--

# Surface Mount Power Line Common Mode EMI Chokes

Coilcraft's low-cost, high-performance surface mount power line common mode chokes come in a variety of sizes and packages. They are designed to eliminate AC line conducted common mode noise across a broad range of frequencies, with up to 1500 Vrms isolation. These common mode chokes can operate for a wide range of current from 0.06 Amps to 15 Amps, providing attenuation where line filtering is needed, such as in switch-mode power supplies.

## Power Line



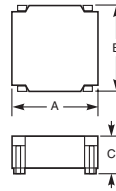
Part number	Common mode peak impedance (kOhms)	Inductance (mH)		I <sub>rms</sub> (A)	DCR max (mOhms)	Isolation (Vrms)
		nom	min			
CE1755-AL	3.33 @ 5.8 MHz	0.88	0.57	1.2	130	1000
CR7915-AL	3.10 @ 4.9 MHz	1.12	0.73	2.6	49.5	1500
CF3094-AL	7.95 @ 2.8 MHz	1.17	0.76	1.1	200	1000
CM6518-AL	4.17 @ 1.9 MHz	1.40	0.91	2.5	60.0	1000
CJ5094-CL	28.28 @ 0.26 MHz	10.0	6.5	1.2	180	1000
CV9172-AL	70.01 @ 0.21 MHz	22.0	14.3	0.57	850	1000
CF2638L	2.59 @ 4.5 MHz	0.22	0.14	2.9	60.0	1000
CD1479-AL	4.19 @ 3 MHz	0.59	0.38	4.2	20.0	1000
CH4659-AL	4.56 @ 2.5 MHz	0.77	0.50	4.7	40.0	1000
CD1480-BL	4.53 @ 2.2 MHz	1.32	0.85	3.5	60.0	1000
CE2439L	9.42 @ 1.1 MHz	1.47	0.96	2.5	80.0	1000
CG3333-AL	2.27 @ 3.1 MHz	0.90	0.59	3.7	50.0	1000
CG3528-AL	6.57 @ 0.98 MHz	3.00	1.95	3.1	42.0	1000
CE1759-AL	5.65 @ 1.8 MHz	0.81	0.52	6.0	14.0	1000
CG3885-AL	3.11 @ 1.8 MHz	0.47	0.30	10.0	8.0	1000
CF2805-AL	3.64 @ 1.9 MHz	0.63	0.40	6.8	14.0	1000

## SBU9

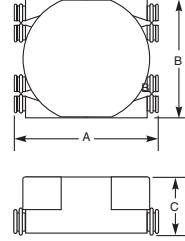


Part number	Common mode peak impedance (kOhms)	Inductance min (mH)	I <sub>rms</sub> (A)	DCR max (Ohms)	Isolation (Vrms)
SBU9-2820R5LD	26.31 @ 570 kHz	2.8	0.50	0.70	1500
SBU9-1320R7LD	12.68 @ 900 kHz	1.3	0.70	0.38	1500
SBU9-6011R0LD	6.66 @ 1300 kHz	0.6	1.00	0.20	1500

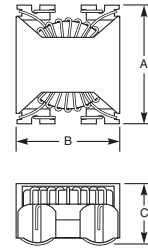
CE1755,  
CR7915,  
CF3094



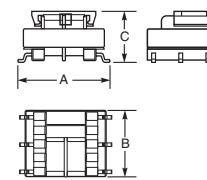
CE1759,  
CG3885,  
CF2805



CM6518,  
CJ5094,  
CV9172,  
CF2638L,  
CD1479,  
CH4659,  
CD1480,  
CE2439L,  
CG3333,  
CG3528



SBU9



### Dimensions (inches mm)

Series	A max	B max	C max
CE1755	0.512 13.0	0.512 13.0	0.215 5.46
CR7915	0.512 13.0	0.512 13.0	0.220 5.6
CF3094	0.512 13.0	0.512 13.0	0.215 5.46
CM6518	0.645 16.38	0.560 14.22	0.350 8.90
CJ5094	0.645 16.38	0.560 14.22	0.350 8.90
CV9172	0.645 16.38	0.560 14.22	0.350 8.90
CF2638L	0.770 19.56	0.670 17.02	0.390 9.91
CD1479	0.770 19.56	0.670 17.02	0.390 9.91
CH4659	0.770 19.56	0.670 17.02	0.390 9.91
CD1480	0.770 19.56	0.670 17.02	0.390 9.91
CE2439L	0.770 19.56	0.670 17.02	0.390 9.91
CG3333	0.770 19.56	0.670 17.02	0.390 9.91
CG3528	0.770 19.56	0.670 17.02	0.390 9.91
CE1759	1.02 26.0	1.22 31.0	0.512 13.0
CG3885	1.02 26.0	1.22 31.0	0.50 12.7
CF2805	1.02 26.0	1.22 31.0	0.50 12.7
SBU9	0.717 18.2	0.492 12.5	0.362 9.2

# Through-Hole Power Line Common Mode EMI Chokes

Coilcraft's low-cost through-hole BU Series high efficiency choke coils are designed to eliminate line conducted common mode noise across a broad range of frequencies. The BU9S and BU9HS are ideal for signal line applications; the other BUs can be used in switching power supplies and power supply circuits. For low profile applications, the BU9 and BU9S filters are available in a horizontal configuration that reduces their height to under half an inch (12.5 mm).

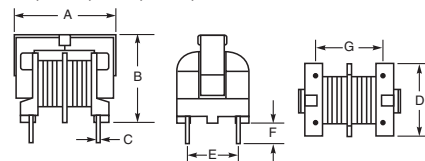
## BU, BU9x

Part number	Common mode peak impedance (kOhms)	Inductance min (mH)	DCR (Ohms)	Isolation (Vrms)	I <sub>rms</sub> (A)
BU9S-153R15BL	121.5 @ 4300 kHz	15.0	5.0	1000	0.15
BU9S-7020R3BL	59.81 @ 3700 kHz	7.0	2.5	1000	0.30
BU9HS-153R15BL	121.5 @ 4300 kHz	15.0	5.0	1000	0.15
BU9HS-7020R3BL	59.81 @ 3700 kHz	7.0	2.5	1000	0.30
BU9-103R25BL	123.5 @ 250 kHz	10.0	3.5	1000	0.25
BU9-2820R5BL	25.12 @ 660 kHz	2.8	1.0	1000	0.50
BU9-1320R7BL	17.48 @ 980 kHz	1.3	0.5	1000	0.70
BU9-6011R0BL	5.43 @ 2100 kHz	0.6	0.2	1000	1.00
BU9-2011R6BL	4.39 @ 2900 kHz	0.2	0.1	1000	1.60
BU9H-103R25BL	123.5 @ 250 kHz	10.0	3.5	1000	0.25
BU9H-2820R5BL	25.12 @ 660 kHz	2.8	1.0	1000	0.50
BU9H-1320R7BL	17.48 @ 980 kHz	1.3	0.5	1000	0.70
BU9H-6011R0BL	5.43 @ 2100 kHz	0.6	0.2	1000	1.00
BU9H-2011R6BL	4.39 @ 2900 kHz	0.2	0.1	1000	1.60

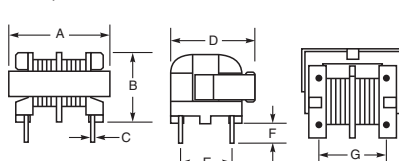
## BUxx

Part number	Common mode peak impedance (kOhms)	Inductance min (mH)	DCR (Ohms)	Isolation (Vrms)	I <sub>rms</sub> (A)
BU10-181R2BL	5.13 @ 1100 MHz	0.18	0.20	1000	1.20
BU10-131R6BL	3.60 @ 1200 MHz	0.13	0.12	1000	1.60
BU10-1012R2BL	1.88 @ 1500 MHz	0.10	0.08	1000	2.20
BU10-6003R0BL	1.15 @ 2100 MHz	0.06	0.04	1000	3.00
BU15-4530R4BL	398.7 @ 130 kHz	45.0	3.0	1000	0.40
BU15-1430R7BL	70.62 @ 260 kHz	14.0	1.0	1000	0.70
BU15-7521R0BL	43.05 @ 340 kHz	7.5	0.6	1000	1.00
BU15-4421R3BL	41.14 @ 510 kHz	4.4	0.3	1000	1.30
BU15-2721R6BL	32.22 @ 620 kHz	2.7	0.2	1000	1.60
BU16-4530R5BL	269.6 @ 130 kHz	45.0	2.3	1000	0.50
BU16-2530R7BL	208.3 @ 190 kHz	25.0	1.3	1000	0.70
BU16-1031R0BL	57.14 @ 310 kHzx	10.0	0.5	1000	1.00
BU16-4021R5BL	26.26 @ 470 kHz	4.0	0.3	1000	1.50
BU16-2022R0BL	14.41 @ 740 kHz	2.0	0.2	1000	2.00

BU9, BU9S, BU10, BU15, BU16



BU9H, BU9HS



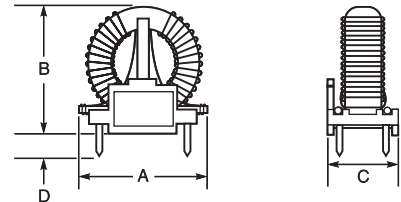

### Dimensions (inches mm)

Series	A max	B max	C	D max	E	F	G
BU9, BU9S	0.69 17.5	0.67 17.0	0.024 0.6	0.43 11.0	0.276 ±0.02 7.0 ±0.5	0.157 ±0.04 4.0 ±1.0	0.31 ±0.02 8.0 ±0.5
BU9H, BU9HS	0.69 17.5	0.49 12.5	0.024 0.6	0.61 15.5	0.276 ±0.02 7.0 ±0.5	0.157 ±0.04 4.0 ±1.0	0.31 ±0.02 8.0 ±0.5
BU10	0.75 19.0	0.89 22.5	0.028 0.7	0.67 17.0	0.394 ±0.02 10.0 ±0.5	0.177 ±0.04 4.5 ±1.0	0.51 ±0.02 13.0 ±0.5
BU15	0.91 23.0	1.08 27.5	0.028 0.7	0.75 19.0	0.40 ±0.02 10.0 ±0.5	0.177 ±0.04 4.5 ±1.0	0.51 ±0.02 13.0 ±0.5
BU16	0.91 23.0	1.08 27.5	0.028 0.7	0.75 19.0	0.394 ±0.02 10.0 ±0.5	0.177 ±0.04 4.5 ±1.0	0.51 ±0.02 13.0 ±0.5



# CMT Common Mode EMI Chokes

Coilcraft's CMT toroid style common mode chokes are designed to provide the highest common mode impedance over the widest frequency range. These parts are ideal for any application requiring a high DC current bias and are well suited for use in switch-mode power supplies. These common mode chokes are most effective in filtering supply and return conductors with in-phase signals of equal amplitude. Differential mode inductors are available for filtering out-of-phase or uneven amplitude signals.




Part number	Common mode peak impedance (kOhms)	Inductance min (mH)	DCR max (Ohms)	Leakage inductance max (µH)	Isolation (Vrms)	Irms (A)
CMT1-5.0-1L	36.28 @ 100 MHz	5.0	0.207	80	1250	1
CMT1-8.0-1L	27.98 @ 100 MHz	8.0	0.270	125	1250	1
CMT1-15.0-1L	35.27 @ 51 MHz	15	0.430	233	1250	1
CMT1-2.5-2L	50.80 @ 59 MHz	2.5	0.090	42	1250	2
CMT1-4.0-2L	17.53 @ 100 MHz	4.0	0.095	70	1250	2
CMT1-7.5-2L	2.29 @ 1.6 MHz	7.5	0.108	74	1250	2
CMT1-1.3-4L	31.76 @ 48 MHz	1.3	0.029	20	1250	4
CMT1-2.1-4L	13.05 @ 100 MHz	2.1	0.040	36	1250	4
CMT1-3.7-4L	47.42 @ 46 MHz	3.7	0.036	40	1250	4
CMT1-1.0-6L	12.64 @ 0.63 MHz	1.0	0.022	19	1250	6
CMT1-1.7-6L	43.05 @ 100 MHz	1.7	0.032	34	1250	6
CMT1-3.0-6L	160.40 @ 0.16 MHz	3.0	0.027	35	1250	6
CMT1-6-9L	22.06 @ 0.49 MHz	0.6	0.012	11	1250	9
CMT1-1.1-9L	28.44 @ 0.92 MHz	1.1	0.013	12	1250	9
CMT1-1.9-9L	9.53 @ 12 MHz	1.9	0.017	20	1250	9
CMT1-5-12L	9.53 @ 12 MHz	0.5	0.008	9.0	1250	12
CMT1-8-12L	8.27 @ 12 MHz	0.8	0.008	9.0	1250	12
CMT1-1.4-12L	46.14 @ 0.38 MHz	1.4	0.011	16	1250	12
CMT1-3-15L	35.27 @ 100 MHz	0.3	0.005	6.0	1250	15
CMT1-6-15L	17.74 @ 0.27 MHz	0.6	0.006	6.5	1250	15
CMT1-1.1-15L	81.12 @ 0.25 MHz	1.1	0.008	13.7	1250	15
CMT2-7.5-1L	4.25 @ 1.1 MHz	7.5	0.270	90	1250	1
CMT2-13-1L	26.46 @ 110 MHz	13	0.415	190	1250	1
CMT2-3.8-2L	2.15 @ 1.5 MHz	3.8	0.106	48	1250	2
CMT2-6.5-2L	33.27 @ 35 MHz	6.5	0.145	98	1250	2
CMT2-1.9-4L	2.98 @ 1.2 MHz	1.9	0.038	26	1250	4
CMT2-3.3-4L	27.29 @ 100 MHz	3.3	0.055	45	1250	4
CMT2-1.5-6L	35.92 @ 39 MHz	1.5	0.029	21	1250	6
CMT2-2.6-6L	16.92 @ 1.1 MHz	2.6	0.040	41	1250	6
CMT2-9-9L	161.50 @ 0.27 MHz	0.9	0.014	17	1250	9
CMT2-1.5-9L	27.13 @ 20 MHz	1.5	0.013	15	1250	9
CMT2-7-12L	29.70 @ 0.61 MHz	0.7	0.011	14	1250	12
CMT2-1.2-12L	32.73 @ 0.78 MHz	1.2	0.011	14	1250	12
CMT2-5-15L	56.35 @ 0.41 MHz	0.5	0.007	8.7	1250	15
CMT2-8-15L	110.44 @ 13 MHz	0.8	0.007	10	1250	15
CMT3-32-1L	215.01 @ 0.18 MHz	32	0.650	485	1250	1
CMT3-56-1L	149.83 @ 0.12 MHz	56	0.900	780	1250	1
CMT3-16-2L	215.13 @ 0.12 MHz	16	0.240	210	1250	2
CMT3-28-2L	22.33 @ 100 MHz	28	0.330	410	1250	2
CMT3-8-4L	29.82 @ 0.1 MHz	8.0	0.061	57.5	1250	4
CMT3-14-4L	28.53 @ 0.46 MHz	14	0.120	180	1250	4
CMT3-6-6L	41.91 @ 0.1 MHz	6.6	0.048	49	1250	6
CMT3-11.5-6L	13.83 @ 0.43 MHz	11.5	0.088	140	1250	6
CMT3-4-9L	14.47 @ 100 MHz	4.0	0.026	37	1250	9
CMT3-7-9L	26.76 @ 0.38 MHz	7.0	0.045	104	1250	9
CMT3-3-12L	25.59 @ 0.95 MHz	3.0	0.022	40	1250	12
CMT3-5-12L	20.13 @ 0.32 MHz	5.2	0.025	47	1250	12
CMT3-2.5-15L	79.68 @ 0.16 MHz	2.5	0.019	42	1250	15
CMT3-4.4-15L	19.83 @ 0.27 MHz	4.4	0.017	48	1250	15
CMT4-72-1L	19.27 @ 0.18 MHz	72	1.15	1400	1250	1
CMT4-125-1L	157.53 @ 0.18 MHz	125	1.15	1400	1250	1
CMT4-36-2L	30.29 @ 0.1 MHz	36	0.415	680	1250	2
CMT4-62-2L	26.48 @ 0.12 MHz	62	0.415	750	1250	2
CMT4-19-4L	186.61 @ 0.12 MHz	19	0.15	350	1250	4
CMT4-32-4L	39.44 @ 0.12 MHz	32	0.158	370	1250	4
CMT4-15-6L	247.34 @ 0.17 MHz	15	0.114	275	1250	6
CMT4-26-6L	91.87 @ 0.16 MHz	26	0.115	320	1250	6
CMT4-10-9L	28.15 @ 0.1 MHz	10	0.057	190	1250	9
CMT4-17-9L	433.33 @ 0.11 MHz	17	0.062	220	1250	9
CMT4-7.5-12L	56.92 @ 0.34 MHz	7.5	0.042	140	1250	12
CMT4-13-12L	25.54 @ 0.98 MHz	13	0.043	155	1250	12
CMT4-6-15L	80.52 @ 0.31 MHz	6.0	0.03	111	1250	15
CMT4-10-15L	66.10 @ 0.1 MHz	10	0.029	122	1250	15

## Dimensions (inches mm)

Series	A max	B max	C max	D ref
CMT1-5.0-1L	1.210, 30.7	1.100, 27.9	0.625, 15.9	0.150, 3.81
CMT1-8.0-1L	1.210, 30.7	1.100, 27.9	0.625, 15.9	0.150, 3.81
CMT1-15.0-1L	1.300, 33.0	1.155, 29.4	0.625, 15.9	0.150, 3.81
CMT1-2.5-2L	1.210, 30.7	1.100, 27.9	0.625, 15.9	0.150, 3.81
CMT1-4.0-2L	1.210, 30.7	1.050, 26.7	0.625, 15.9	0.150, 3.81
CMT1-7.5-2L	1.300, 33.0	1.155, 29.4	0.625, 15.9	0.150, 3.81
CMT1-1.3-4L	1.210, 30.7	1.100, 27.9	0.625, 15.9	0.150, 3.81
CMT1-2.1-4L	1.210, 30.7	1.100, 27.9	0.625, 15.9	0.150, 3.81
CMT1-3.7-4L	1.300, 33.0	1.125, 28.6	0.625, 15.9	0.150, 3.81
CMT1-1.0-6L	1.210, 30.7	1.100, 27.9	0.625, 15.9	0.150, 3.81
CMT1-1.7-6L	1.300, 33.0	1.155, 29.4	0.625, 15.9	0.150, 3.81
CMT1-3.0-6L	1.210, 30.7	1.200, 30.5	0.625, 15.9	0.150, 3.81
CMT1-6-9L	1.210, 30.7	1.200, 30.5	0.625, 15.9	0.150, 3.81
CMT1-1.1-9L	1.210, 30.7	1.300, 33.0	0.625, 15.9	0.150, 3.81
CMT1-1.9-9L	1.400, 35.6	1.300, 33.0	0.625, 15.9	0.150, 3.81
CMT1-5-12L	1.210, 30.7	1.200, 30.5	0.650, 16.5	0.150, 3.81
CMT1-8-12L	1.210, 30.7	1.200, 30.5	0.650, 16.5	0.150, 3.81
CMT1-1.4-12L	1.210, 30.7	1.300, 33.0	0.650, 16.5	0.150, 3.81
CMT1-3-15L	1.210, 30.7	1.300, 33.0	0.625, 15.9	0.150, 3.81
CMT1-6-15L	1.210, 30.7	1.250, 31.8	0.650, 16.5	0.150, 3.81
CMT1-1.1-15L	1.210, 30.7	1.250, 31.8	0.700, 17.8	0.150, 3.81
CMT2-7.5-1L	1.310, 33.3	1.100, 27.9	0.825, 21.0	0.150, 3.81
CMT2-13-1L	1.310, 33.3	1.300, 33.0	0.825, 21.0	0.150, 3.81
CMT2-3.8-2L	1.310, 33.3	1.100, 27.9	0.825, 21.0	0.150, 3.81
CMT2-6.5-2L	1.310, 33.3	1.300, 33.0	0.825, 21.0	0.150, 3.81
CMT2-1.9-4L	1.310, 33.3	1.100, 27.9	0.825, 21.0	0.150, 3.81
CMT2-3.3-4L	1.310, 33.3	1.300, 33.0	0.825, 21.0	0.150, 3.81
CMT2-1.5-6L	1.310, 33.3	1.100, 27.9	0.825, 21.0	0.150, 3.81
CMT2-2.6-6L	1.400, 35.6	1.400, 35.6	0.900, 22.9	0.150, 3.81
CMT2-9-9L	1.310, 33.3	1.200, 30.5	0.825, 21.0	0.150, 3.81
CMT2-1.5-9L	1.250, 31.8	1.250, 31.8	0.825, 21.0	0.150, 3.81
CMT2-7-12L	1.250, 31.8	1.200, 30.5	0.825, 21.0	0.150, 3.81
CMT2-1.2-12L	1.250, 31.8	1.200, 30.5	0.825, 21.0	0.150, 3.81
CMT2-5-15L	1.300, 33.0	1.300, 33.0	0.825, 21.0	0.150, 3.81
CMT2-8-15L	1.250, 31.8	1.200, 30.5	0.825, 21.0	0.150, 3.81
CMT3-32-1L	1.650, 41.9	1.400, 35.6	0.925, 23.5	0.150, 3.81
CMT3-56-1L	1.650, 41.9	1.650, 41.9	0.925, 23.5	0.150, 3.81
CMT3-16-2L	1.650, 41.9	1.400, 35.6	0.925, 23.5	0.150, 3.81
CMT3-28-2L	1.650, 41.9	1.650, 41.9	0.925, 23.5	0.150, 3.81
CMT3-8-4L	1.650, 41.9	1.350, 34.3	0.925, 23.5	0.150, 3.81
CMT3-14-4L	1.650, 41.9	1.700, 43.2	0.950, 24.1	0.150, 3.81
CMT3-6-6L	1.600, 40.6	1.400, 35.6	0.925, 23.5	0.150, 3.81
CMT3-11.5-6L	1.650, 41.9	1.700, 43.2	0.925, 23.5	0.150, 3.81
CMT3-4-9L	1.450, 36.8	1.400, 35.6	0.925, 23.5	0.150, 3.81
CMT3-7-9L	1.760, 44.7	1.760, 44.7	0.975, 24.8	0.150, 3.81
CMT3-3-12L	1.700, 43.2	1.700, 43.2	0.950, 24.1	0.150, 3.81
CMT3-5-12L	1.700, 43.2	1.700, 43.2	1.000, 25.4	0.150, 3.81
CMT3-2.5-15L	1.750, 44.5	1.750, 44.5	1.000, 25.4	0.150, 3.81
CMT3-4.4-15L	1.700, 43.2	1.700, 43.2	1.000, 25.4	0.150, 3.81
CMT4-72-1L	2.100, 53.3	2.100, 53.3	1.130, 28.7	0.150, 3.81
CMT4-125-1L	2.150, 54.6	2.200, 55.9	1.130, 28.7	0.150, 3.81
CMT4-36-2L	2.150, 54.6	2.215, 56.3	1.130, 28.7	0.150, 3.81
CMT4-62-2L	2.150, 54.6	2.200, 55.9	1.130, 28.7	0.150, 3.81
CMT4-19-4L	2.180, 55.4	2.200, 55.9	1.130, 28.7	0.150, 3.81
CMT4-32-4L	2.180, 55.4	2.200, 55.9	1.130, 28.7	0.150, 3.81
CMT4-15-6L	2.180, 55.4	2.200, 55.9	1.130, 28.7	0.150, 3.81
CMT4-26-6L	2.180, 55.4	2.225, 56.5	1.130, 28.7	0.150, 3.81
CMT4-10-9L	2.180, 55.4	2.200, 55.9	1.130, 28.7	0.150, 3.81
CMT4-17-9L	2.250, 57.2	2.280, 57.9	1.150, 29.2	0.150, 3.81
CMT4-7.5-12L	2.250, 57.2	2.200, 55.9	1.130, 28.7	0.150, 3.81
CMT4-13-12L	2.300, 58.4	2.250, 57.2	1.130, 28.7	0.150, 3.81
CMT4-6-15L	2.250, 57.2	2.250, 57.2	1.150, 29.2	0.150, 3.81
CMT4-10-15L	2.300, 58.4	2.280, 57.9	1.130, 28.7	0.150, 3.81

# 0805RB Series Ferrite Chip Inductors



Coilcraft 0805RB Series wirewound beads are an excellent choice to isolate AC noise from DC bias or DC power injection lines in baseband RF amplifier circuits. They provide superior performance compared to traditional thick-film ferrite beads, including optimized impedance over a wide frequency range. They also offer high Self Resonant Frequency, and their low DCR makes them an excellent choice for high current applications.

- Superior performance to traditional thick-film chip ferrite beads
- Optimized high impedance over a wide frequency range
- High SRF and low DCR combination for high-frequency and high-current applications without core saturation

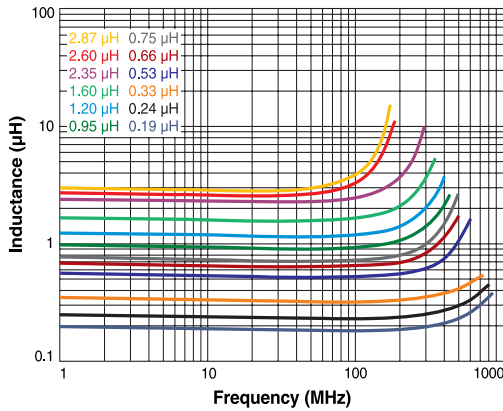


Figure 1: Coilcraft 0402DF Inductance vs Frequency

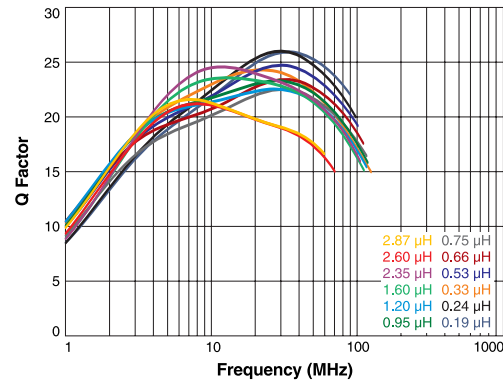


Figure 2: Coilcraft 0402DF Q vs Frequency

## The Ultimate Kit for Antenna Matching

Why do so many users love our 0402DC Series Ceramic Chip Inductor Designer's Kit? To start, the 0402DC Series provides the industry's highest Q factors in its size to achieve super low loss in high frequency circuits.

The 0402DC is also offered in 112 inductance values from 0.8 to 120 nH – including 0.1 nH increments between 2.8 and 10 nH!

And, with 20 samples of every value, the C472-2 Kit is the perfect

resource when you're designing impedance matching circuits for antennas in both lowband (700 – 960 MHz) and highband (1710 – 2700 MHz) applications.

Other features of the 0402DC include:

- Wirewound construction for extremely high SRF – up to 16 GHz
- DCR as low as 25 mOhm, significantly lower than other 0402-sized chip inductors

**Order your C472-2 Designer's Kit directly on [coilcraft.com](http://coilcraft.com)!**





# Designer's Kits

To simplify your prototyping, we offer low cost Designer's Kits for many of our products. Each has an assortment of standard values along with detailed product specifications. We even offer free refills for the parts you use most often. To purchase, call **800-322-2645** or order your kits on-line at [www.coilcraft.com/en-us/kits/](http://www.coilcraft.com/en-us/kits/).



## QUANTITY DISCOUNTS

**10% off** any combination of 3 or more  
**20% off** any combination of 5 or more  
**30% off** any combination of 7 or more



## Power Kits

Series	Kit No.
0603PS.....	C346
0805PS.....	C348
1008PS.....	C341
1010VS/1212VS/2014VS .....	C456
1812PS.....	C343
DC1012.....	P410
DO1605T.....	C353
DO1606T.....	C338
DO1608C.....	C377
DO1813H.....	C331
DO3308P.....	C309
DO3314.....	C358
DO3316H.....	C326
DO3316P.....	C378
DO3316T.....	C396
DO3340P.....	C310
DO5010H.....	C355
DO5022P.....	C311
DS1608B.....	C334
EPL2010.....	C412
EPL2014.....	C413
EPL3010.....	C431
EPL3012.....	C437
EPL3015.....	C405
LPD/MSD.....	C463
LPD5030V/LPD8035V.....	C481
LPO2506 In-Board.....	C332
LPO2506 On-board.....	C333
LPO3010.....	C388
LPO3310.....	C375
LPO4812.....	C357
LPO4815.....	C376
LPO6013.....	C352
LPO6610.....	C367
LPS3030.....	C485
LPS30xx.....	C392
LPS3314.....	C330
LPS4040.....	C494
LPS40xx Low Inductance.....	C401
LPS4414.....	C340
LPS5010.....	C407
LPS5015.....	C350
LPS5030.....	C420
LPS6225.....	C349
LPS6235.....	C345
LPSxx High Inductance.....	C402
ME3215.....	C408
ME3220.....	C386
MLC12xx/MLC15xx.....	C387
MOS6020.....	C359
MSD1278.....	C400

MSS1038.....	C391
MSS1048.....	C409
MSS1210H.....	C498
MSS1246.....	C410
MSS1246H.....	C510
MSS1246T.....	C417
MSS1260.....	C360
MSS1260T.....	C418
MSS1278.....	C380
MSS1278T.....	C419
MSS1812T.....	C499
MSS4020.....	C381
MSS5121.....	C411
MSS5131.....	C362
MSS6122.....	C363
MSS6132.....	C364
MSS7341.....	C385
PCV-0/PCV-2.....	P405
PFL1005.....	C484
PFL1609/PFL2010.....	C433
PFL2510/PFL2512.....	C444
PFL4514/PFL4517.....	C451
SER1052.....	C421
SER1360.....	C365
SER1400.....	C427
SER1590.....	C366
SER2000.....	C374
SLC/SLR.....	C467
SLC7530.....	C379
XAL/XFL.....	C454
XAL1010/XAL1060.....	C435
XAL40xx.....	C429
XAL50xx.....	C445
XAL60xx.....	C442
XAL7020.....	C452
XAL7030.....	C441
XAL7070.....	C443
XEL35xx.....	C465
XEL40xx.....	C464
XEL50xx.....	C480
XEL60xx.....	C466
XFL2005.....	C479
XFL2006.....	C478
XFL3010/XFL3012.....	C440
XFL4012/XFL4015.....	C455
XFL4020.....	C436
XGL3512.....	C502
XGL3515.....	C503
XGL3520.....	C490
XGL3530.....	C489
XGL4015.....	C505
XGL4018.....	C508
XGL4020.....	C483
XGL4025.....	C506
XGL4030.....	C486

XGL4040.....	C507
XGL5020.....	C495
XGL5030.....	C492
XGL5050.....	C500
XGL6030.....	C496
XGL6060.....	C491
XPL2010.....	C428

## RF Kits

Series	Tolerance	Kit No.
0201AF.....	10%	C471
"Slot Ten" 10mm.....		M100
"Unicoil" 5mm.....		M305
"Unicoil" 7 and 10mm.....		M302
016008C.....	5%	C488
0201DS.....	5%	C425
0201HL.....	5%	C475
026011C.....	5%	C473
026011F.....	5%	C474
0302CS.....	5%	C370
0402AF.....	5%	C397
0402CS.....	5%	C328
0402CS.....	2%	C328-2
0402CT.....	5%	C482
0402CT.....	5%	C482
0402CT.....	2%	C482-2
0402CT.....	2%	C482-2
0402DC.....	2%	C472-2
0402DF.....	5%	C462
0402HL.....	5%	C453
0402HP.....	5%	C403
0402HP.....	2%	C403-2
0402PA.....	5%	C373
0403HQ.....	5%	C371
0603AF.....	5%	C439
0603CS.....	5%	C324
0603CS.....	2%	C324-2
0603CT.....	5%	C423
0603CT.....	2%	C423-2
0603DC.....	5%	C487
0603DC.....	2%	C487-2
0603HC.....	5%	C339
0603HL.....	5%	C449
0603HP.....	5%	C406
0603HP.....	2%	C406-2
0603LS.....	5%	C347
0604HQ.....	5%	C351
0805AF.....	5%	C450
0805CS.....	5%	C303
0805CS.....	2%	C303-2
0805HP.....	5%	C477
0805HP.....	2%	C477-2
0805HQ.....	5%	C325

0805HT.....	5%	C321
0805LS.....	5%	C354
0806SQ/0807SQ/0908SQ.....	5%	C424
0806SQ/0807SQ/0908SQ.....	2%	C424-2
0906/1606 Micro Spring™.....	5%	C308
0906/1606 Micro Spring™.....	2%	C308-2
1008AF.....	5%	C414
1008CS.....	5%	C300
1008CS.....	2%	C300-2
1008HQ.....	5%	C323
1008HQ.....	2%	C323-2
1008HT.....	5%	C322
1008LS.....	5%	C336
1111SQ.....	5%	C457
1206CS.....	5%	C320
132, 148.....		M304
132SM.....		
Maxi Spring™.....	5%	C319
132SM Maxi Spring™.....	2%	C319-2
1508/2508 Low Profile Mini Spring™.....	5%	C394
1508/2508 Low Profile Mini Spring™.....	2%	C394-2
1512SP/2712SP.....	5%	C501
1512SP/2712SP.....	2%	C501-2
1515SQ/2222SQ/2929SQ.....	5%	C438
1515SQ/2222SQ/2929SQ.....	2%	C438-2
1812CS.....	5%	C337
1812LS.....	5%	C314
1812SMS.....		
Midi Spring®.....	5%	C318
1812SMS Midi Spring®.....	2%	C318-2
4308RV.....		C383
5315TC.....		C369
AOxT/BxxT Mini Spring™.....	5%	C302
AOxT/BxxT Mini Spring™.....	2%	C302-2
GA309X.....	5%	C459
HA403X.....	5%	C458

## EMI Kits

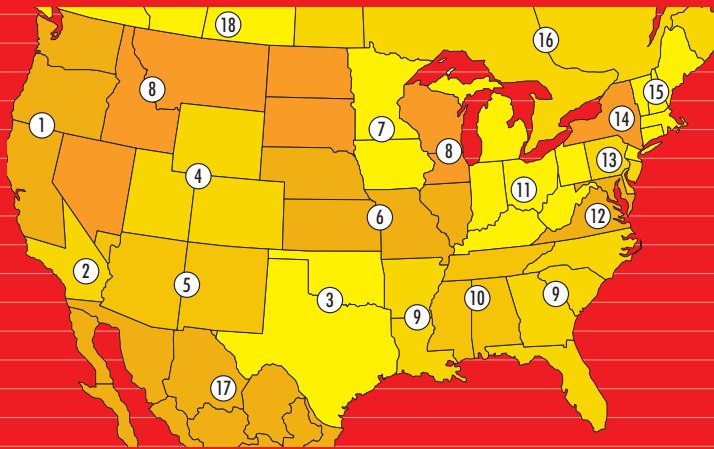
Series	Description	Kit No.
0201AF Ferrite Beads.....	10%	C471
026011F Ferrite Beads.....	5%	C474
0402AF Ferrite Beads.....	5%	C397

0402DF Ferrite Beads.....	5%	C462
0603AF Ferrite Beads.....	5%	C439
0603LS Ferrite Beads.....	5%	C347
0603USB/0805USBx/1206USB USB 3.x/2.0 Common Mode Chokes.....		C470
0805AF Ferrite Beads.....	5%	C450
0805LS Ferrite Beads.....	5%	C354
1008AF Ferrite Beads.....	5%	C414
1008LS Ferrite Beads.....	5%	C336
1812LS Ferrite Beads.....	5%	C314
CCDLF/CDF/PDLF/DLF Data Line Common Mode Filters.....		D303
E349x/F55xx/G6252P32xx Power Line Common Mode Chokes.....		P402

## Transformer Kits

Series	Description	Kit No.
CST Current Sensors, SMT.....		C389
D18xx/CS1x/CS4x/CS60.....		P403
PL140 Planar Transformers.....		C390
PL160/PL300 Planar Transformers.....		C460
Planar Transformer Prototyping Kit Design full/half bridge (140 W), push/pull converter (100 W), forward converter (50 W), flyback (25 W).....		C356
POE13F/POE60F PoE Transformers.....		C372
POE13P/POE30P/POE70P PoE EP Transformers.....		C395
POE300F Transformers.....		C398
POE60C/POD603D Miniature PoE Transformers.....		C382
PWB Wideband RF Transformers.....		C404
SD250Base/Gate Driver Transformers.....		P404
WBC Wideband RF Transformers.....		C393

# Coilcraft®



## North America Sales

- 1 Coilcraft 800-318-9491 [dblair@coilcraft.com](mailto:dblair@coilcraft.com)
- 2 Stewart Marketing 949-709-4897 [steve@stewartmarketinginc.com](mailto:steve@stewartmarketinginc.com)
- 3 Coilcraft 847-516-7379 [ndarr@coilcraft.com](mailto:ndarr@coilcraft.com)
- 4 English Damco 303-695-0706 [sales@englishdamco.com](mailto:sales@englishdamco.com)
- 5 O'Donnell Assoc. AZ 602-896-9449 [donna@odonnellsw.com](mailto:donna@odonnellsw.com)  
NM 915-778-2581 [esther@odonnellsw.com](mailto:esther@odonnellsw.com)
- 6 Lorenz Sales 913-469-1312 [dnelson@lorenzsales.com](mailto:dnelson@lorenzsales.com)
- 7 LTM Sales 319-431-5825 [ltmsales1@gmail.com](mailto:ltmsales1@gmail.com)
- 8 Coilcraft 847-516-7424 [jrogers@coilcraft.com](mailto:jrogers@coilcraft.com)
- 9 Coilcraft 336-449-5927 [gmatthews@coilcraft.com](mailto:gmatthews@coilcraft.com)
- 10 Millennium Sales 256-461-8655 [millenn@hiwaay.net](mailto:millenn@hiwaay.net)
- 11 Schillinger Associates 765-457-7241  
[des.schillinger@sai-rep.com](mailto:des.schillinger@sai-rep.com)
- 12 ATM Mid-Atlantic 301-371-7909 [bobb@atm-ma.com](mailto:bobb@atm-ma.com)
- 13 Parallax South 610-291-3369 [pcontan@parallaxsouth.com](mailto:pcontan@parallaxsouth.com)
- 14 Solutions in Business Marketing 585-398-7025  
[gleonard@sib-marketing.com](mailto:gleonard@sib-marketing.com)
- 15 Coilcraft 847-516-7417 [jneumann@coilcraft.com](mailto:jneumann@coilcraft.com)
- 16 Starvoy Technologies 613-592-8910 [sales@starvoy.com](mailto:sales@starvoy.com)
- 17 OAS de Mexico +52 33 3122 0788 [carlos@odonnellsw.com](mailto:carlos@odonnellsw.com)
- 18 Coilcraft 847-516-7406 [mbrownstein@coilcraft.com](mailto:mbrownstein@coilcraft.com)

## Sales Headquarters

North America [info@coilcraft.com](mailto:info@coilcraft.com)  
847-639-6400 Fax 847-639-1469

Europe [sales@coilcraft-europe.com](mailto:sales@coilcraft-europe.com)  
+44-1236-730595 Fax +44-1236-730627

Hong Kong [ellaleung@coilcraft-hk.com](mailto:ellaleung@coilcraft-hk.com)  
+852-2385-5783 Fax +852-2790-3929

India [saras@coilcraft.com.sg](mailto:saras@coilcraft.com.sg)  
+91-44 4230 7308 / +91-44 4230 7306

Japan [mshibuya@coilcraft.co.jp](mailto:mshibuya@coilcraft.co.jp)  
+81-427-20-5404 Fax +81-427-20-5405

Malaysia [stephen\\_lim@coilcraft.com.sg](mailto:stephen_lim@coilcraft.com.sg)  
+60-4 6586144 Fax +60-4 659 5144

PRC [sales@coilcraft.com.cn](mailto:sales@coilcraft.com.cn)  
+86-021-6218 8074 Fax +86-021-6218 9728

Singapore [tchoo@coilcraft.com.sg](mailto:tchoo@coilcraft.com.sg)  
+65-6484 8412 Fax +65-6484 8443

Taiwan [winson@coilcraft.com.tw](mailto:winson@coilcraft.com.tw)  
+886-2-2264 3646 Fax +886-2-2270 0294

## International Sales

Australia Tri Components Pty Ltd

Brasil Aplicações Eletrônicas Artimar

Israel Elina Electronics

Japan Global Electronics, Corp.

M-RF Co., Ltd.

Macnica, Inc., FNS Company

NEXTY Electronics Corp.

Sankyosha Co., Ltd.

SISTEC Co., Ltd.

Takumi Shoji Co., Ltd.

Korea Tammy's Corporation

South Africa RF Design

## Authorized Distributor



## X-ON Electronics

Largest Supplier of Electrical and Electronic Components

*Click to view similar products for [Inductor Kits & Accessories](#) category:*

*Click to view products by [Coilcraft](#) manufacturer:*

Other Similar products are found below :

[B82498X001](#) [EKDMGN08A-KIT](#) [EKDMGN011-KIT](#) [HCTI-HCTC-KIT](#) [EKDMAT02-KIT](#) [DK0051](#) [EKDMAT04-KIT](#) [HCTC-KIT](#) [744779](#)  
[VLS6045EX-KIT](#) [VLS6045EX-H-KIT](#) [TFM201610ALMA-KIT](#) [VLS5045EX-KIT](#) [CP-P36/22-2S](#) [CPV-RM12/I-1S-12PD-TZ](#) [744062](#)  
[TSTH-MM](#) [TSTH-MS](#) [TTH 50-150](#) [31743](#) [WE-1413H](#) [WE-237](#) [WE-2750H](#) [WE-279](#) [WE-2886H](#) [WE-3671H](#) [WE-3683H](#) [WE-3686](#) [WE-](#)  
[3693](#) [WE-3698H](#) [WE-3701H](#) [WE-3759](#) [CPHS-EFD20/7-1S-10P](#) [E30-K-H-12P-SS-P3002](#) [E65-54-K-H](#) [EE13-K-H-8P-SW](#) [EE13-K-V-10P-](#)  
[SW](#) [EE25\\_10\\_6-K-V-10P-YW-360](#) [EF12.6-K-H-9P-P1212](#) [EF16-K-H-8P](#) [EF16-K-H-9P-SW](#) [EF20-K-H-8P](#) [EF20-K-H-8P-SW](#) [EFD12\\_3.5-](#)  
[K-1S-8P-CPHS](#) [EFD15-K-10P-4S](#) [EFD25-K-10P-WZ7855](#) [FIRCHK](#) [CLI-EFD25](#) [TSTH-MD](#) [WE-3657H](#)