


**VERY LOW AC  
AND DC LOSSES**

# Shielded Power Inductor XEL5030



- Extremely low DCR and ultra low AC losses for high switching frequencies (2 to 5 MHz)
- Superior current handling with soft saturation characteristics
- AEC-Q200 Grade 1 (-40°C to +125°C)
- Can withstand high current spike

**Core material** Composite

**Environment** RoHS compliant, halogen free

**Terminations** RoHS compliant tin-silver (96.5/3.5) over copper. Other terminations available at additional cost.

**Weight** 0.39 – 0.58 g

**Operating voltage** 0 – 80 V

**Ambient temperature** -40°C to +125°C with (40°C) Irms current.

**Maximum part temperature** +165°C (ambient + temp rise).

**Storage temperature** Component: -55°C to +165°C.

Tape and reel packaging: -55°C to +80°C

**Resistance to soldering heat** Max three 40 second reflows at +260°C, parts cooled to room temperature between cycles

**Moisture Sensitivity Level (MSL)** 1 (unlimited floor life at <30°C / 85% relative humidity)

**Packaging** 400/7" reel; 1500/13" reel Plastic tape: 16 mm wide, 0.3 mm thick, 12 mm pocket spacing, 3.18 mm pocket depth

**PCB washing** Tested to MIL-STD-202 Method 215 plus an additional aqueous wash. See [Doc787\\_PCB\\_Washing.pdf](#).

Part number <sup>1</sup>	Inductance <sup>2</sup> ±20% (µH)	DCR (mOhms) <sup>3</sup>		SRF typ <sup>4</sup> (MHz)	Isat <sup>5</sup> (A)	Irms (A) <sup>6</sup>	
		typ	max			20°C rise	40°C rise
XEL5030-131ME_	0.13	1.53	1.83	187	44.0	25.0	35.0
XEL5030-261ME_	0.26	2.16	2.60	117	31.0	22.5	30.5
XEL5030-421ME_	0.42	3.00	3.60	84	23.5	18.0	25.0
XEL5030-601ME_	0.60	4.44	5.33	64	22.0	15.6	21.4
XEL5030-102ME_	1.0	7.00	8.40	51	16.9	11.4	15.4
XEL5030-122ME_	1.2	8.80	10.5	49	15.3	10.4	14.4
XEL5030-152ME_	1.5	9.90	11.9	45	15.0	8.6	12.2
XEL5030-222ME_	2.2	13.2	14.5	36	10.5	7.2	9.7
XEL5030-332ME_	3.3	21.2	23.3	28	8.40	5.9	8.1
XEL5030-472ME_	4.7	36.0	40.0	23	6.70	4.3	5.9

## Irms Testing

Irms testing was performed on 0.75 inch wide × 0.25 inch thick copper traces in still air.

Temperature rise is highly dependent on many factors including pcb land pattern, trace size, and proximity to other components. Therefore temperature rise should be verified in application conditions.

1. When ordering, please specify **termination** and **packaging** codes:

XEL5030-472MEC

**Termination:** E = RoHS compliant tin-silver over copper.

**Special order:** S = non-RoHS tin-lead (63/37).

**Packaging:** C = 7" machine-ready reel. EIA-481 embossed plastic tape (400 parts per full reel). Quantities less than full reel available: in tape (not machine ready) or with leader and trailer (\$25 charge).

B = Less than full reel. In an effort to simplify our part numbering system, Coilcraft is eliminating the need for multiple packaging codes. When ordering, simply change the last letter of your part number from B to C.

D = 13" machine-ready reel. EIA-481 embossed plastic tape. Factory order only, not stocked (1500 parts per full reel).

2. Inductance tested at 1 MHz, 0.1 Vrms, 0 Adc.

3. DCR measured on a micro-ohmmeter.

4. SRF measured using Agilent/HP 4395A or equivalent.

5. DC current at 25°C that causes an inductance drop of 30% (typ) from its value without current.

6. Current that causes the specified temperature rise from 25°C ambient. This information is for reference only and does not represent absolute maximum ratings.

7. Electrical specifications at 25°C.

Refer to Doc 362 "Soldering Surface Mount Components" before soldering.



www.coilcraft.com

**US** +1-847-639-6400 sales@coilcraft.com

**UK** +44-1236-730595 sales@coilcraft-europe.com

**Taiwan** +886-2-2264 3646 sales@coilcraft.com.tw

**China** +86-21-6218 8074 sales@coilcraft.com.cn

**Singapore** + 65-6484 8412 sales@coilcraft.com.sg

Document 1412-1 Revised 11/23/21

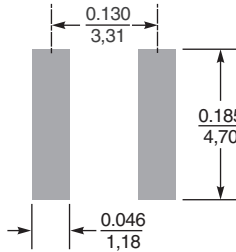
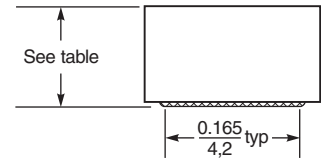
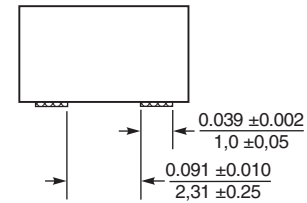
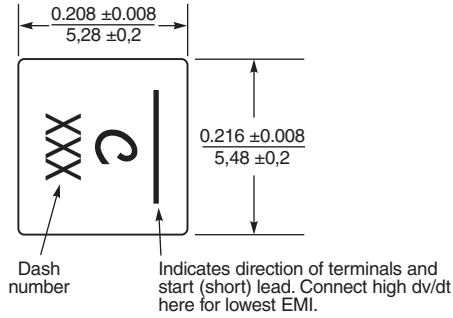
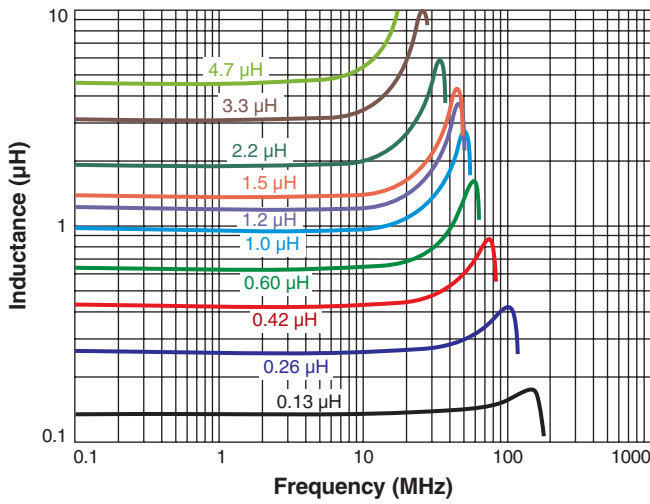
© Coilcraft Inc. 2021

This product may not be used in medical or high risk applications without prior Coilcraft approval. Specification subject to change without notice. Please check web site for latest information.

# HIGH TEMPERATURE

## Shielded Power Inductors – XEL5030

### L vs Frequency



#### Recommended Land Pattern

Dimensions are in  $\frac{\text{inches}}{\text{mm}}$

Dash number	Height* max (in / mm)
-131	0.126 / 3.2
-261	0.126 / 3.2
-421	0.126 / 3.2
-601	0.126 / 3.2
-102	0.122 / 3.1
-122	0.122 / 3.1
-152	0.122 / 3.1
-222	0.122 / 3.1
-332	0.122 / 3.1
-472	0.122 / 3.1

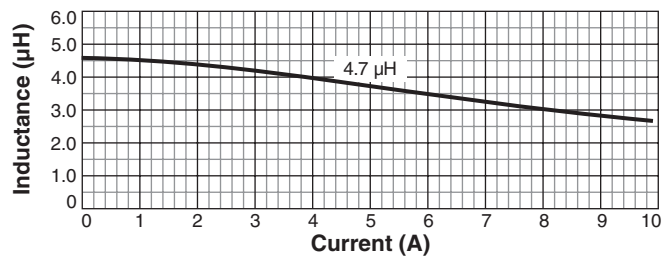
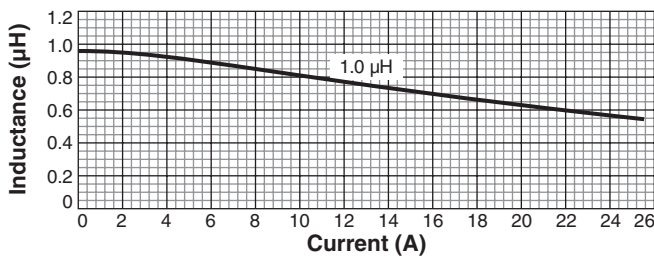
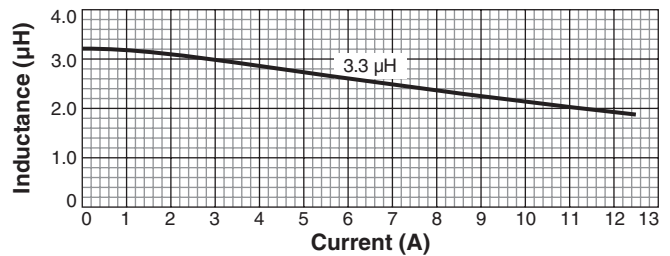
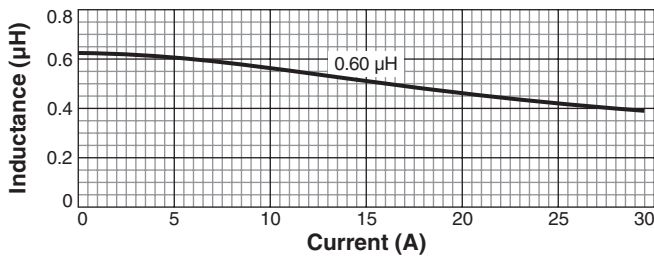
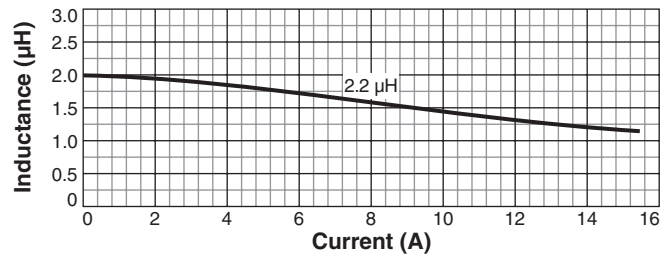
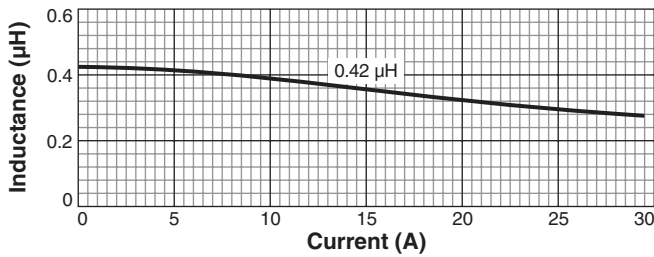
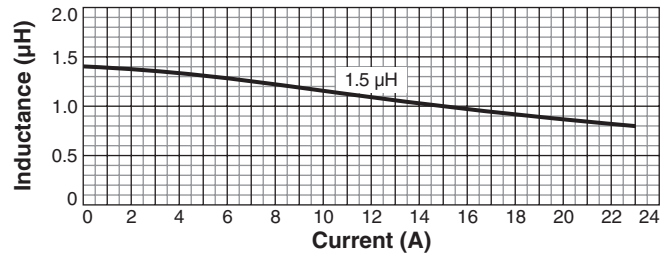
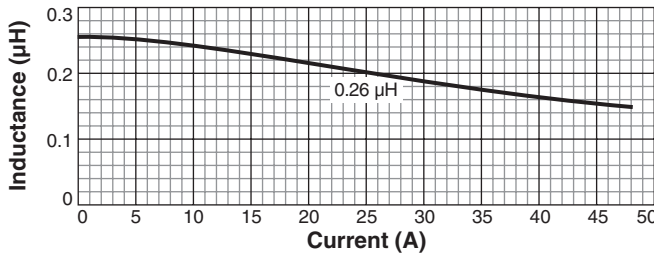
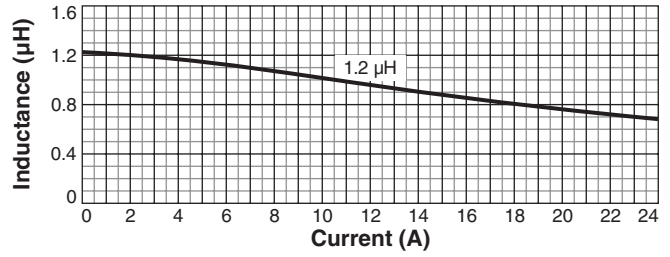
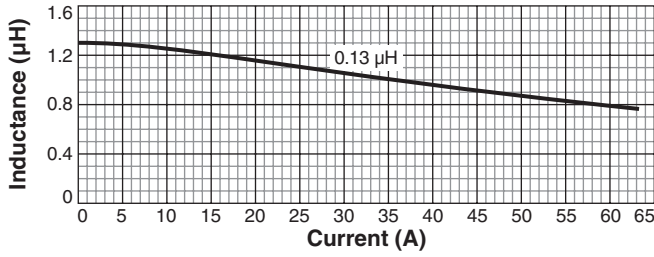
\* For optional tin-lead terminations, dimensions are for the mounted part. Dimensions before mounting can be an additional 0.005 inch / 0.13 mm.



# HIGH TEMPERATURE

## Shielded Power Inductors – XEL5030

### L vs Current



**US** +1-847-639-6400 sales@coilcraft.com  
**UK** +44-1236-730595 sales@coilcraft-europe.com  
**Taiwan** +886-2-2264 3646 sales@coilcraft.com.tw  
**China** +86-21-6218 8074 sales@coilcraft.com.cn  
**Singapore** + 65-6484 8412 sales@coilcraft.com.sg

Document 1412-3 Revised 11/23/21  
 © Coilcraft Inc. 2021  
 This product may not be used in medical or high risk applications without prior Coilcraft approval. Specification subject to change without notice. Please check web site for latest information.

## X-ON Electronics

Largest Supplier of Electrical and Electronic Components

*Click to view similar products for [Inductor Kits & Accessories](#) category:*

*Click to view products by [Coilcraft](#) manufacturer:*

Other Similar products are found below :

[B82498X001](#) [EKDMGN08A-KIT](#) [EKDMGN011-KIT](#) [HCTI-HCTC-KIT](#) [EKDMAT02-KIT](#) [DK0051](#) [EKDMAT04-KIT](#) [HCTC-KIT](#) [744779](#)  
[VLS6045EX-KIT](#) [VLS6045EX-H-KIT](#) [TFM201610ALMA-KIT](#) [VLS5045EX-KIT](#) [CP-P36/22-2S](#) [CPV-RM12/I-1S-12PD-TZ](#) [744062](#)  
[TSTH-MM](#) [TSTH-MS](#) [TTH 50-150](#) [31743](#) [WE-1413H](#) [WE-237](#) [WE-2750H](#) [WE-279](#) [WE-2886H](#) [WE-3671H](#) [WE-3683H](#) [WE-3686](#) [WE-](#)  
[3693](#) [WE-3698H](#) [WE-3701H](#) [WE-3759](#) [CPHS-EFD20/7-1S-10P](#) [E30-K-H-12P-SS-P3002](#) [E65-54-K-H](#) [EE13-K-H-8P-SW](#) [EE13-K-V-10P-](#)  
[SW](#) [EE25\\_10\\_6-K-V-10P-YW-360](#) [EF12.6-K-H-9P-P1212](#) [EF16-K-H-8P](#) [EF16-K-H-9P-SW](#) [EF20-K-H-8P](#) [EF20-K-H-8P-SW](#) [EFD12\\_3.5-](#)  
[K-1S-8P-CPHS](#) [EFD15-K-10P-4S](#) [EFD25-K-10P-WZ7855](#) [FIRCHK](#) [CLI-EFD25](#) [TSTH-MD](#) [WE-3657H](#)