




# 50/60 Hz Current Sense Transformer



This Coilcraft current sense transformer is intended for use in measuring 50/60 Hz line currents from 0.5 to 20 Amperes rms. Typical application shown below yields an output of 0.1 Volt per Ampere. The output voltage may be changed by adjusting the value of the terminating resistance ( $R_T$ ). These parts also can be used to measure 400 Hz line currents.

To request free evaluation samples, contact Coilcraft or visit [www.coilcraft.com](http://www.coilcraft.com).

**Weight** 19 g

**Terminations** Tin-silver over tin over nickel over copper

**Packaging** 30 per tray

**Isolation (hipot)** 2500 Vrms, one minute, between windings

**Moisture Sensitivity Level (MSL)** 1 (unlimited floor life at <math>-30^{\circ}\text{C}</math> / 85% relative humidity)

**Failures in Time (FIT) / Mean Time Between Failures (MTBF)** 38 per billion hours / 26,315,789 hours, calculated per Telcordia SR-332

**PCB washing** Tested to MIL-STD-202 Method 215 plus an additional aqueous wash. See [Doc787\\_PCB\\_Washing.pdf](#)

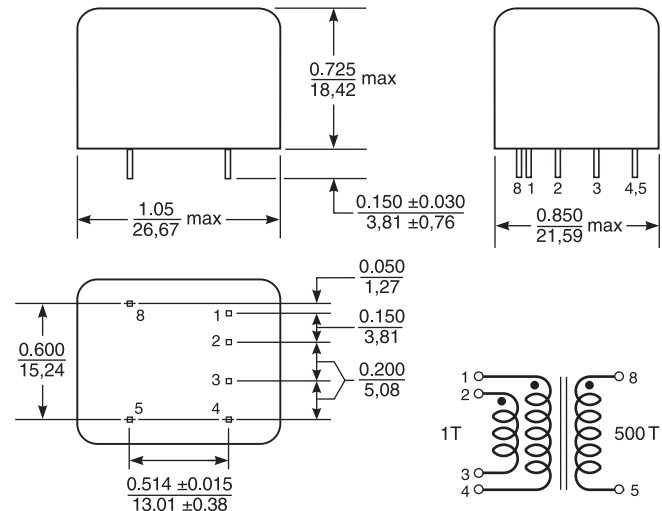
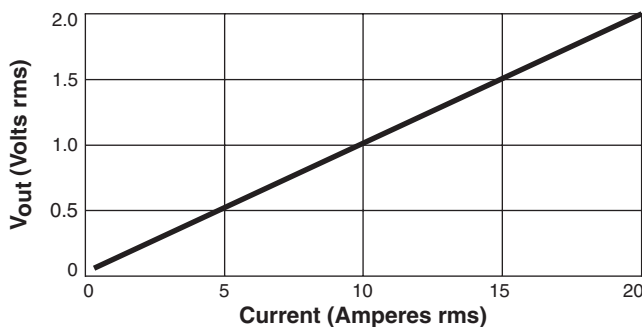
Part number	Turns (N) pri : sec	Inductance <sup>1</sup> min (mH)	DCR max (Ohms)		Frequency range <sup>2</sup> (Hz)	Sensed current range $I_{in}$	$R_T$ for 1.0 $V_{out}$ from 10 A $I_{in}$ <sup>3</sup>
			1,2 – 3,4	8 – 5			
CS2106L	1:500	75	0.007	26	50 – 400	0.5 A – 20 A	50 Ohms

1. Inductance is for the secondary, tested at 1 kHz, 0.1 Vrms.
2. Square wave response deteriorates above and below this frequency.
3. Use the following equation to determine the approximate change in output voltage/ input ampere when varying the terminating resistor:  
 $V_{out} / I_{in} = 0.1 \times (R_T / 50)$ .
4. Ambient temperature range  $-40^{\circ}\text{C}$  to  $+85^{\circ}\text{C}$ .
5. Electrical specifications at  $25^{\circ}\text{C}$ .

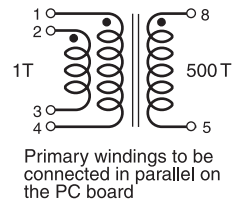
## Typical Circuit



## Typical Response (with $R_T = 50$ Ohms)



Unless specified, tolerances are  $\pm 0.005/0,127$   
All pins are 0.025/0,64 square.



Primary windings to be connected in parallel on the PC board

Dimensions are in  $\frac{\text{inches}}{\text{mm}}$



**US** +1-847-639-6400 sales@coilcraft.com  
**UK** +44-1236-730595 sales@coilcraft-europe.com  
**Taiwan** +886-2-2264 3646 sales@coilcraft.com.tw  
**China** +86-21-6218 8074 sales@coilcraft.com.cn  
**Singapore** + 65-6484 8412 sales@coilcraft.com.sg

Document 150 Revised 12/29/09  
 © Coilcraft Inc. 2018  
 This product may not be used in medical or high risk applications without prior Coilcraft approval. Specification subject to change without notice. Please check web site for latest information.

## X-ON Electronics

Largest Supplier of Electrical and Electronic Components

*Click to view similar products for [Current Transformers](#) category:*

*Click to view products by [Coilcraft](#) manufacturer:*

Other Similar products are found below :

[L595100](#) [ACST-260](#) [MP3500](#) [L595050](#) [BV EI 304 2089](#) [PACT RCP-4000A-UIRO-PT-D14](#) [PACT RCP-4000A-UIRO-PT-D19](#) [E54CT1L](#)  
[CTD-KIT](#) [44021](#) [44104](#) [44176](#) [44248](#) [45023](#) [45041](#) [45071](#) [45078](#) [PA3828NL](#) [SPCT 100/60 1200/5A VA 15 CL 0.5](#) [SPCT 100/60 1000/5A](#)  
[VA 15 CL 0.5](#) [SPCT 100/60 600/5 A VA 7.5 CL 1](#) [SPCT 100/60 600/5 A VA 5 CL 0.5](#) [SPCT 100/60 800/5 A VA 10 CL 0.5](#) [SPCT 140/100](#)  
[1200/5A VA 15 CL 0.5](#) [SPCT 140/100 1250/5A VA 15 CL 0.5](#) [SPCT 140/100 1500/5A VA 15 CL 0.5](#) [SPCT 140/100 1600/5A VA 15 CL 0.5](#)  
[SPCT 140/100 1000/5A VA 15 CL 0.5](#) [SPCT 140/100 2500/5A VA 15 CL 0.5](#) [SPCT 140/100 2000/5A VA 15 CL 0.5](#) [SPCT 140/100 3000/5A](#)  
[VA 15 CL 0.5](#) [SPCT 140/100 800/5A VA 15 CL 0.5](#) [SPCT 62/30 50/5A VA1 CL 3](#) [SPCT 62/30 60/5A VA1 CL 3](#) [SPCT 62/30 75/5A VA1 CL](#)  
[3](#) [SPCT 62/30 75/5A VA3 CL 3](#) [SPCT 62/40 100/5 A VA 1 CL 1](#) [SPCT 62/40 125/5 A VA 1 CL 1](#) [SPCT 62/40 160/5 A VA 1.5 CL 1](#) [SPCT](#)  
[62/40 200/5 A VA 2,5 CL 0,5](#) [SPCT 62/40 200/5 A VA 3 CL 1](#) [SPCT 62/40 250/5 A VA 2.5 CL 0.5](#) [SPCT 62/40 250/5 A VA 3 CL 1](#) [SPCT](#)  
[62/40 300/5 A VA 3 CL 0.5](#) [SPCT 62/40 400/5 A VA 3.75 CL 0.5](#) [2CSM029000R1211](#) [HPT205NBJ-1](#) [HCT204KFH](#) [HCT20K-QD](#)  
[HPT205A/F](#)