


# SMT Power Inductors - DO3314



- Only 3.3 mm square, 1.4 mm high!
- Handles current up to 1.7 Amps rms

**Designer's Kit C358** contains 3 each of all values

**Core material** Ferrite

**Core and winding loss** See [www.coilcraft.com/coreloss](http://www.coilcraft.com/coreloss)

**Terminations** RoHS compliant silver-palladium-platinum-glass frit. Other terminations available at additional cost.

**Weight** 45.9– 50.2 mg

**Ambient temperature** –40°C to +85°C with Irms current

**Maximum part temperature** +125°C( ambient + temp rise)

**Storage temperature** Component: –40°C to +125°C

Tape and reel packaging: –40°C to +80°C

**Resistance to soldering heat** Max three 40 second reflows at +260°C, parts cooled to room temperature between cycles

**Moisture Sensitivity Level (MSL)** 1 (unlimited floor life at <30°C / 85% relative humidity)

**Packaging** 1000/7" reel; 3500/13" reel Plastic tape: 12 mm wide, 0.23 mm thick, 8 mm pocket spacing, 1.37 mm pocket depth

**PCB washing** Tested to MIL-STD-202 Method 215 plus an additional aqueous wash. See [Doc787\\_PCB\\_Washing.pdf](#).

Part number <sup>1</sup>	L <sup>2</sup> ±20% (µH)	DCR <sup>3</sup> max (Ohms)	SRF <sup>4</sup> typ (MHz)	Isat <sup>5</sup> (A)	Irms <sup>6</sup> (A)
DO3314-102ML_	1.0	0.11	160	2.10	1.70
DO3314-152ML_	1.5	0.14	140	2.00	1.40
DO3314-222ML_	2.2	0.20	90	1.60	1.30
DO3314-332ML_	3.3	0.26	80	1.40	1.20
DO3314-472ML_	4.7	0.32	60	1.20	1.10
DO3314-682ML_	6.8	0.44	45	0.92	0.80
DO3314-822ML_	8.2	0.47	45	0.90	0.75
DO3314-103ML_	10	0.52	40	0.80	0.75
DO3314-153ML_	15	0.86	30	0.68	0.65
DO3314-223ML_	22	1.20	20	0.56	0.50
DO3314-333ML_	33	1.62	15	0.51	0.40

1. When ordering, please specify **termination** and **packaging** codes:

**DO3314-333MLC**

**Termination:** L = RoHS compliant silver-palladium-platinum-glass frit  
Special order: T = RoHS tin-silver-copper (95.5/4/0.5)  
or S = non-RoHS tin-lead (63/37).

**Packaging:** C = 7" machine-ready reel. EIA-481 embossed plastic tape (1000 parts per full reel). Quantities less than full reel available: in tape (not machine ready) or with leader and trailer (\$25 charge).

D = 13" machine-ready reel. EIA-481 embossed plastic tape (3500 parts per full reel).

B = Less than full reel. In an effort to simplify our part numbering system, Coilcraft is eliminating the need for multiple packaging codes. When ordering, simply change the last letter of your part number from B to C.

- Inductance tested at 100 kHz, 0.1 Vrms.
- DCR measured on a micro-ohmmeter.
- SRF measured using Agilent/HP 4191A or equivalent.
- DC current at which the inductance drops 10% (typ) from its value without current.
- Current that causes a 40°C temperature rise from 25°C ambient.
- Electrical specifications at 25°C.

Refer to Doc 362 "Soldering Surface Mount Components" before soldering

**SPICE models**  
ON OUR WEB SITE



[www.coilcraft.com](http://www.coilcraft.com)

**US** +1-847-639-6400 [sales@coilcraft.com](mailto:sales@coilcraft.com)

**UK** +44-1236-730595 [sales@coilcraft-europe.com](mailto:sales@coilcraft-europe.com)

**Taiwan** +886-2-2264 3646 [sales@coilcraft.com.tw](mailto:sales@coilcraft.com.tw)

**China** +86-21-6218 8074 [sales@coilcraft.com.cn](mailto:sales@coilcraft.com.cn)

**Singapore** + 65-6484 8412 [sales@coilcraft.com.sg](mailto:sales@coilcraft.com.sg)

Document 295-1 Revised 12/13/21

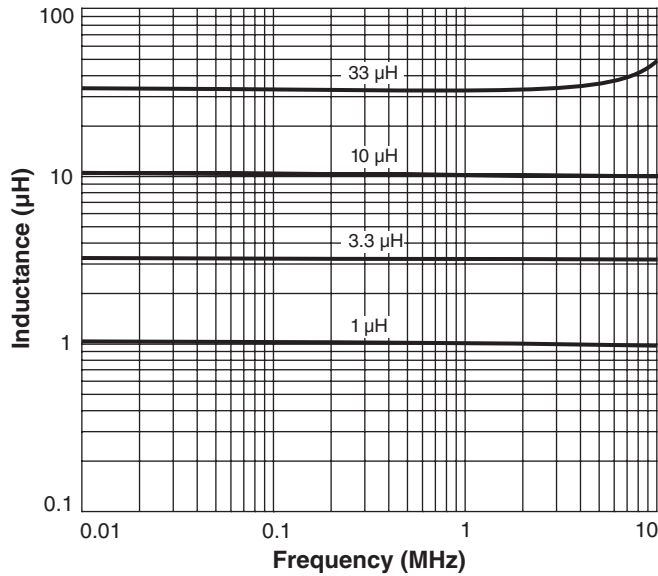
© Coilcraft Inc. 2021

This product may not be used in medical or high risk applications without prior Coilcraft approval. Specification subject to change without notice. Please check web site for latest information.

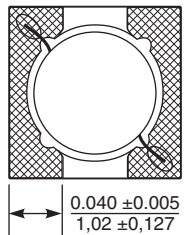
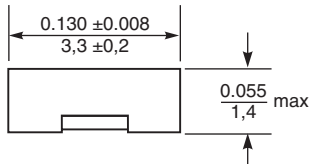
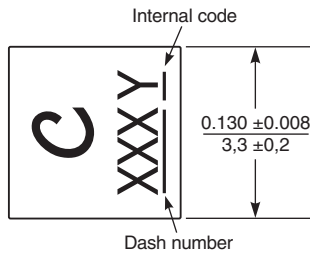
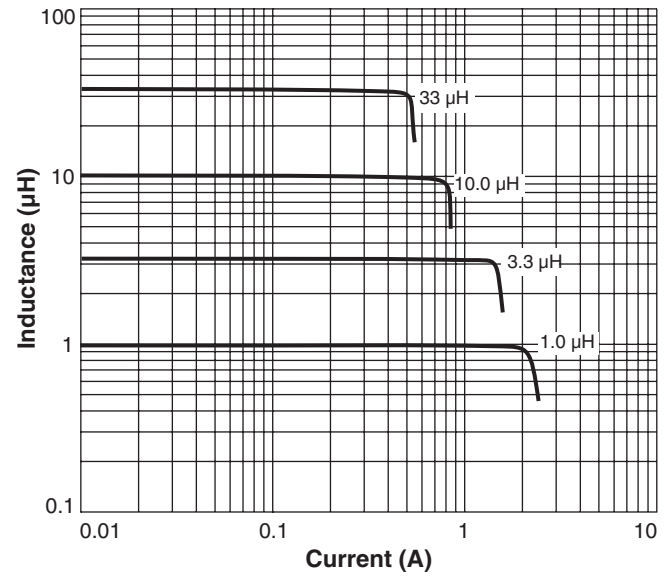


# SMT Power Inductors - DO3314 Series

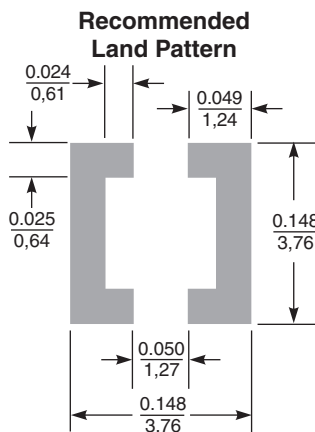
## Typical L vs Frequency



## Typical L vs Current



Dimensions are in  $\frac{\text{inches}}{\text{mm}}$



**US** +1-847-639-6400 sales@coilcraft.com  
**UK** +44-1236-730595 sales@coilcraft-europe.com  
**Taiwan** +886-2-2264 3646 sales@coilcraft.com.tw  
**China** +86-21-6218 8074 sales@coilcraft.com.cn  
**Singapore** + 65-6484 8412 sales@coilcraft.com.sg

Document 295-2 Revised 12/13/21  
 © Coilcraft Inc. 2021  
 This product may not be used in medical or high risk applications without prior Coilcraft approval. Specification subject to change without notice. Please check web site for latest information.

## X-ON Electronics

Largest Supplier of Electrical and Electronic Components

*Click to view similar products for [Fixed Inductors](#) category:*

*Click to view products by [Coilcraft](#) manufacturer:*

Other Similar products are found below :

[CR43NP-680KC](#) [CR54NP-820KC](#) [CR54NP-8R5MC](#) [CTX32CT-100](#) [70F224AI](#) [MGDQ4-00004-P](#) [MHL1ECTTP18NJ](#) [MHL1JCTTD12NJ](#)  
[PE-51506NL](#) [PE-53601NL](#) [PE-53602NL](#) [PE-53630NL](#) [PE-53824SNLT](#) [PE-92100NL](#) [PG0434.801NLT](#) [PG0936.113NLT](#) [9310-16](#) [PM06-2N7](#) [PM06-39NJ](#) [A01TK](#) [1206CS-471XJ](#) [HC2-2R2TR](#) [HC2LP-R47-R](#) [HC3-2R2-R](#) [1206CS-151XG](#) [RCH664NP-140L](#) [RCH664NP-4R7M](#)  
[RCH8011NP-221L](#) [RCP1317NP-332L](#) [RCP1317NP-391L](#) [RCR1010NP-470M](#) [RCR110DNP-331L](#) [DH2280-4R7M](#) [DS1608C-106](#) [ASPI-4020HI-R10M-T](#) [B10TJ](#) [B82477P4333M](#) [B82498B3101J000](#) [B82498B3680J000](#) [ELJ-RE27NJF2](#) [1812CS-153XJ](#) [1812CS-183XJ](#) [1812CS-223XJ](#) [1812LS-104XJ](#) [1812LS-105XJ](#) [1812LS-124XJ](#) [1812LS-154XJ](#) [1812LS-223XJ](#) [1812LS-224XJ](#) [1812LS-563XJ](#)