




Flyback Transformer

For Linear Technology LT3751
Capacitor Charger Controller



- Flyback transformer for the Linear Technology LT3751 Capacitor Charger Controller
- 120 – 377 V input; up to 500 V output
- 3000 Vrms isolation from primary to secondary windings

Core material Ferrite

Terminations RoHS tin-silver over tin over nickel over phos bronze. Other terminations available at additional cost.

Weight 23.8 g

Ambient temperature -40°C to +85°C

Storage temperature Component: -40°C to +85°C.
Tray packaging: -40°C to +80°C

Resistance to soldering heat Max three 40 second reflows at +260°C, parts cooled to room temperature between cycles

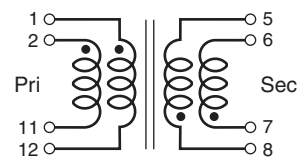
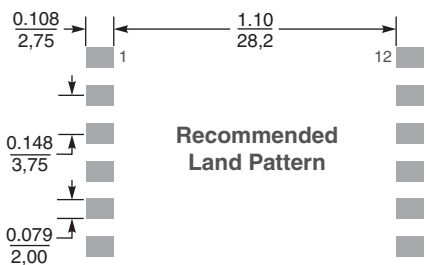
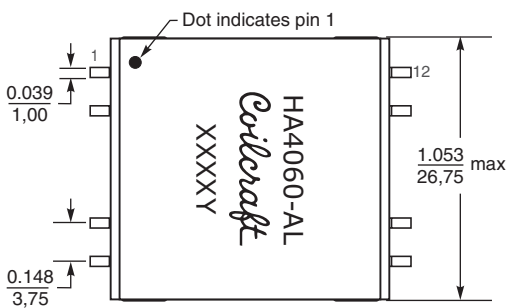
Moisture Sensitivity Level (MSL) 1 (unlimited floor life at <30°C / 85% relative humidity)

Packaging 24 per tray

PCB washing Tested with pure water or alcohol only. For other solvents, see Doc787_PCB_Washing.pdf.

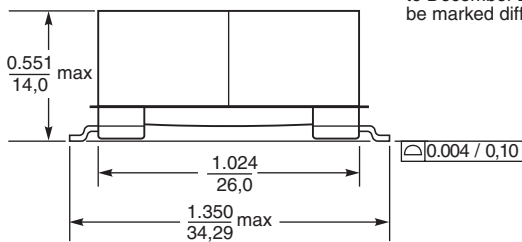
| Part number | Inductance at 0A ¹ ±10% (µH) | Inductance at I _{pk} ² min (µH) | DCR max (Ohms) ³ | | Leakage inductance ⁴ max (µH) | Turns ratio ⁵ pri:sec | I _{pk} ² (A) | Volt-time product typ (V µsec) |
|-------------|---|---|-----------------------------|------|--|----------------------------------|----------------------------------|--------------------------------|
| | | | pri | sec | | | | |
| HA4060-AL | 300 | 270 | 0.422 | 1.58 | 2.7 | 1:3 | 2.0 | 600 |

1. Inductance is measured at 100 kHz, 0.1 Vrms.
2. Peak primary current drawn at minimum input voltage.
3. DCR is with the windings connected in parallel.
4. Leakage inductance is for both windings of the primary with the secondary windings shorted.
5. Turns ratios are with the primary and secondary windings connected in parallel.
6. Electrical specifications at 25°C. Refer to Doc 362 "Soldering Surface Mount Components" before soldering.



Primary windings and secondary windings to be connected in parallel on PC board.

Parts manufactured prior to December 2011 may be marked differently.



Dimensions are in inches/mm



US +1-847-639-6400 sales@coilcraft.com
UK +44-1236-730595 sales@coilcraft-europe.com
Taiwan +886-2-2264 3646 sales@coilcraft.com.tw
China +86-21-6218 8074 sales@coilcraft.com.cn
Singapore + 65-6484 8412 sales@coilcraft.com.sg

Document 734 Revised 11/23/21
 © Coilcraft Inc. 2021
 This product may not be used in medical or high risk applications without prior Coilcraft approval. Specification subject to change without notice. Please check web site for latest information.

X-ON Electronics

Largest Supplier of Electrical and Electronic Components

Click to view similar products for [Audio Transformers](#) / [Signal Transformers](#) category:

Click to view products by [Coilcraft](#) manufacturer:

Other Similar products are found below :

[CX2041NLT](#) [MGPWT-00449-P](#) [PE-64961](#) [H1302FNLT](#) [H5008FNL](#) [H5012FNL](#) [H5020FNLT](#) [H5077NLT](#) [H5079NLT](#) [H5084FNLT](#)
[B78476A9558A003](#) [1812WBT2-4](#) [1879479-1](#) [HX2260FNL](#) [HX5014FNL](#) [EX2024FNL](#) [FL1066](#) [T1137NLT](#) [T3012NL](#) [PE-65812FNL](#) [PE-65848FNLT](#) [H1174FNL](#) [H1302FNL](#) [H5015FNL](#) [H5019EFNL](#) [H5062FNLT](#) [CX2047LNL](#) [MGPWT-00059-P](#) [MGPWT-00266-P](#) [MGPWT-00278-P](#) [MGPWT-00431-P](#) [TTC-100](#) [TTC-143-H](#) [TTC-5032-1](#) [BX1194WNLT](#) [HX1234NLT](#) [HX5008FNLT](#) [HX5019FNL](#) [HX5084NL](#) [3-1879385-5](#) [TX1263NLT](#) [4-1879391-0](#) [T1142NL](#) [HX6101FNL](#) [HX5084FNL](#) [HX1148NL](#) [HX5020FNLT](#) [HX5014FNLT](#) [T1124NL](#)
[1879732-1](#)