


# Shielded Power Inductors – LPS3010



- Ultra small 3.0 × 3.0 mm footprint; less than 1.0 mm tall
- Very low DCR; excellent current handling

**Core material** Ferrite

**Core and winding loss** See [www.coilcraft.com/coreloss](http://www.coilcraft.com/coreloss)

**Environmental** RoHS compliant, halogen free

**Terminations** RoHS compliant matte tin over nickel over silver. Other terminations available at additional cost.

**Weight** 25 – 32 mg

**Ambient temperature** –40°C to +85°C with (40°C rise) Irms current.

**Maximum part temperature** +125°C (ambient + temp rise). [Derating](#).

**Storage temperature** Component: –40°C to +125°C.

Tape and reel packaging: –40°C to +80°C

**Resistance to soldering heat** Max three 40 second reflows at +260°C, parts cooled to room temperature between cycles

**Moisture Sensitivity Level (MSL)** 1 (unlimited floor life at <30°C / 85% relative humidity)

**Packaging** 1000/7" reel; 3500/13" reel; Plastic tape: 12 mm wide, 0.23 mm thick, 8 mm pocket spacing, 1.27 mm pocket depth

**Recommended pick and place nozzle** OD: 3 mm; ID: ≤ 1.5 mm

**PCB washing** Tested to MIL-STD-202 Method 215 plus an additional aqueous wash. See [Doc787\\_PCB\\_Washing.pdf](#).

Part number <sup>1</sup>	Inductance <sup>2</sup> ±20% (µH)	DCR max <sup>3</sup> (Ohms)	SRF typ <sup>4</sup> (MHz)	Isat (A) <sup>5</sup>			Irms (A) <sup>6</sup>	
				10% drop	20% drop	30% drop	20°C rise	40°C rise
LPS3010-471MR_	0.47	0.070	370	1.8	1.9	2.0	1.3	1.80
LPS3010-681MR_	0.68	0.080	270	1.6	1.7	1.7	1.3	1.75
LPS3010-102MR_	1.0	0.085	230	1.5	1.6	1.6	1.1	1.50
LPS3010-152MR_	1.5	0.120	165	1.3	1.4	1.4	1.05	1.40
LPS3010-182MR_	1.8	0.150	150	1.2	1.2	1.3	1.00	1.40
LPS3010-222MR_	2.2	0.220	130	1.3	1.4	1.4	0.90	1.10
LPS3010-332MR_	3.3	0.220	110	0.83	0.88	0.90	0.85	1.10
LPS3010-472MR_	4.7	0.300	92	0.72	0.75	0.77	0.70	0.95
LPS3010-562MR_	5.6	0.400	80	0.67	0.69	0.71	0.60	0.78
LPS3010-682MR_	6.8	0.450	70	0.61	0.63	0.64	0.56	0.74
LPS3010-822MR_	8.2	0.520	62	0.56	0.59	0.59	0.53	0.70
LPS3010-103MR_	10	0.540	58	0.50	0.53	0.55	0.48	0.64
LPS3010-123MR_	12	0.700	47	0.46	0.49	0.50	0.44	0.58
LPS3010-153MR_	15	0.950	43	0.41	0.43	0.44	0.37	0.48
LPS3010-183MR_	18	1.10	40	0.38	0.40	0.41	0.33	0.47
LPS3010-223MR_	22	1.20	36	0.32	0.35	0.36	0.30	0.41
LPS3010-333MR_	33	2.00	27	0.25	0.27	0.28	0.26	0.35
LPS3010-473MR_	47	3.20	21	0.23	0.24	0.25	0.22	0.31
LPS3010-683MR_	68	3.50	21	0.20	0.21	0.22	0.20	0.28
LPS3010-104MR_	100	5.25	14	0.14	0.16	0.17	0.18	0.24
LPS3010-124MR_	120	6.10	12	0.13	0.15	0.15	0.14	0.19
LPS3010-154MR_	150	9.15	11	0.13	0.14	0.14	0.13	0.17
LPS3010-184MR_	180	10.1	9	0.11	0.12	0.13	0.11	0.15
LPS3010-224MR_	220	12.5	8	0.10	0.11	0.12	0.095	0.13

Coilcraft **Designer's Kit C392** contains samples of 0.56 µH to 33 µH parts (3 each) from LPS3008, LPS3010 and LPS3015. **Kit C401** contains samples of 0.56 µH to 33 µH parts (3 each) from LPS4012 and LPS4018. **Kit C402** contains samples of 220 µH to 2200 µH parts (3 each) from all five series. For details of kit contents and to order, contact Coilcraft or visit <http://order.coilcraft.com>.

1. Please specify **termination** and **packaging** codes:

#### LPS3010-224MRC

**Termination:** R= RoHS compliant matte tin over nickel over silver.

Special order, added cost:

**Q** = RoHS tin-silver-copper (95.5/4/0.5) or **P** = non-RoHS tin-lead (63/37).

**Packaging:** **C**= 7" machine-ready reel. EIA-481 embossed plastic tape (1000 parts per full reel). Quantities less than full reel available: in tape (not machine ready) or with leader and trailer (\$25 charge).

**D**= 13" machine-ready reel. EIA-481 embossed plastic tape. Factory order only, not stocked (3500 parts per full reel).

**B**= Less than full reel. In an effort to simplify our part numbering system, Coilcraft is eliminating the need for multiple packaging codes. When ordering, simply change the last letter of your part number from B to C.

2. Inductance tested at 100 kHz, 0.1 Vrms using an Agilent/HP 4192A. Inductance at 1 MHz is the same for parts with SRF ≥ 10 MHz.
3. DCR measured on a micro-ohmmeter.
4. SRF measured using an Agilent/HP 8753ES or equivalent.
5. DC current at 25°C that causes the specified inductance drop from its value without current. [Click for temperature derating information](#).
6. Current that causes the specified temperature rise from 25°C ambient. This information is for reference only and does not represent absolute maximum ratings. [Click for temperature derating information](#).
7. Electrical specifications at 25°C. Refer to Doc 362 "Soldering Surface Mount Components" before soldering.



[www.coilcraft.com](http://www.coilcraft.com)

**US** +1-847-639-6400 [sales@coilcraft.com](mailto:sales@coilcraft.com)

**UK** +44-1236-730595 [sales@coilcraft-europe.com](mailto:sales@coilcraft-europe.com)

**Taiwan** +886-2-2264 3646 [sales@coilcraft.com.tw](mailto:sales@coilcraft.com.tw)

**China** +86-21-6218 8074 [sales@coilcraft.com.cn](mailto:sales@coilcraft.com.cn)

**Singapore** + 65-6484 8412 [sales@coilcraft.com.sg](mailto:sales@coilcraft.com.sg)

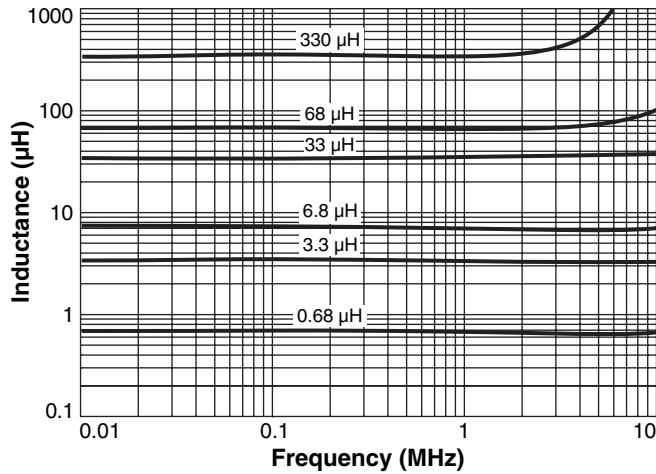
Document 428-1 Revised 10/21/21

© Coilcraft Inc. 2021

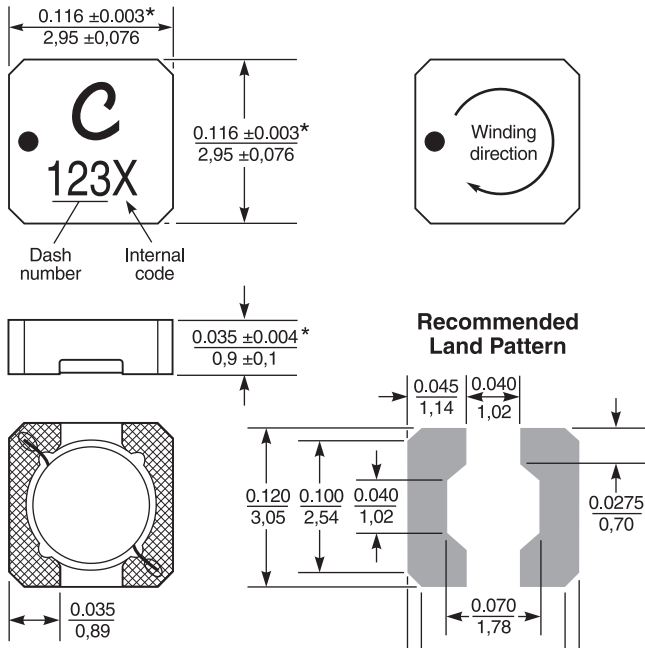
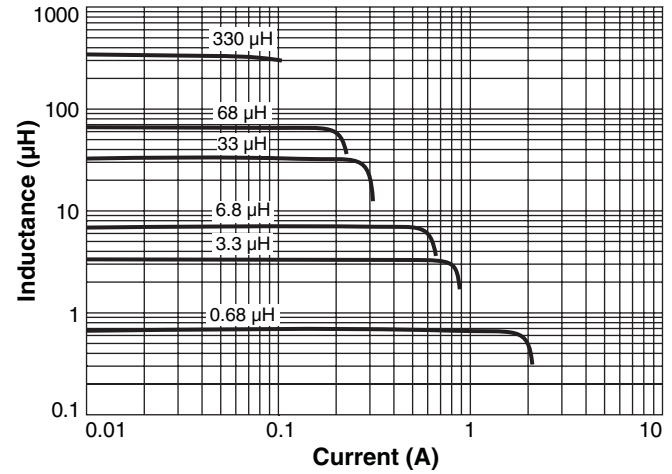
This product may not be used in medical or high risk applications without prior Coilcraft approval. Specification subject to change without notice. Please check web site for latest information.

# Shielded SMT Power Inductors – LPS3010 Series

## L vs Frequency



## L vs Current

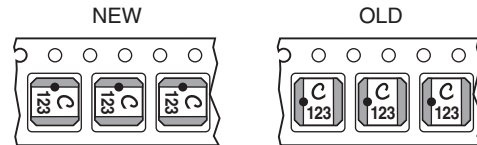


\* Dimensions are of the case not including the termination. For maximum overall dimensions including the termination, add 0.005 in / 0.13 mm.  
For optional tin-lead and tin-silver-copper terminations, dimensions are for the mounted part. Dimensions before mounting can be an additional 0.005 inch / 0.13 mm).

Dimensions are in  $\frac{\text{inches}}{\text{mm}}$

**Packaging** 1000/7" reel; 3500/13" reel; Plastic tape: 12 mm wide, 0.23 mm thick, 8 mm pocket spacing, 1.27 mm pocket depth

**NOTE NEW PART ORIENTATION** Parts are rotated 90° in the packaging tape compared to previous versions of this product.



## X-ON Electronics

Largest Supplier of Electrical and Electronic Components

*Click to view similar products for [Fixed Inductors](#) category:*

*Click to view products by [Coilcraft](#) manufacturer:*

Other Similar products are found below :

[CR43NP-680KC](#) [CR54NP-820KC](#) [CR54NP-8R5MC](#) [CTX32CT-100](#) [70F224AI](#) [MGDQ4-00004-P](#) [MHL1ECTTP18NJ](#) [MHL1JCTTD12NJ](#)  
[PE-51506NL](#) [PE-53601NL](#) [PE-53602NL](#) [PE-53630NL](#) [PE-53824SNLT](#) [PE-92100NL](#) [PG0434.801NLT](#) [PG0936.113NLT](#) [9310-16](#) [PM06-2N7](#) [PM06-39NJ](#) [A01TK](#) [1206CS-471XJ](#) [HC2-2R2TR](#) [HC2LP-R47-R](#) [HC3-2R2-R](#) [1206CS-151XG](#) [RCH664NP-140L](#) [RCH664NP-4R7M](#)  
[RCH8011NP-221L](#) [RCP1317NP-332L](#) [RCP1317NP-391L](#) [RCR1010NP-470M](#) [RCR110DNP-331L](#) [DH2280-4R7M](#) [DS1608C-106](#) [ASPI-4020HI-R10M-T](#) [B10TJ](#) [B82477P4333M](#) [B82498B3101J000](#) [B82498B3680J000](#) [ELJ-RE27NJF2](#) [1812CS-153XJ](#) [1812CS-183XJ](#) [1812CS-223XJ](#) [1812LS-104XJ](#) [1812LS-105XJ](#) [1812LS-124XJ](#) [1812LS-154XJ](#) [1812LS-223XJ](#) [1812LS-224XJ](#) [1812LS-563XJ](#)