

SMT Power Inductors – MSS1278



- 12.3 × 12.3 mm footprint; 8 mm high shielded inductors
- Low DCR and excellent current handling

Designer's Kit C380 contains 3 each of all values.

Core material Ferrite

Core and winding loss See www.coilcraft.com/coreloss

Terminations RoHS compliant matte tin over nickel over phos bronze. Other terminations available at additional cost.

Weight: 3.8 – 4.6 g

Ambient temperature –40°C to +85°C with (40°C rise) Irms current.

Maximum part temperature +125°C (ambient + temp rise). [Derating](#).

Storage temperature Component: –40°C to +125°C.

Tape and reel packaging: –40°C to +80°C

Resistance to soldering heat Max three 40 second reflows at +260°C, parts cooled to room temperature between cycles

Moisture Sensitivity Level (MSL) 1 (unlimited floor life at <30°C / 85% relative humidity)

Packaging 500/13" reel; Plastic tape: 24 mm wide, 0.5 mm thick, 16 mm pocket spacing, 8.7 mm pocket depth

PCB washing Tested to MIL-STD-202 Method 215 plus an additional aqueous wash. See [Doc787_PCB_Washing.pdf](#).

Part number ¹	Inductance ² (µH)	DCR ³ (mOhms)		SRF typ ⁴ (MHz)	Isat (A) ⁵			Irms (A) ⁶	
		typ	max		10% drop	20% drop	30% drop	20°C rise	40°C rise
MSS1278-142ML_	1.4 ±20%	8.8	9.8	80.0	25.2	28.6	30.6	7.00	10.00
MSS1278-472ML_	4.7 ±20%	13.9	15.5	30.0	13.7	15.2	15.9	4.30	6.20
MSS1278-562ML_	5.6 ±20%	15.7	17.5	24.0	12.2	13.7	14.6	4.30	6.20
MSS1278-682ML_	6.8 ±20%	19.1	21.3	21.0	11.3	12.7	13.7	4.20	6.00
MSS1278-822ML_	8.2 ±20%	20.3	22.6	20.0	10.1	11.5	12.3	4.10	5.90
MSS1278-103ML_	10 ±20%	21.8	24.3	17.0	9.36	10.6	11.2	4.00	5.70
MSS1278-123ML_	12 ±20%	23.2	25.8	15.0	8.84	10.0	10.7	3.70	5.20
MSS1278-153ML_	15 ±20%	27.9	31.0	13.0	7.30	8.36	9.00	3.50	4.90
MSS1278-183ML_	18 ±20%	30.8	34.3	12.0	6.10	7.10	7.74	3.00	4.50
MSS1278-223ML_	22 ±20%	35.5	39.5	11.0	6.04	6.78	7.24	2.90	4.00
MSS1278-273ML_	27 ±20%	45.0	50.0	10.0	5.80	6.56	7.02	2.60	3.60
MSS1278-333ML_	33 ±20%	61.9	68.8	9.5	5.22	5.90	6.30	2.30	3.10
MSS1278-393ML_	39 ±20%	69.1	76.8	8.5	4.68	5.42	5.80	2.10	3.00
MSS1278-473ML_	47 ±20%	72.3	80.4	7.5	4.40	5.02	5.32	2.00	2.90
MSS1278-563ML_	56 ±20%	80.2	89.2	7.0	4.02	4.60	4.90	1.90	2.70
MSS1278-683ML_	68 ±20%	91.3	101.5	6.5	3.40	3.86	4.26	1.80	2.60
MSS1278-823ML_	82 ±20%	125.9	139.9	5.0	3.12	3.58	3.80	1.60	2.30
MSS1278-104ML_	100 ±20%	135.1	150.2	4.5	2.88	3.28	3.52	1.50	2.20
MSS1278-124KL_	120 ±10%	182.3	202.6	4.3	2.62	3.00	3.24	1.40	1.90
MSS1278-154KL_	150 ±10%	216.5	240.6	4.1	2.48	2.86	3.02	1.30	1.80
MSS1278-184KL_	180 ±10%	229.0	254.5	4.0	2.26	2.58	2.74	1.20	1.70
MSS1278-224KL_	220 ±10%	323.6	359.6	3.4	1.96	2.22	2.36	1.00	1.60
MSS1278-274KL_	270 ±10%	415.6	461.8	3.1	1.74	2.04	2.18	0.90	1.20
MSS1278-334KL_	330 ±10%	487.3	541.5	2.9	1.66	1.86	2.00	0.80	1.00
MSS1278-394KL_	390 ±10%	533.6	592.9	2.7	1.52	1.72	1.88	0.75	1.00
MSS1278-474KL_	470 ±10%	707.5	786.2	2.2	1.34	1.54	1.64	0.66	0.90
MSS1278-564KL_	560 ±10%	777.4	863.8	2.0	1.24	1.42	1.50	0.60	0.80
MSS1278-684KL_	680 ±10%	1045	1162	1.7	1.16	1.28	1.38	0.55	0.75
MSS1278-824KL_	820 ±10%	1166	1296	1.4	1.04	1.16	1.26	0.50	0.70
MSS1278-105KL_	1000 ±10%	1334	1483	1.3	0.97	1.10	1.14	0.48	0.68

1. Please specify **termination** and **packaging** codes:

MSS1278-105KLD

Termination: L = RoHS compliant matte tin over nickel over phos bronze.
Special order:
T = RoHS tin-silver-copper (95.5/4/0.5) or S = non-RoHS tin-lead (63/37).

Packaging: D = 13" machine-ready reel. EIA-481 embossed plastic tape (500 parts per full reel). Quantities less than full reel available: in tape (not machine ready) or with leader and trailer (\$25 charge).

B = Less than full reel. In an effort to simplify our part numbering system, Coilcraft is eliminating the need for multiple packaging codes. When ordering, simply change the last letter of your part number from B to D.

2. Inductance tested at 100 kHz, 0.1 Vrms, 0 Adc using an Agilent/HP 4263B LCR meter or equivalent.
3. DCR measured on a micro-ohmmeter and a Coilcraft CCF858 test fixture.
4. SRF measured using an Agilent/HP 4191A or equivalent.
5. DC current at 25°C that causes the specified inductance drop from its value without current. [Click for temperature derating information.](#)
6. Current that causes the specified temperature rise from 25°C ambient. This information is for reference only and does not represent absolute maximum ratings. [Click for temperature derating information.](#)
7. Electrical specifications at 25°C. Refer to Doc 362 "Soldering Surface Mount Components" before soldering.



www.coilcraft.com

US +1-847-639-6400 sales@coilcraft.com
UK +44-1236-730595 sales@coilcraft-europe.com
Taiwan +886-2-2264 3646 sales@coilcraft.com.tw
China +86-21-6218 8074 sales@coilcraft.com.cn
Singapore + 65-6484 8412 sales@coilcraft.com.sg

Document 322-1 Revised 01/28/22

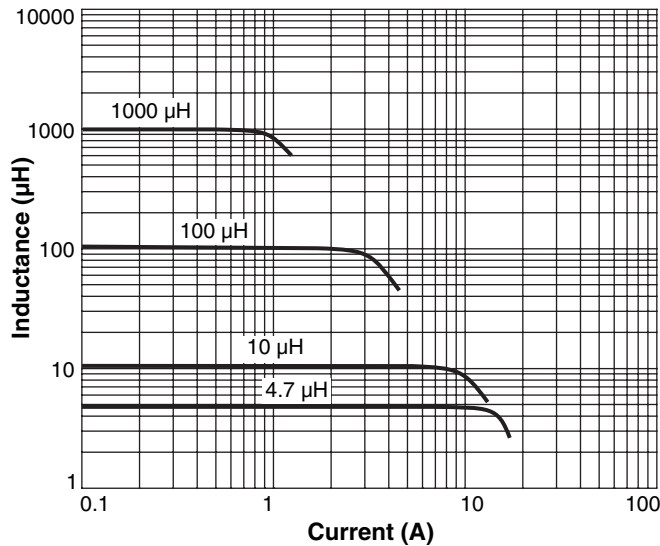
© Coilcraft Inc. 2022

This product may not be used in medical or high risk applications without prior Coilcraft approval. Specification subject to change without notice. Please check web site for latest information.

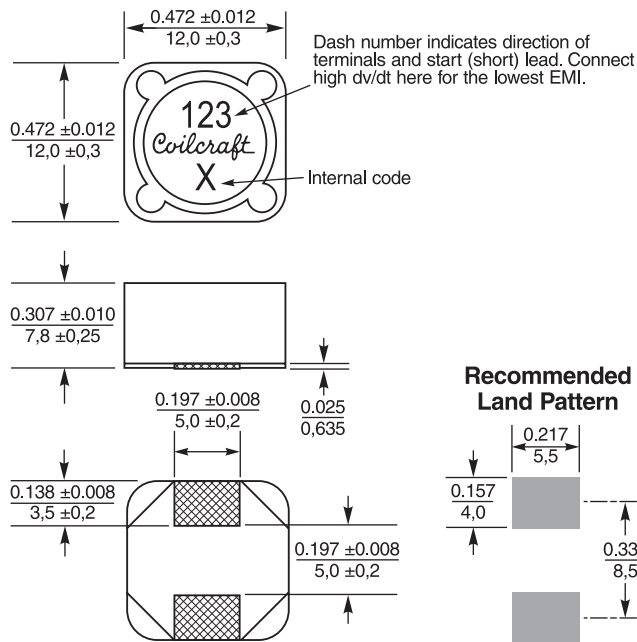
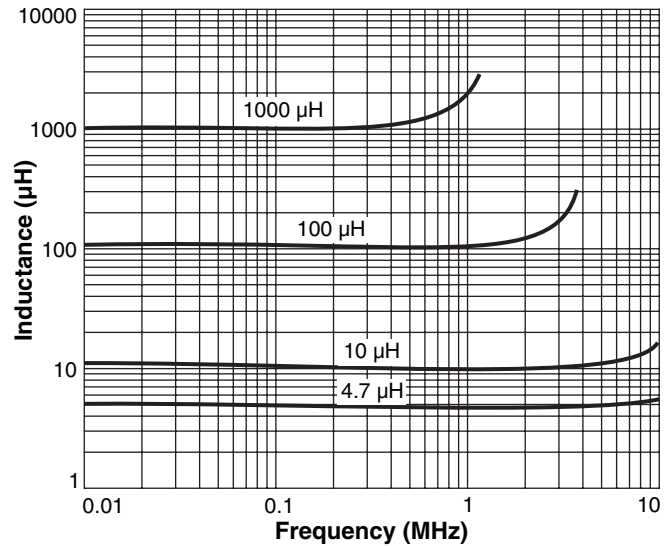


SMT Power Inductors – MSS1278

Typical L vs Current



Typical L vs Frequency



Dimensions are in inches
mm



US +1-847-639-6400 sales@coilcraft.com
 UK +44-1236-730595 sales@coilcraft-europe.com
 Taiwan +886-2-2264 3646 sales@coilcraft.com.tw
 China +86-21-6218 8074 sales@coilcraft.com.cn
 Singapore + 65-6484 8412 sales@coilcraft.com.sg

SPICE models ON OUR WEB SITE

Document 322-2 Revised 01/28/22

© Coilcraft Inc. 2022

This product may not be used in medical or high risk applications without prior Coilcraft approval. Specification subject to change without notice. Please check web site for latest information.

X-ON Electronics

Largest Supplier of Electrical and Electronic Components

Click to view similar products for [Fixed Inductors](#) category:

Click to view products by [Coilcraft](#) manufacturer:

Other Similar products are found below :

[CR32NP-100KC](#) [70F224AI](#) [MHQ1005P10NJ](#) [MHQ1005P1N0S](#) [MHQ1005P2N4S](#) [MHQ1005P3N6S](#) [MHQ1005P5N1S](#) [MHQ1005P8N2J](#)
[PE-53601NL](#) [PE-53602NL](#) [PG0936.113NLT](#) [9220-20](#) [9310-16](#) [PM06-2N7](#) [PM06-39NJ](#) [A01TK](#) [1206CS-471XJ](#) [HC2-R47-R](#) [HC8-1R2-R](#)
[HCF1305-3R3-R](#) [1206CS-151XG](#) [RCH664NP-4R7M](#) [RCP1317NP-391L](#) [DH2280-4R7M](#) [DS1608C-106](#) [B10TJ](#) [B82498B3101J000](#) [ELJ-](#)
[RE27NJF2](#) [1812CS-153XJ](#) [1812CS-183XJ](#) [1812CS-223XJ](#) [1812LS-104XJ](#) [1812LS-105XJ](#) [1812LS-124XJ](#) [1812LS-154XJ](#) [1812LS-223XJ](#)
[1812LS-224XJ](#) [1812LS-563XJ](#) [1812LS-683XJ](#) [1812LS-824XJ](#) [NIN-FB101JTR110F](#) [NIN-FB471JTR62F](#) [NIN-FC1R5JTR220F](#) [NIN-](#)
[HCR15JTRF](#) [NIN-HCR33JTRF](#) [NIN-HDR22JTRF](#) [NIN-HDR82JTRF](#) [NIN-HK2N7STRF](#) [NIN-PA150KTR370F](#) [NIN-PB100KTR550F](#)