


Flyback Transformer

For Linear Technology
LT8584



- Developed for Linear Technology LT8584 Isolated Monolithic Active Cell Balancer
- Designed to operate at 140 kHz
- Rated for 7–12 Watts
- 1500 Vrms, one minute isolation between primary and secondary

Core material Ferrite

Terminations RoHS tin-silver-copper over tin over nickel over phos bronze. Other terminations available at additional cost.

Weight 3.9 – 4.2 g

Ambient temperature –40°C to +85°C

Maximum part temperature +85°C (ambient + temp rise)

Storage temperature Component: –40°C to +85°C.

Tape and reel packaging: –40°C to +80°C

Resistance to soldering heat Max three 40 second reflows at +260°C, parts cooled to room temperature between cycles

Moisture Sensitivity Level (MSL) 1 (unlimited floor life at <30°C / 85% relative humidity)

Failures in Time (FIT) / Mean Time Between Failures (MTBF)

38 per billion hours / 26,315,789 hours, calculated per Telcordia SR-332

Packaging 200 per 13" reel Plastic tape: 32 mm wide, 0.5 mm thick, 24 mm pocket spacing, 11.2 mm pocket depth

PCB washing Tested to MIL-STD-202 Method 215 plus an additional aqueous wash. See [Doc787 PCB Washing.pdf](#).

Part number ¹	Input voltage (V)	Inductance at 0 A ² ±10% (µH)	Inductance at I _{pk} ³ min (µH)	DCR max (Ohms) ⁴		Leakage inductance max (µH) ⁵	Turns ratio ⁶ pri : sec	I _{pk} ³ (A)	Output voltage (V)
				pri	sec				
NA6252-AL_	2–8	4.0	3.6	0.010	0.053	0.075	1 : 1.33	7.0	9–36
NA5920-AL_	2–8	4.0	3.2	0.013	5.15	0.050	1 : 24	7.0	100–400

1. When ordering, please specify **packaging** code:

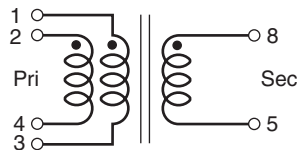
NA6252-ALD

Packaging: D = 13" machine-ready reel. EIA-481 embossed plastic tape (200 parts per full reel).

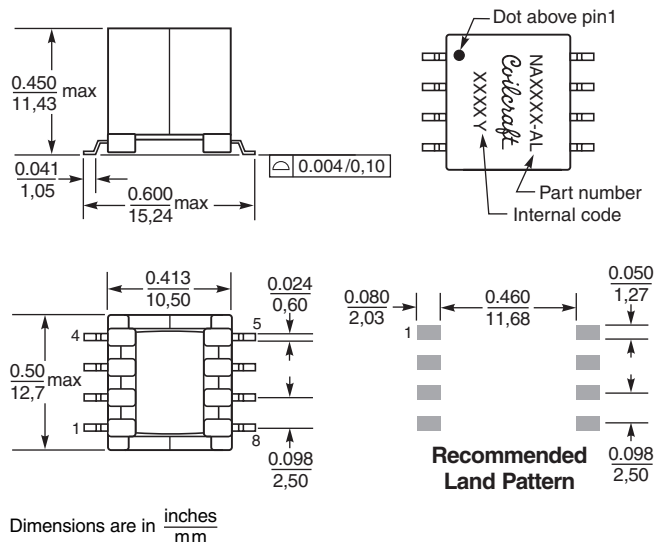
B = Less than full reel. In tape, but not machine ready. To have a leader and trailer added (\$25 charge), use code letter D instead.

- Inductance is for the primary, measured at 150 kHz, 0.1 Vrms, 0 Adc.
- I_{pk} is peak primary current drawn at minimum input voltage.
- DCR for the primary is measured with windings connected in parallel.
- Leakage inductance is for the primary, measured with secondary pins shorted.
- Turns ratio is with the primary windings connected in parallel.
- Electrical specifications at 25°C.

Refer to Doc 362 "Soldering Surface Mount Components" before soldering.



Primary windings to be connected in parallel on PC board



X-ON Electronics

Largest Supplier of Electrical and Electronic Components

Click to view similar products for [Audio Transformers](#) / [Signal Transformers](#) category:

Click to view products by [Coilcraft](#) manufacturer:

Other Similar products are found below :

[CX2041NLT](#) [MGPWT-00449-P](#) [PE-64961](#) [H1302FNLT](#) [H5008FNL](#) [H5012FNL](#) [H5020FNLT](#) [H5077NLT](#) [H5079NLT](#) [H5084FNLT](#)
[B78476A9558A003](#) [1812WBT2-4](#) [1879479-1](#) [HX2260FNL](#) [HX5014FNL](#) [EX2024FNL](#) [FL1066](#) [T1137NLT](#) [T3012NL](#) [PE-65812FNL](#) [PE-65848FNLT](#) [H1174FNL](#) [H1302FNL](#) [H5015FNL](#) [H5019EFNL](#) [H5062FNLT](#) [CX2047LNL](#) [MGPWT-00059-P](#) [MGPWT-00266-P](#) [MGPWT-00278-P](#) [MGPWT-00431-P](#) [TTC-100](#) [TTC-143-H](#) [TTC-5032-1](#) [BX1194WNLT](#) [HX1234NLT](#) [HX5008FNLT](#) [HX5019FNL](#) [HX5084NL](#) [3-1879385-5](#) [TX1263NLT](#) [4-1879391-0](#) [T1142NL](#) [HX6101FNL](#) [HX5084FNL](#) [HX1148NL](#) [HX5020FNLT](#) [HX5014FNLT](#) [T1124NL](#)
[1879732-1](#)