



Flyback Transformers for PoE



- Flyback transformers for 6 W and 13 W PoE applications
- Designed to operate with 36 – 72 V input at 250 kHz
- 1500 Vrms. one minute isolation primary and bias to secondary

Designer's Kit C372 contains two samples of parts shown in bold

Core material Ferrite

Terminations RoHS tin-silver over tin over nickel over phos bronze. Other terminations available at additional cost.

Weight 5.0 – 5.6 g

Ambient temperature –40°C to +125°C

Storage temperature Component: –40°C to +125°C.

Tape and reel packaging: –40°C to +80°C

Resistance to soldering heat Max three 40 second reflows at +260°C, parts cooled to room temperature between cycles

Moisture Sensitivity Level (MSL) 1 (unlimited floor life at <30°C / 85% relative humidity)

Failures in Time (FIT) / Mean Time Between Failures (MTBF)

38 per billion hours / 26,315,789 hours, calculated per Telcordia SR-332

Packaging 200 per 13" reel Plastic tape: 44 mm wide, 0.4 mm thick, 28 mm pocket spacing, 9.6 mm pocket depth

PCB washing Tested with pure water or alcohol only. For other solvents, see Doc787_PCB_Washing.pdf.

Part number ¹	Power (W)	Inductance		DCR max (Ohms) ⁴			Leakage inductance ⁵ max (μH)	Turns ratios ⁶		Ipk ³ (A)	Output ⁷
		at 0A ² ±10% (μH)	at Ipk ³ min (μH)	pri	sec	bias		pri:sec	pri:bias		
POE60F-18L	6	75.0	67.5	0.195	0.005	0.195	8.0	1:0.07	1:0.36	1.3	1.8V, 3.3A
POE60F-25L	6	55.0	49.5	0.095	0.005	0.150	4.6	1:0.08	1:0.33	1.2	2.5V, 2.4A
POE60F-33L	6	65.0	58.5	0.138	0.007	0.180	3.9	1:0.11	1:0.36	1.2	3.3V, 1.8A
POE60F-50L	6	60.0	54.0	0.130	0.009	0.165	2.3	1:0.15	1:0.35	1.1	5.0V, 1.2A
POE60F-12L	6	55.0	49.5	0.095	0.017	0.150	0.7	1:0.35	1:0.35	1.1	12V, 0.5A
POE13F-18L	13	45.0	40.5	0.195	0.005	0.195	7.9	1:0.07	1:0.36	2.3	1.8V, 7.2A
POE13F-25L	13	35.0	31.5	0.095	0.005	0.150	4.2	1:0.08	1:0.33	2.2	2.5V, 5.2A
POE13F-33L	13	40.0	36.0	0.138	0.007	0.180	3.4	1:0.11	1:0.36	2.2	3.3V, 3.9A
POE13F-50L	13	40.0	36.0	0.130	0.009	0.165	1.9	1:0.15	1:0.35	2.1	5.0V, 2.6A
POE13F-12L	13	35.0	31.5	0.095	0.017	0.150	0.6	1:0.35	1:0.35	2.0	12V, 1.1A
POE13F-19L	13	37.0	33.3	0.085	0.025	0.385	0.4	1:0.57	1:0.35	2.0	19.5V, 0.67A
POE13F-24L	13	37.0	33.3	0.086	0.049	0.370	0.4	1:0.67	1:0.33	2.0	24V, 0.54A

1. When ordering, please specify **packaging** code:

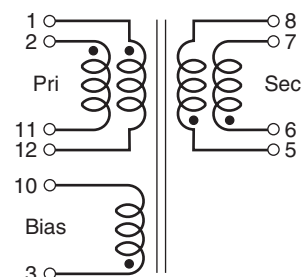
POE13F-12LD

Packaging: **D** = 13" machine-ready reel. EIA-481 embossed plastic tape (200 parts per full reel).

B = Less than full reel. In tape, but not machine ready. To have a leader and trailer added (\$25 charge), use code letter D instead.

- Inductance is for the primary, measured at 250 kHz, 0.3 Vrms.
- Peak primary current drawn at minimum input voltage.
- DCR for the primary and for the secondary are with the windings connected in parallel.
- Leakage inductance is for the primary windings with the secondary windings shorted.
- Turns ratios are with the primary the secondary windings connected in parallel.
- Output of the secondary is with the windings connected in parallel. Bias winding output is 12 V, 20 mA.
- Electrical specifications at 25°C.

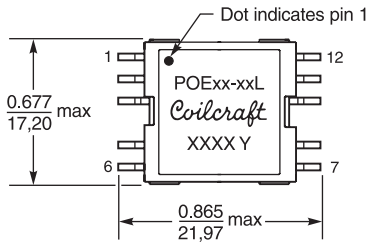
Refer to Doc 362 "Soldering Surface Mount Components" before soldering.



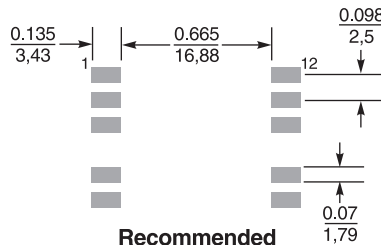
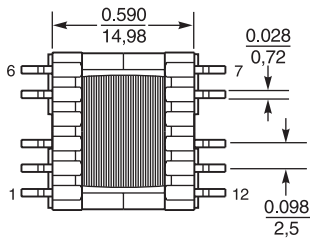
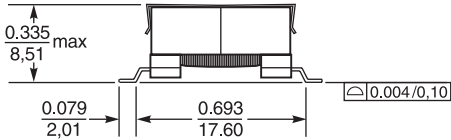
Primary windings and secondary windings to be connected in parallel on PCB board.



Flyback Transformers for PoE



Parts manufactured prior to November, 2011 may be marked differently.



Dimensions are in $\frac{\text{inches}}{\text{mm}}$



US +1-847-639-6400 sales@coilcraft.com
UK +44-1236-730595 sales@coilcraft-europe.com
Taiwan +886-2-2264 3646 sales@coilcraft.com.tw
China +86-21-6218 8074 sales@coilcraft.com.cn
Singapore + 65-6484 8412 sales@coilcraft.com.sg

Document 381-2 Revised 08/24/12

© Coilcraft Inc. 2013

This product may not be used in medical or high risk applications without prior Coilcraft approval. Specification subject to change without notice. Please check web site for latest information.

X-ON Electronics

Largest Supplier of Electrical and Electronic Components

Click to view similar products for [Audio Transformers](#) / [Signal Transformers](#) category:

Click to view products by [Coilcraft](#) manufacturer:

Other Similar products are found below :

[CU4S0506AT-2655-H1](#) [CX2041NLT](#) [MGPWT-00449-P](#) [PE-64961](#) [H5020FNLT](#) [H5077NLT](#) [1812WBT2-4](#) [1879479-1](#) [PA1528ANL](#)
[T1137NLT](#) [T3012NL](#) [PE-65812FNL](#) [PE-65848FNLT](#) [H5019EFNL](#) [MET-14](#) [MGPWT-00059-P](#) [MGPWT-00266-P](#) [MGPWT-00278-P](#)
[MGPWT-00431-P](#) [TTC-100](#) [TTC-143-H](#) [TX1263NLT](#) [4-1879391-0](#) [100213](#) [T1142NL](#) [HX5020FNLT](#) [HX5014FNLT](#) [T1124NL](#) [1879732-1](#)
[2-1879391-5](#) [B8846NL](#) [MABA-010321-CT1A42](#) [TX1341NL](#) [H0013FNL](#) [H5020FNL](#) [H2009FNLT](#) [H5004NLT](#) [SP-67-B](#) [X-1619](#)
[T5008NLT](#) [PE-68517T](#) [HX5084FNLT](#) [H5014FNLT](#) [TX1473NLT](#) [PE-69011NLT](#) [CX2043LNLT](#) [H7137FNLT](#) [H1259NLT](#) [LM-LP-1005L](#)
[H0013NLT](#)