


Flyback Transformer

For Silicon Labs Si88xx
Isolated DC-DC Converter



- Developed for use with Silicon Labs Si88xx isolated dc-dc-converter reference designs.
- 2500 Vrms, one minute isolation from primary to secondary
- Ultra-miniature flyback transformer, measures only 10 × 12 × 6 mm
- AEC-200 Grade 1 qualified (−40°C to +125°C ambient)

Core material Ferrite

Terminations RoHS tin-silver-copper (95.5/3.8/0.7) over tin over nickel over phos bronze.

Weight 0.9 g

Ambient temperature −40°C to +125°C

Maximum part temperature +135°C

Storage temperature Component: −40°C to +135°C.

Tape and reel packaging: −40°C to +80°C

Resistance to soldering heat Max three 40 second reflows at

+260°C, parts cooled to room temperature between cycles

Moisture Sensitivity Level (MSL) 1 (unlimited floor life at <30°C / 85% relative humidity)

Failures in Time (FIT) / Mean Time Between Failures (MTBF)

38 per billion hours / 26,315,789 hours, calculated per Telcordia SR-332

Packaging 600 per 13" reel Plastic tape: 24 mm wide, 0.37 mm thick, 16 mm pocket spacing, 6.1 mm pocket depth

PCB washing Tested to MIL-STD-202 Method 215 plus an additional aqueous wash. See [Doc787_PCB_Washing.pdf](#).

Part number ¹	Input voltage (V)	Inductance ² ±5% (µH)	Leakage inductance ³ max (µH)	DCR max (Ohms)		Turns ratio pri:sec	Isolation ⁴ (Vrms)	Isat ⁵ (A)	Output
				pri	sec				
TA7608-AL_	3.0 – 5.5	2.0	0.06	0.033	0.105	1 : 4	2500	4.25	5 V, 0.4 A

1. When ordering, specify a **packaging** code:

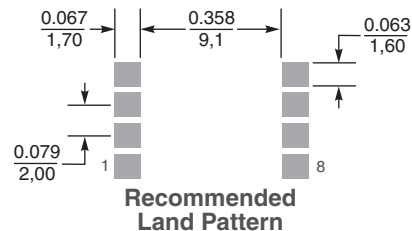
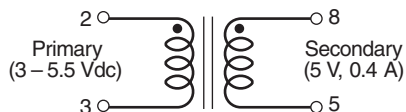
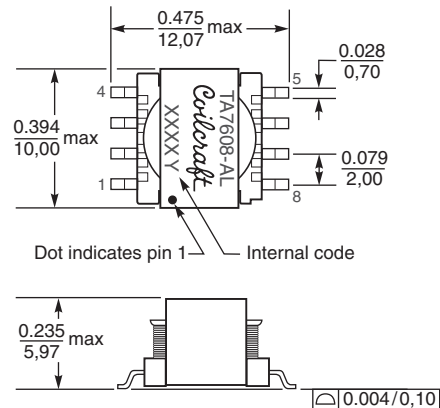
TA7608-ALD

Packaging: **D** = 13" machine ready reel. EIA-481 embossed plastic tape.

B = Less than full reel. In tape, but not machine ready. To have a leader and trailer added (\$25 charge), use code letter D instead.

- Inductance is for the primary, measured on an Agilent/HP 4284 at 100 kHz, 0.1 Vrms, 0 Adc.
- Leakage inductance measured between pins 2 and 3 at 100 kHz, 0.1 Vrms, 0 Adc with pins 8 and 5 shorted.
- Isolation (hipot) measured between windings for one minute.
- DC current that causes an inductance drop of 30% (typ) from its value without current
- Electrical specifications at 25°C.

Refer to Doc 362 "Soldering Surface Mount Components" before soldering.



Dimensions are in $\frac{\text{inches}}{\text{mm}}$



www.coilcraft.com

US +1-847-639-6400 sales@coilcraft.com
UK +44-1236-730595 sales@coilcraft-europe.com
Taiwan +886-2-2264 3646 sales@coilcraft.com.tw
China +86-21-6218 8074 sales@coilcraft.com.cn
Singapore + 65-6484 8412 sales@coilcraft.com.sg

Document 1274 Revised 01/13/17

© Coilcraft Inc. 2017

This product may not be used in medical or high risk applications without prior Coilcraft approval. Specification subject to change without notice. Please check web site for latest information.

X-ON Electronics

Largest Supplier of Electrical and Electronic Components

Click to view similar products for [Audio Transformers](#) / [Signal Transformers](#) category:

Click to view products by [Coilcraft](#) manufacturer:

Other Similar products are found below :

[CX2041NLT](#) [MGPWT-00449-P](#) [PE-64961](#) [H1302FNLT](#) [H5008FNL](#) [H5012FNL](#) [H5020FNLT](#) [H5077NLT](#) [H5079NLT](#) [H5084FNLT](#)
[B78476A9558A003](#) [1812WBT2-4](#) [1879479-1](#) [HX2260FNL](#) [HX5014FNL](#) [EX2024FNL](#) [FL1066](#) [T1137NLT](#) [T3012NL](#) [PE-65812FNL](#) [PE-](#)
[65848FNLT](#) [H1174FNL](#) [H1302FNL](#) [H5015FNL](#) [H5019EFNL](#) [H5062FNLT](#) [CX2047LNL](#) [MGPWT-00059-P](#) [MGPWT-00266-P](#) [MGPWT-](#)
[00278-P](#) [MGPWT-00431-P](#) [TTC-100](#) [TTC-143-H](#) [TTC-5032-1](#) [BX1194WNLT](#) [HX1234NLT](#) [HX5008FNLT](#) [HX5019FNL](#) [HX5084NL](#) [3-](#)
[1879385-5](#) [TX1263NLT](#) [4-1879391-0](#) [T1142NL](#) [HX6101FNL](#) [HX5084FNL](#) [HX1148NL](#) [HX5020FNLT](#) [HX5014FNLT](#) [T1124NL](#)
[1879732-1](#)