




# Shielded Power Inductors – XAL60xx



- High current; very low DCR
- Soft saturation
- AEC-200 Grade 1 (–40°C to +125°C)

**Designer's Kit C442** contains 3 each of all values.

**Core material** Composite

**Environmental** RoHS compliant, halogen free

**Terminations** RoHS compliant tin-silver (96.5/3.5) over copper. Other terminations available at additional cost.

**Operating voltage:** 0 – 60 V

**Weight** XAL6030: 0.60 – 0.70 g; XAL6060: 1.0 – 1.6 g

**Ambient temperature** –40°C to +125°C with (40°C rise) Irms current.

**Maximum part temperature** +165°C (ambient + temp rise). [Derating.](#)

**Storage temperature** Component: –55°C to +165°C.

Tape and reel packaging: –55°C to +80°C

**Resistance to soldering heat** Max three 40 second reflows at +260°C, parts cooled to room temperature between cycles

**Moisture Sensitivity Level (MSL)** 1 (unlimited floor life at <30°C / 85% relative humidity)

**PCB washing** Tested to MIL-STD-202 Method 215 plus an additional aqueous wash. See [Doc787\\_PCB\\_Washing.pdf](#).

| Part number <sup>1</sup> | Inductance <sup>2</sup><br>±20% (µH) | DCR (mOhms) <sup>3</sup> |       | SRF typ <sup>4</sup><br>(MHz) | Isat <sup>5</sup><br>(A) | Irms (A) <sup>6</sup> |           |
|--------------------------|--------------------------------------|--------------------------|-------|-------------------------------|--------------------------|-----------------------|-----------|
|                          |                                      | typ                      | max   |                               |                          | 20°C rise             | 40°C rise |
| XAL6030-181ME_           | 0.18                                 | 1.59                     | 1.75  | 141                           | 39.0                     | 24                    | 32        |
| XAL6030-331ME_           | 0.33                                 | 2.30                     | 2.53  | 89                            | 30.0                     | 20                    | 25        |
| XAL6030-561ME_           | 0.56                                 | 3.01                     | 3.31  | 61                            | 29.0                     | 17                    | 22        |
| XAL6030-102ME_           | 1.0                                  | 5.62                     | 6.18  | 50                            | 23.0                     | 13                    | 18        |
| XAL6030-122ME_           | 1.2                                  | 6.82                     | 7.50  | 43                            | 22.0                     | 12                    | 16        |
| XAL6030-182ME_           | 1.8                                  | 9.57                     | 10.52 | 34                            | 18.2                     | 10                    | 14        |
| XAL6030-222ME_           | 2.2                                  | 12.70                    | 13.97 | 30                            | 15.9                     | 7.0                   | 10        |
| XAL6030-332ME_           | 3.3                                  | 19.92                    | 20.81 | 26                            | 12.2                     | 6.0                   | 8.0       |
| XAL6060-472ME_           | 4.7                                  | 13.10                    | 14.40 | 21                            | 10.5                     | 8.0                   | 11        |
| XAL6060-562ME_           | 5.6                                  | 14.46                    | 15.90 | 20                            | 9.9                      | 7.5                   | 10        |
| XAL6060-682ME_           | 6.8                                  | 18.90                    | 20.80 | 18                            | 9.2                      | 7.0                   | 9.0       |
| XAL6060-822ME_           | 8.2                                  | 24.00                    | 26.40 | 16                            | 8.4                      | 6.0                   | 8.0       |
| XAL6060-103ME_           | 10                                   | 27.00                    | 29.82 | 14                            | 7.6                      | 5.0                   | 7.0       |
| XAL6060-153ME_           | 15                                   | 39.77                    | 43.75 | 11                            | 5.8                      | 4.5                   | 6.0       |
| XAL6060-223ME_           | 22                                   | 55.12                    | 60.63 | 9.0                           | 5.6                      | 3.6                   | 5.0       |
| XAL6060-333ME_           | 33                                   | 95.68                    | 105.0 | 7.0                           | 3.7                      | 2.7                   | 3.6       |

## Irms Testing

Irms testing was performed on 0.75 inch wide × 0.25 inch thick copper traces in still air.

Temperature rise is highly dependent on many factors including pcb land pattern, trace size, and proximity to other components. Therefore temperature rise should be verified in application conditions.

1. When ordering, please specify **termination** and **packaging** codes:

XAL6060-333MEC

**Termination:** E = RoHS compliant tin-silver over copper.

**Special order:** T = RoHS tin-silver-copper (95.5/4/0.5) or S = non-RoHS tin-lead (63/37).

**Packaging:** C = 7" machine-ready reel. EIA-481 embossed plastic tape. Quantities less than full reel available: in tape (not machine ready) or with leader and trailer (\$25 charge).

B = Less than full reel. In an effort to simplify our part numbering system, Coilcraft is eliminating the need for multiple packaging codes. When ordering, simply change the last letter of your part number from B to C.

D = 13" machine-ready reel. EIA-481 embossed plastic tape. Factory order only, not stocked.

2. Inductance tested at 1 MHz, 0.1 Vrms, 0 Adc.

3. DCR measured on a micro-ohmmeter.

4. SRF measured using Agilent/HP 4395A or equivalent.

5. DC current at 25°C that causes an inductance drop of 30% (typ) from its value without current.

[Click for temperature derating information.](#)

6. Current that causes the specified temperature rise from 25°C ambient. This information is for reference only and does not represent absolute maximum ratings. [Click for temperature derating information.](#)

7. Electrical specifications at 25°C.

Refer to Doc 362 "Soldering Surface Mount Components" before soldering.



www.coilcraft.com

**US** +1-847-639-6400 sales@coilcraft.com

**UK** +44-1236-730595 sales@coilcraft-europe.com

**Taiwan** +886-2-2264 3646 sales@coilcraft.com.tw

**China** +86-21-6218 8074 sales@coilcraft.com.cn

**Singapore** + 65-6484 8412 sales@coilcraft.com.sg

Document 887-1 Revised 06/23/21

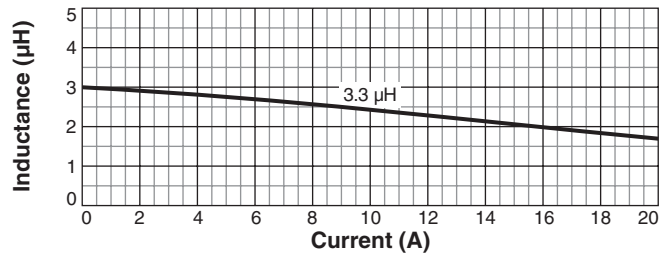
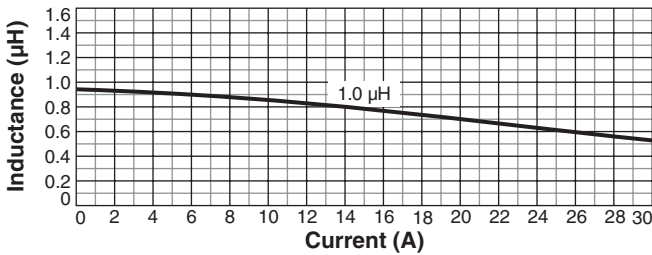
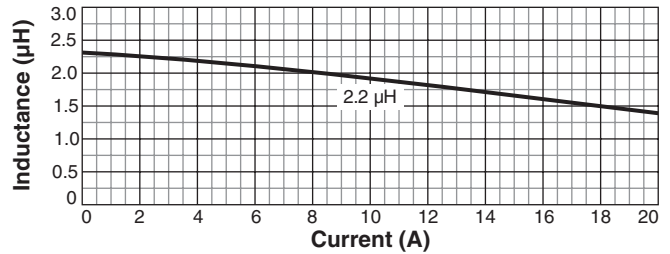
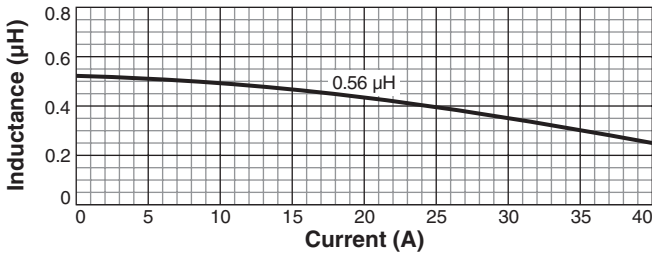
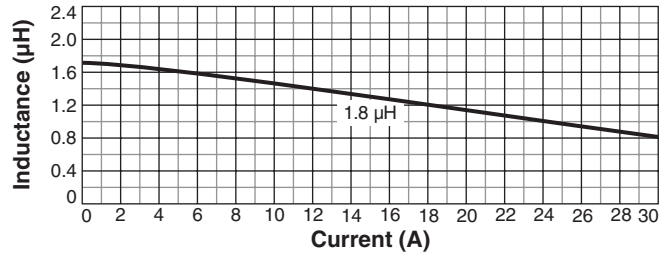
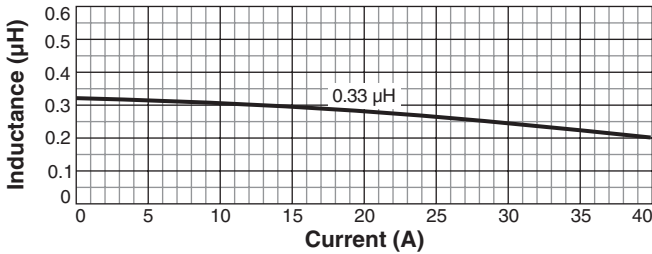
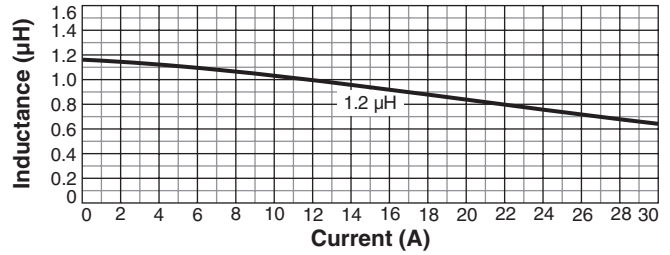
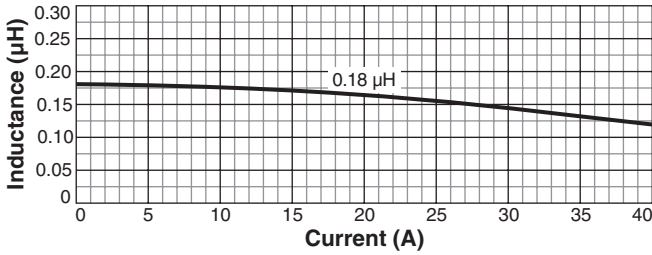
© Coilcraft Inc. 2021

This product may not be used in medical or high risk applications without prior Coilcraft approval. Specification subject to change without notice. Please check web site for latest information.

# HIGH TEMPERATURE

## Shielded Power Inductors – XAL60<sup>XX</sup>

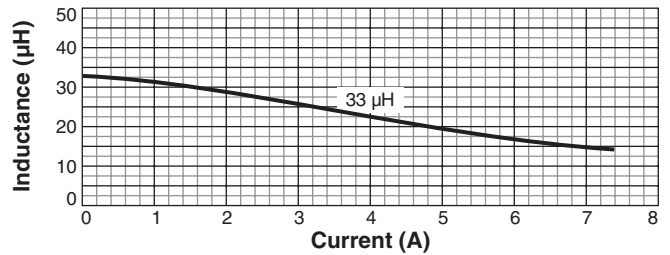
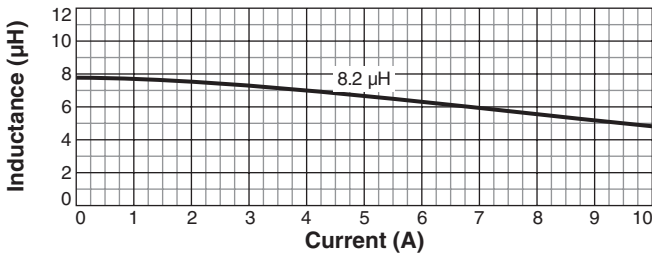
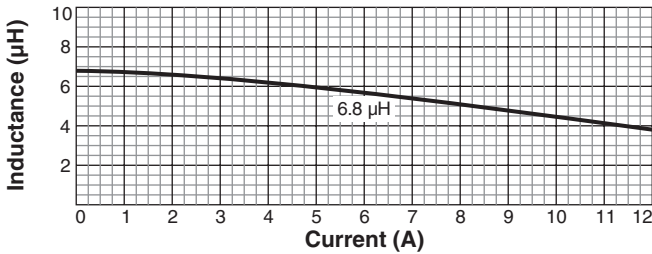
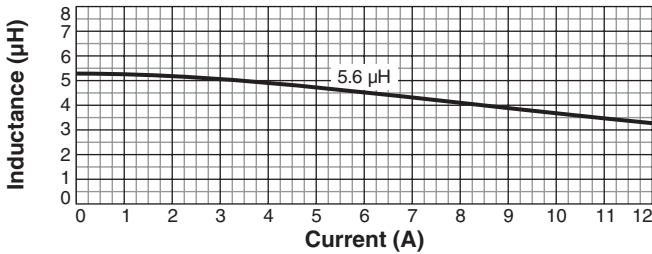
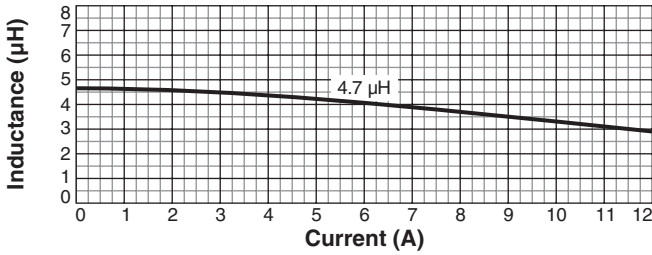
### L vs Current



# HIGH TEMPERATURE

## Shielded Power Inductors – XAL60<sup>XX</sup>

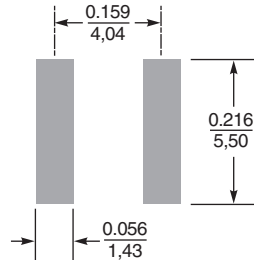
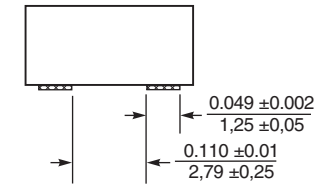
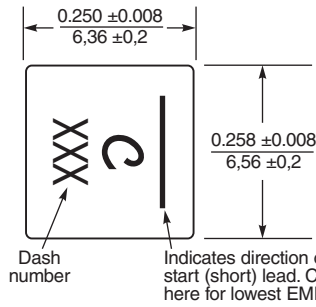
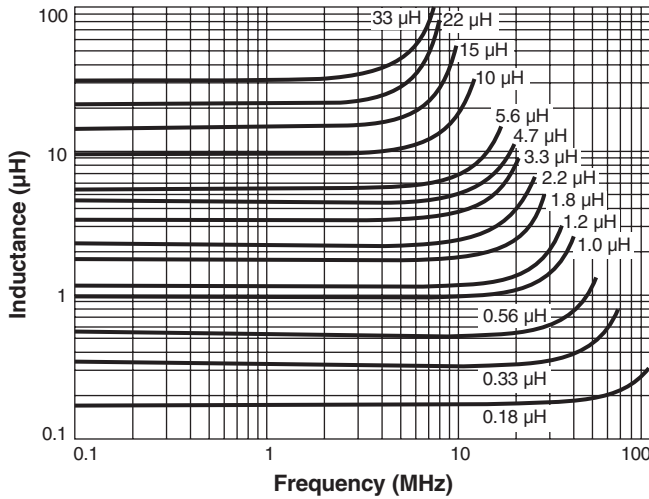
### L vs Current



# HIGH TEMPERATURE

## Shielded Power Inductors – XAL60xx

### Typical L vs Frequency



#### Recommended Land Pattern

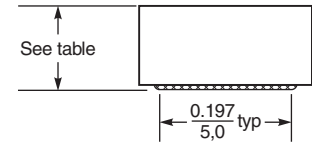
Dimensions are in  $\frac{\text{inches}}{\text{mm}}$

#### Weight

**XAL6030:** 0.60 – 0.70 g  
**XAL6060:** 1.0 – 1.6 g

#### Packaging

**XAL6030** 400/7" reel; 1500/13" reel Plastic tape: 16 mm wide, 0.3 mm thick, 12 mm pocket spacing, 3.12 mm pocket depth  
**XAL6060** 250/7" reel; 750/13" reel Plastic tape: 16 mm wide, 0.3 mm thick, 12 mm pocket spacing, 6.23 mm pocket depth



| Dash number | Height* max (in / mm) |
|-------------|-----------------------|
| -181        | 0.122 / 3.1           |
| -331        | 0.122 / 3.1           |
| -561        | 0.122 / 3.1           |
| -102        | 0.122 / 3.1           |
| -122        | 0.122 / 3.1           |
| -182        | 0.122 / 3.1           |
| -222        | 0.122 / 3.1           |
| -332        | 0.122 / 3.1           |
| -472        | 0.240 / 6.1           |
| -562        | 0.240 / 6.1           |
| -682        | 0.240 / 6.1           |
| -822        | 0.240 / 6.1           |
| -103        | 0.240 / 6.1           |
| -153        | 0.240 / 6.1           |
| -223        | 0.240 / 6.1           |
| -333        | 0.240 / 6.1           |

\* For optional tin-lead and tin-silver-copper terminations, dimensions are for the mounted part. Dimensions before mounting can be an additional 0.005 inch / 0.13 mm.



## X-ON Electronics

Largest Supplier of Electrical and Electronic Components

*Click to view similar products for [Fixed Inductors](#) category:*

*Click to view products by [Coilcraft](#) manufacturer:*

Other Similar products are found below :

[CR43NP-680KC](#) [CR54NP-820KC](#) [CR54NP-8R5MC](#) [CTX32CT-100](#) [70F224AI](#) [MGDQ4-00004-P](#) [MHL1ECTTP18NJ](#) [MHL1JCTTD12NJ](#)  
[PE-51506NL](#) [PE-53601NL](#) [PE-53602NL](#) [PE-53630NL](#) [PE-53824SNLT](#) [PE-92100NL](#) [PG0434.801NLT](#) [PG0936.113NLT](#) [9310-16](#) [PM06-2N7](#) [PM06-39NJ](#) [A01TK](#) [1206CS-471XJ](#) [HC2-2R2TR](#) [HC2LP-R47-R](#) [HC3-2R2-R](#) [1206CS-151XG](#) [RCH664NP-140L](#) [RCH664NP-4R7M](#)  
[RCH8011NP-221L](#) [RCP1317NP-332L](#) [RCP1317NP-391L](#) [RCR1010NP-470M](#) [RCR110DNP-331L](#) [DH2280-4R7M](#) [DS1608C-106](#) [ASPI-4020HI-R10M-T](#) [B10TJ](#) [B82477P4333M](#) [B82498B3101J000](#) [B82498B3680J000](#) [ELJ-RE27NJF2](#) [1812CS-153XJ](#) [1812CS-183XJ](#) [1812CS-223XJ](#) [1812LS-104XJ](#) [1812LS-105XJ](#) [1812LS-124XJ](#) [1812LS-154XJ](#) [1812LS-223XJ](#) [1812LS-224XJ](#) [1812LS-563XJ](#)