

# Shielded Power Inductors – XGL5030



- Industry's lowest DCR and ultra low AC losses over a wide frequency range
- AEC-Q200 Grade 1 (-40°C to +125°C)
- Superior current handling with soft saturation characteristics
- Wide inductance range – 0.16 to 18  $\mu$ H
- **Designer's Kit C492** contains 3 of each part

**Core material** Composite

**Core and winding loss** See [www.coilcraft.com/coreloss](http://www.coilcraft.com/coreloss)

**Environmental** RoHS compliant, halogen free

**Terminations** RoHS compliant tin-silver (96.5/3.5) over copper. Other terminations available at additional cost.

**Weight:** 0.46 – 0.52 g

**Operating voltage:** 0 – 80 V

**Ambient temperature** -40°C to +125°C with (40°C rise) Irms current.

**Maximum part temperature** +165°C (ambient + temp rise). **Derating.**

**Storage temperature** Component: -55°C to +165°C.

Tape and reel packaging: -55°C to +80°C

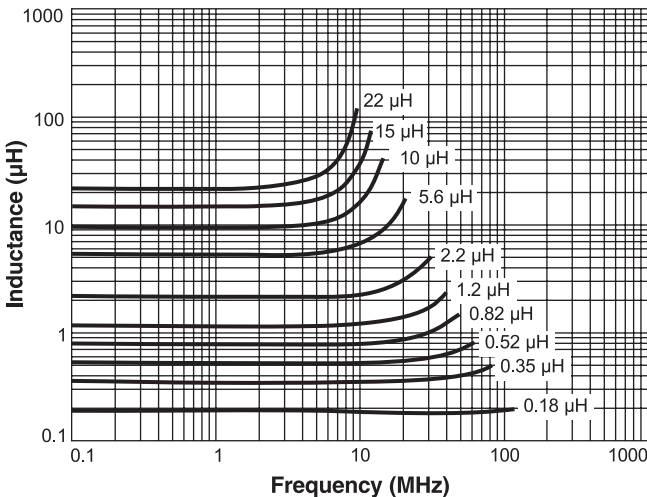
**Resistance to soldering heat** Max three 40 second reflows at +260°C, parts cooled to room temperature between cycles

**Moisture Sensitivity Level (MSL)** 1 (unlimited floor life at <30°C / 85% relative humidity)

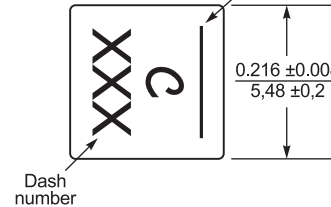
**Packaging** 400/7" reel; 1500/13" reel Plastic tape: 16 mm wide, 0.30 mm thick, 12 mm pocket spacing, 3.18 mm pocket depth

**PCB washing** Tested to MIL-STD-202 Method 215 plus an additional aqueous wash. See [Doc787\\_PCB\\_Washing.pdf](#).

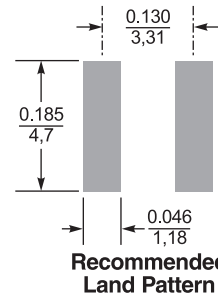
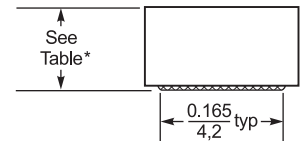
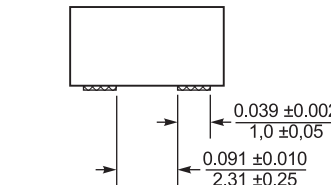
## Typical L vs Frequency



0.208 ±0.008 / 5.28 ±0.2 Indicates direction of terminals and start (short) lead. Connect high d/v/dt here for lowest EMI.



\* For optional tin-lead and tin-silver-copper terminations, dimensions are for the mounted part. Dimensions before mounting can be an additional 0.005 inch / 0.13 mm.



Dimensions are in  $\frac{\text{inches}}{\text{mm}}$

Dash number	Height max (in / mm)
-181	0.126 / 3.2
-351	0.126 / 3.2
-401	0.126 / 3.2
-521	0.126 / 3.2
-601	0.126 / 3.2
-651	0.126 / 3.2
-821	0.126 / 3.2
-901	0.122 / 3.1
-102	0.122 / 3.1
-122	0.122 / 3.1
-152	0.122 / 3.1
-182	0.122 / 3.1
-222	0.122 / 3.1
-332	0.122 / 3.1
-472	0.122 / 3.1
-562	0.122 / 3.1
-682	0.122 / 3.1
-822	0.122 / 3.1
-103	0.122 / 3.1
-123	0.122 / 3.1
-153	0.122 / 3.1
-183	0.122 / 3.1
-223	0.122 / 3.1



# Shielded Power Inductors – XGL5030

Part number <sup>1</sup>	Inductance <sup>2</sup> ±20% (µH)	DCR (mOhms) <sup>3</sup>		SRF typ <sup>4</sup> (MHz)	Isat (A) <sup>5</sup>			Irms (A) <sup>6</sup>	
		typ	max		10% drop	20% drop	30% drop	20°C rise	40°C rise
XGL5030-181ME_	0.18	1.3	1.6	160	13.6	22.0	30.0	24.4	31.8
XGL5030-351ME_	0.35	1.8	2.2	100	11.0	17.8	24.5	22.8	30.6
XGL5030-401ME_	0.40	2.2	2.7	88	10.0	16.6	23.0	19.3	25.1
XGL5030-521ME_	0.52	2.5	3.0	80	8.9	14.5	20.5	18.9	25.0
XGL5030-601ME_	0.60	2.6	3.2	75	8.4	13.5	18.7	17.6	23.0
XGL5030-651ME_	0.65	3.3	4.0	68	8.1	12.9	17.9	15.7	21.2
XGL5030-821ME_	0.82	3.8	4.6	56	7.3	11.9	16.7	15.3	21.1
XGL5030-901ME_	0.90	4.3	5.2	54	6.5	10.6	14.5	14.4	19.7
XGL5030-102ME_	1.00	4.8	5.8	52	5.9	10.2	14.0	12.8	17.8
XGL5030-122ME_	1.2	5.0	6.0	47	5.9	9.4	13.0	12.3	16.8
XGL5030-152ME_	1.5	6.8	7.9	43	5.3	8.7	12.2	11.6	15.4
XGL5030-182ME_	1.8	7.5	8.7	37	4.8	7.8	10.6	10.3	14.1
XGL5030-222ME_	2.2	9.2	10.6	34	4.2	6.8	9.4	9.6	12.9
XGL5030-332ME_	3.3	13.3	14.9	28	3.6	6.0	8.4	7.2	10.0
XGL5030-472ME_	4.7	21.9	24.5	23	3.1	4.8	6.7	6.3	8.5
XGL5030-562ME_	5.6	24.1	27.0	21	2.8	4.3	6.0	5.9	7.9
XGL5030-682ME_	6.8	28.6	32.1	18	2.5	3.9	5.5	5.4	7.3
XGL5030-822ME_	8.2	36.5	41.0	17	2.3	3.6	5.0	4.8	6.4
XGL5030-103ME_	10	43.0	48.4	15	2.1	3.3	4.5	4.3	5.7
XGL5030-123ME_	12	50.0	56.5	14	1.9	3.0	4.0	4.0	5.4
XGL5030-153ME_	15	68.8	77.1	12	1.7	2.7	3.6	3.4	4.5
XGL5030-183ME_	18	87.2	97.7	11	1.6	2.4	3.3	2.9	4.0
XGL5030-223ME_	22	106.0	118.8	10	1.4	2.2	3.0	2.6	3.6

1. When ordering, please specify **termination** and **packaging** codes:

#### XGL5030-223MEC

**Termination:** E = RoHS compliant tin-silver over copper.

**Special order:** T = RoHS tin-silver-copper (95.5/4/0.5) or S = non-RoHS tin-lead (63/37).

**Packaging:** C = 7" machine-ready reel. EIA-481 embossed plastic tape (400 per full reel).  
Quantities less than full reel available: in tape (not machine ready) or with leader and trailer (\$25 charge).

D = 13" machine-ready reel. EIA-481 embossed plastic tape (1500 per full reel).  
Factory order only, not stocked.

- Inductance tested at 1 MHz, 0.1 Vrms, 0 Adc.
- DCR measured on a micro-ohmmeter.
- SRF measured using Agilent/HP 4395A or equivalent.
- DC current at 25°C that causes the specified inductance drop from its value without current.  
[Click for temperature derating information.](#)
- Current that causes the specified temperature rise from 25°C ambient. This information is for reference only and does not represent absolute maximum ratings. [Click for temperature derating information.](#)
- Electrical specifications at 25°C.

Refer to Doc 362 "Soldering Surface Mount Components" before soldering.

### Irms Testing

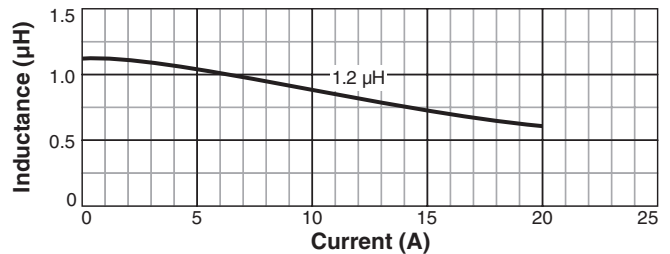
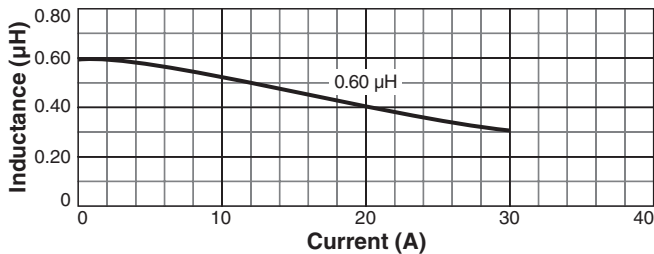
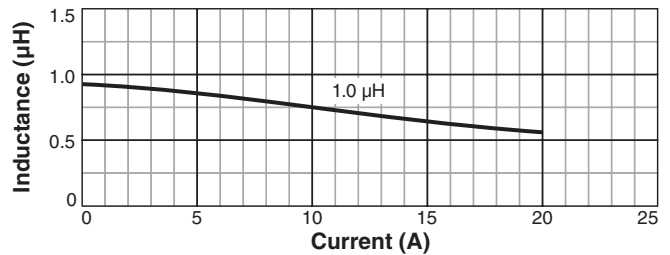
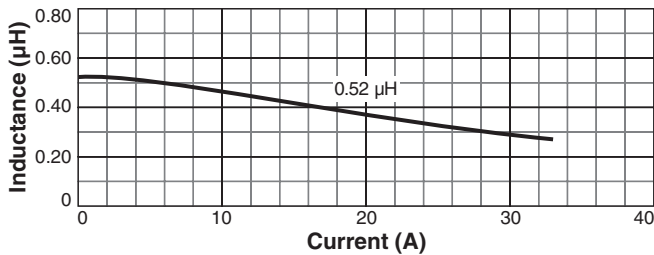
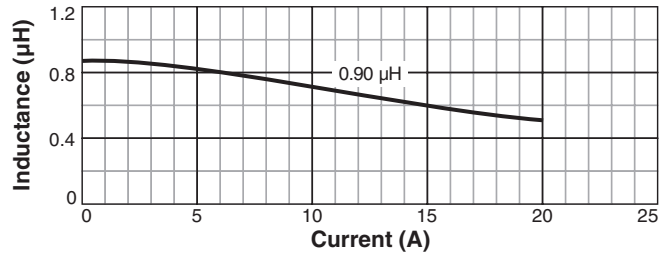
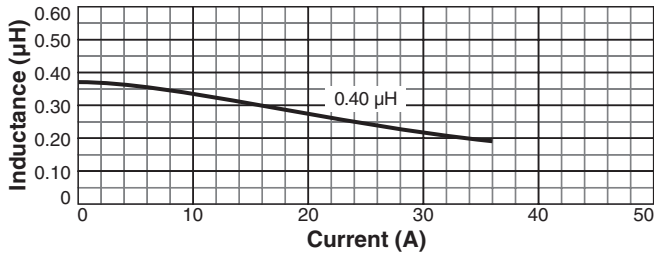
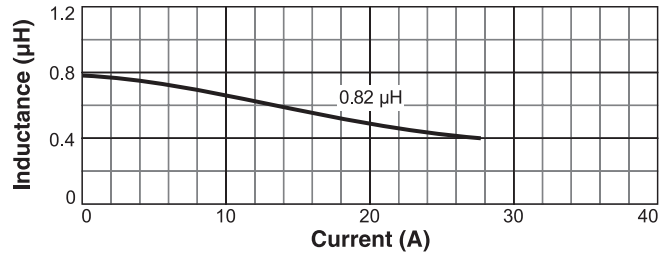
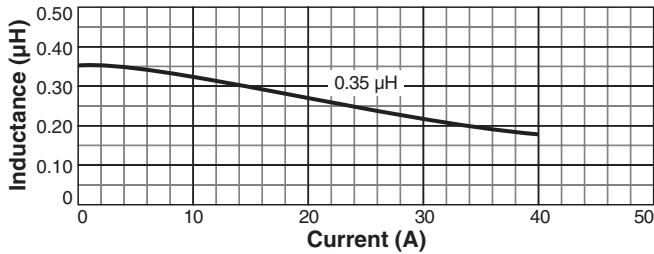
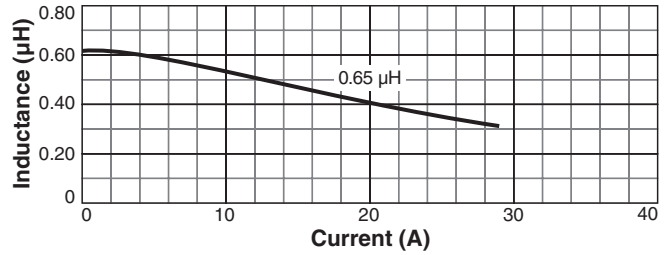
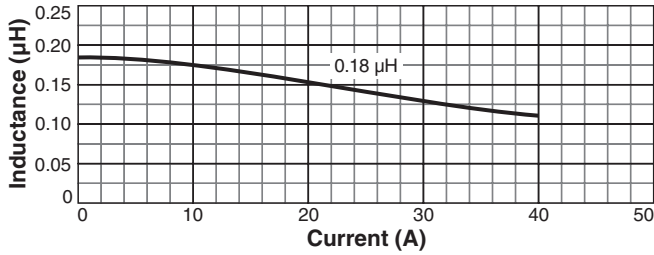
Irms testing was performed on 0.75 inch wide × 0.25 inch thick copper traces in still air.

Temperature rise is highly dependent on many factors including pcb land pattern, trace size, and proximity to other components. Therefore temperature rise should be verified in application conditions.



# Shielded Power Inductors - XGL5030

## L vs Current



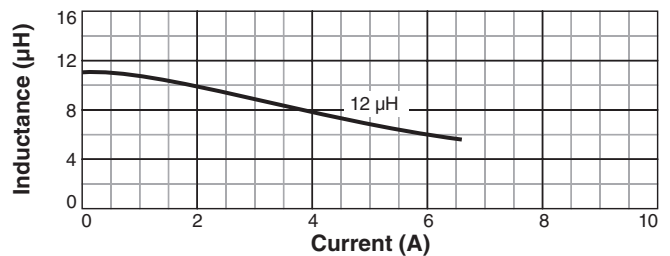
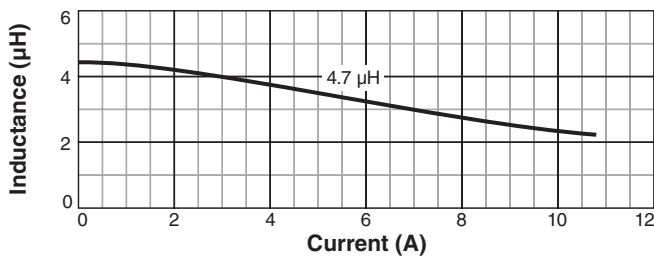
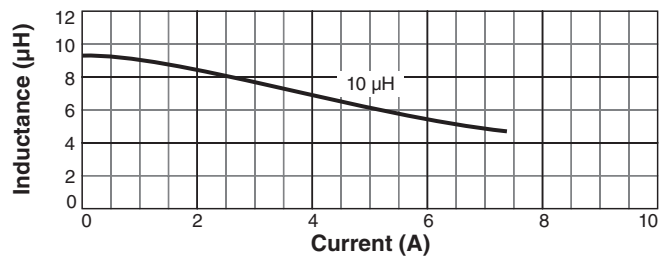
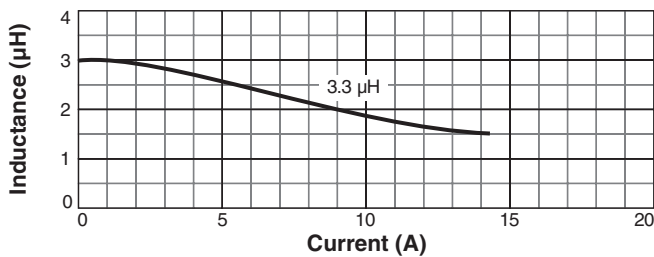
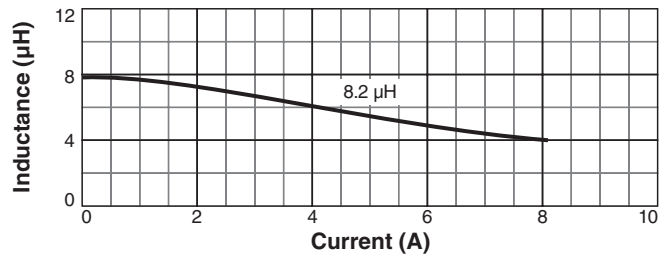
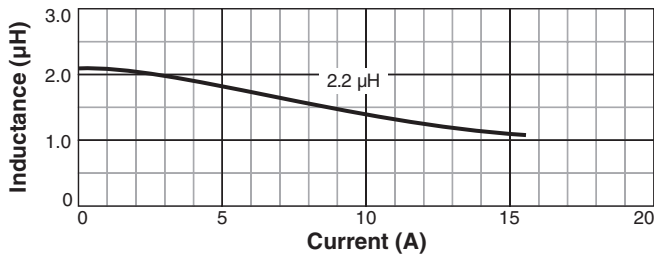
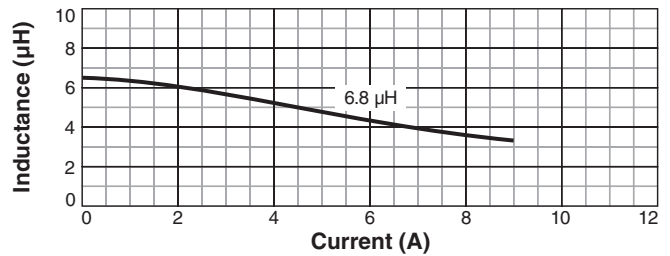
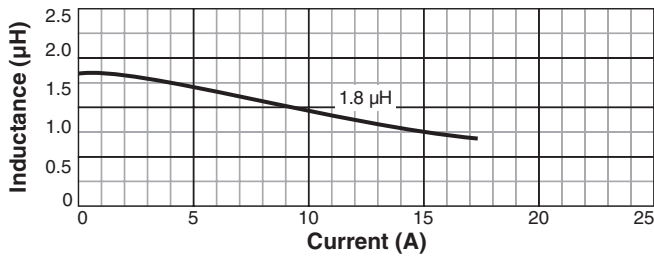
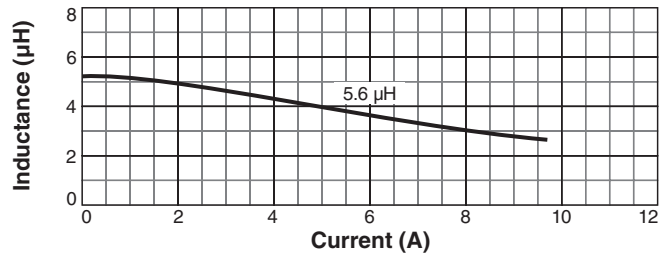
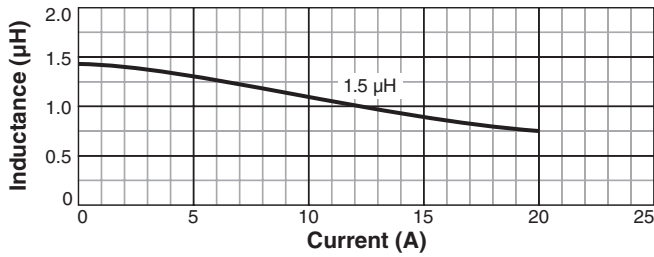
**US** +1-847-639-6400 sales@coilcraft.com  
**UK** +44-1236-730595 sales@coilcraft-europe.com  
**Taiwan** +886-2-2264 3646 sales@coilcraft.com.tw  
**China** +86-21-6218 8074 sales@coilcraft.com.cn  
**Singapore** + 65-6484 8412 sales@coilcraft.com.sg

Document 1576-3 Revised 11/24/21  
 © Coilcraft Inc. 2023  
 This product may not be used in medical or high risk applications without prior Coilcraft approval. Specification subject to change without notice. Please check web site for latest information.



# Shielded Power Inductors – XGL5030

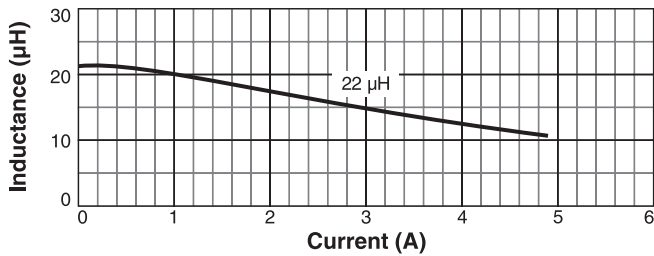
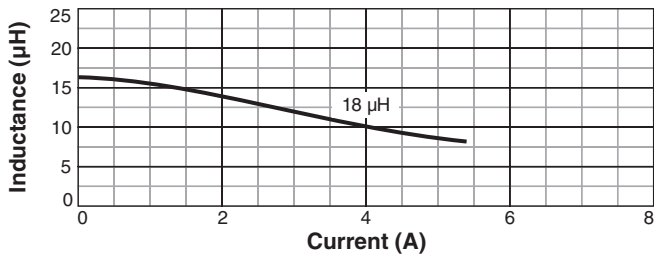
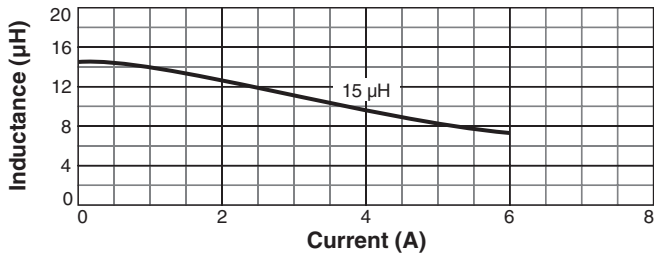
## L vs Current





# Shielded Power Inductors – XGL5030

## L vs Current



## X-ON Electronics

Largest Supplier of Electrical and Electronic Components

*Click to view similar products for [Fixed Inductors](#) category:*

*Click to view products by [Coilcraft](#) manufacturer:*

Other Similar products are found below :

[CR32NP-100KC](#) [70F224AI](#) [MHQ1005P10NJ](#) [MHQ1005P1N0S](#) [MHQ1005P2N4S](#) [MHQ1005P3N6S](#) [MHQ1005P5N1S](#) [MHQ1005P8N2J](#)  
[PE-53601NL](#) [PE-53602NL](#) [PG0936.113NLT](#) [9220-20](#) [9310-16](#) [PM06-2N7](#) [PM06-39NJ](#) [A01TK](#) [1206CS-471XJ](#) [HC2-R47-R](#) [HC8-1R2-R](#)  
[HCF1305-3R3-R](#) [1206CS-151XG](#) [RCH664NP-4R7M](#) [RCP1317NP-391L](#) [DH2280-4R7M](#) [DS1608C-106](#) [B10TJ](#) [B82498B3101J000](#) [ELJ-](#)  
[RE27NJF2](#) [1812CS-153XJ](#) [1812CS-183XJ](#) [1812CS-223XJ](#) [1812LS-104XJ](#) [1812LS-105XJ](#) [1812LS-124XJ](#) [1812LS-154XJ](#) [1812LS-223XJ](#)  
[1812LS-224XJ](#) [1812LS-563XJ](#) [1812LS-683XJ](#) [1812LS-824XJ](#) [NIN-FB101JTR110F](#) [NIN-FB471JTR62F](#) [NIN-FC1R5JTR220F](#) [NIN-](#)  
[HCR15JTRF](#) [NIN-HCR33JTRF](#) [NIN-HDR22JTRF](#) [NIN-HDR82JTRF](#) [NIN-HK2N7STRF](#) [NIN-PA150KTR370F](#) [NIN-PB100KTR550F](#)