




No-Opto Flyback Transformers



- Three output versions optimized for Texas Instruments LM5180 and LM5180-Q1 Flyback Converter, Analog Device LT830x Flyback Converter and similar ICs
- Designed to operate up to 350 kHz with 4.5 – 70 V input
- 1500 Vrms, one minute isolation between primary and secondary

Core material Ferrite

Terminations RoHS tin-silver-copper over tin over nickel over phos bronze. Other terminations available at additional cost.

Weight 2.05 – 2.15 g

Ambient temperature –40°C to +85°C

Max Part Temperature +125°C (ambient + temperature rise)

Storage temperature Component: –40°C to +125°C

Tape and reel packaging: –40°C to +80°C

Resistance to soldering heat Max three 40 second reflows at +260°C, parts cooled to room temperature between cycles

Moisture Sensitivity Level (MSL) 1 (unlimited floor life at <30°C / 85% relative humidity)

Failures in Time (FIT) / Mean Time Between Failures (MTBF)

38 per billion hours / 26,315,789 hours, calculated per Telcordia SR-332

Packaging 300/13" reel Plastic tape: 32 mm wide, 0.42 mm thick, 20 mm pocket spacing, 10.69 mm pocket depth

PCB washing Tested to MIL-STD-202 Method 215 plus an additional aqueous wash. See [Doc787_PCB_Washing.pdf](#).

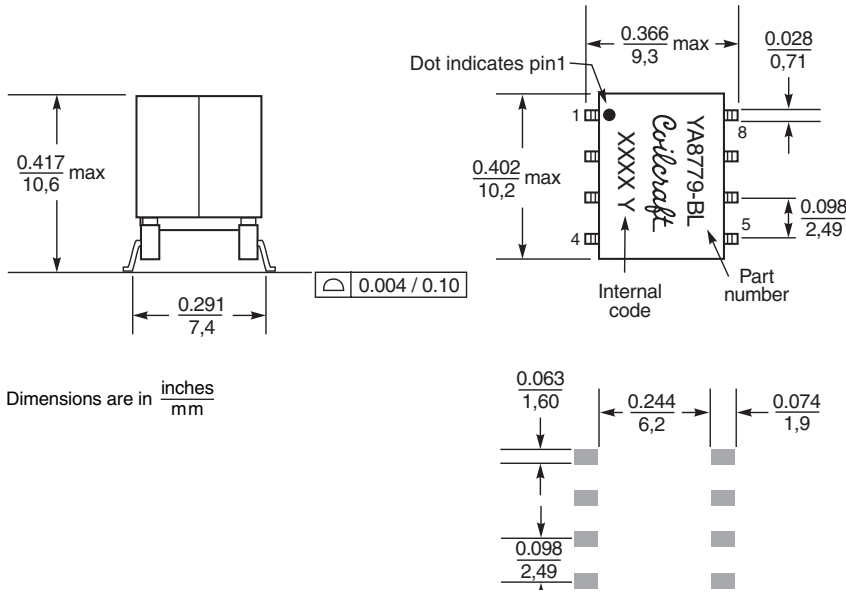
| Part number ¹ | Inductance at 0 A ² ±10% (µH) | Inductance at 2 A ³ (µH) | DCR max (Ohms) ⁴ | | | Leakage inductance max (µH) ⁵ | Turns ratio | | Power (W) | Output |
|--------------------------|--|-------------------------------------|-----------------------------|-------|-------|--|-------------|------------|-----------|---|
| | | | pri | sec1 | sec2 | | pri : sec1 | pri : sec2 | | |
| YA8779-BLD | 30 | 24 | 0.140 | 0.013 | — | 0.380 | 1 : 0.330 | — | 6 | 5 V, 1.20 A |
| YA8916-BLD | 30 | 27 | 0.360 | 0.695 | 0.392 | 0.565 | 1 : 1 | 1 : 0.52 | 4.60 | 15 V, 0.20 A (sec1) 8 V, 0.20 A (sec2) |
| YA8864-BLD | 30 | 27 | 0.180 | 0.680 | 0.180 | 0.295 | 1 : 1.5 | 1 : 0.40 | 3.50 | 20 V, 0.10 A (sec1) 5 V, 0.30 A (sec2) |

- Packaging:** D = 13" machine-ready reel. EIA-481 embossed plastic tape. Quantities less than full reel available: in tape (not machine ready) or with leader and trailer (\$25 charge).
 - Inductance is for the primary, measured at 300 kHz, 0.1 Vrms, 0 Adc.
 - Minimum inductance for the primary, measured at 300 kHz, 0.1 Vrms, 2 Adc.
 - Sec1 DCR for YA8779 is with windings connected in parallel.
 - Leakage Inductance is for the primary, measured with secondary windings shorted together.
 - Electrical specifications at 25°C.
- Refer to Doc 362 "Soldering Surface Mount Components" before soldering.



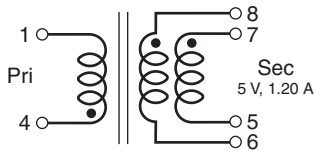
No-opto Flyback Transformers – YA8779, YA8916, YA8864

YA8779, YA8916, YA8864

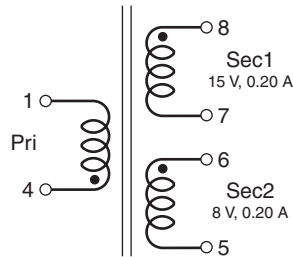


Schematics

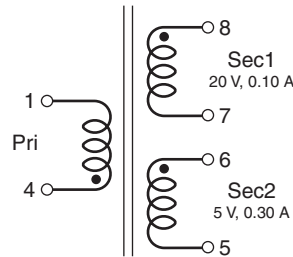
YA8779*



YA8916



YA8864



*Connect pin 5 to 6 and pin 7 to 8 on the PC board

X-ON Electronics

Largest Supplier of Electrical and Electronic Components

Click to view similar products for [Power Transformers](#) category:

Click to view products by [Coilcraft](#) manufacturer:

Other Similar products are found below :

[ET-030A](#) [F-102X](#) [F-120X](#) [F-14X-1](#) [F-181U](#) [F-18A](#) [F-199U](#) [F-19X](#) [F-202U](#) [F-204U](#) [F-206U](#) [F-227X](#) [F-238U](#) [F-239U-1](#) [F-23U](#) [F24-250-B](#)
[F-242U](#) [F-245U](#) [F-264U](#) [F-265U](#) [F-267U](#) [F-281U](#) [F-283U](#) [F-290X](#) [F-295Z](#) [F-296Z](#) [F-298Z](#) [F-3143P](#) [F-3298Z](#) [F-33U](#) [F-346X](#) [F-35U](#) [F-](#)
[364U](#) [F-392A](#) [F-395X](#) [F-397U](#) [F-412X](#) [F-47U](#) [F-55X-1](#) [F-60U](#) [F-68U](#) [F-71U](#) [F-72Z](#) [F-74U](#) [F-83A](#) [F-84AC](#) [F-85U](#) [F-86U](#) [F-9U](#) [PCT-02](#)