



Flyback Transformers

For ON Semiconductor
NCP1200 Controller

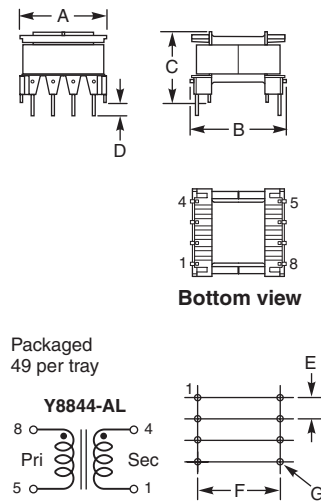
These transformers have been specially developed for use in flyback power supplies with the ON Semiconductor NCP1200 PWM Current-Mode Controller. They are designed for universal input, 85 – 265 Vac.

Coilcraft can also custom engineer a transformer to meet your specific requirements. For free evaluation samples, contact Coilcraft or visit www.coilcraft.com.

Application	Part number	Inductance ¹ ±10% (mH)	DCR max (Ohms)	Leakage inductance ² max (µH)	Isolation ³ (Vrms)	Turns ratio		Output	Weight (g)
						pri : sec	pri : aux		
3.5 W	Y8844-AL	2.9	4.25 (8-5) 0.07 (4-1)	80	1500	1:0.08	—	6.5 V, 0.54 A	6.7
10 W	Y8848-AL	1.8	1.77 (10-6) 0.038 (5-1)	60	2000	1:0.1	—	12 V, 0.83 A	16
70 W	Z9007-BL	0.7	0.261 (12-7) 0.013 (6-1) 0.013 (4-3)	16	1500	1:0.16 ⁴	—	16 V, 4.2 A	52
70 W with Auxiliary winding	Z9260-AL	0.7	0.261 (12-7) 0.013 (6-1) 0.013 (4-3) 0.045 (11-8)	26	2000	1:0.16 ⁴	1:0.15	16 V, 4.2 A(sec) 15 V, 0.2 A (aux)	54

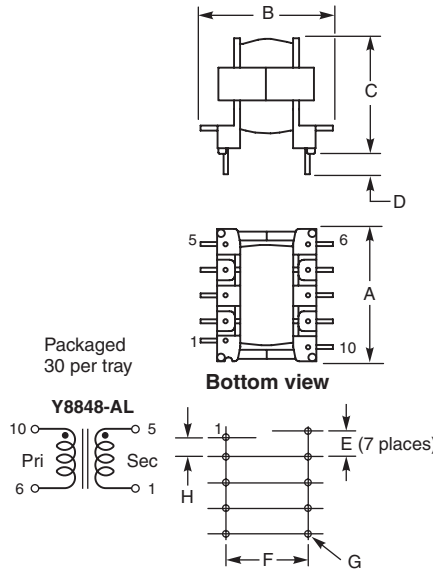
1. Inductance is for the primary, measured at 10 kHz, 0.1 Vrms, 0 Adc
2. Leakage inductance tested at 100 kHz, 0.1 Vrms
3. Isolation tested between primary and secondary on all parts and between primary and auxiliary on Z9260-AL.
4. Primary to secondary turns ratio specified with secondary windings connected in parallel.
5. Operating temperature range -40°C to +85°C.
6. Electrical specifications at 25°C.

Y8844-AL



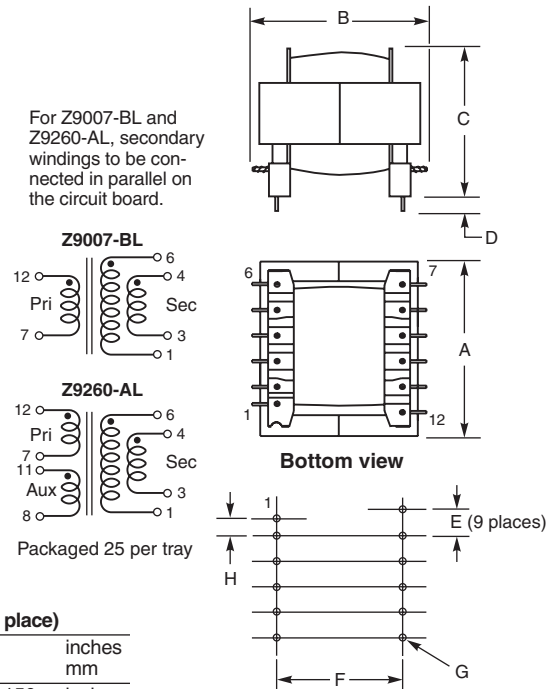
Packaged
49 per tray

Y8848-AL



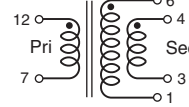
Packaged
30 per tray

Z9007-BL, Z9260-AL

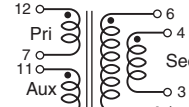


For Z9007-BL and Z9260-AL, secondary windings to be connected in parallel on the circuit board.

Z9007-BL



Z9260-AL



Packaged 25 per tray

	Amax	Bmax	Cmax	Dmin	E	F	Gdia	H (1 place)	
Y8844-A	0.72 18,3	0.79 20,1	0.55 14,0	0.118 3,0	0.150 3,81	0.600 15,24	0.030 0,76		inches mm
Y8848-A	1.10 27,9	1.10 27,9	0.95 24,1	0.12 3,05	0.200 5,08	0.620 15,75	0.044 1,12	0.150 3,81	inches mm
Z9007-B, Z9260-A	1.45 36,8	1.45 36,8	1.17 29,7	0.12 3,05	0.200 5,08	0.875 22,2	0.044 1,12	0.150 3,81	inches mm

Terminations: Tin-silver over tin over copper



US +1-847-639-6400 sales@coilcraft.com
 UK +44-1236-730595 sales@coilcraft-europe.com
 Taiwan +886-2-2264 3646 sales@coilcraft.com.tw
 China +86-21-6218 8074 sales@coilcraft.com.cn
 Singapore + 65-6484 8412 sales@coilcraft.com.sg

Document 245 Revised 01/31/05
 © Coilcraft Inc. 2015
 This product may not be used in medical or high risk applications without prior Coilcraft approval. Specification subject to change without notice. Please check web site for latest information.

X-ON Electronics

Largest Supplier of Electrical and Electronic Components

Click to view similar products for [Audio Transformers / Signal Transformers](#) category:

Click to view products by [Coilcraft](#) manufacturer:

Other Similar products are found below :

[CX2041NLT](#) [MGPWT-00449-P](#) [PE-64961](#) [H1302FNLT](#) [H5008FNL](#) [H5012FNL](#) [H5020FNLT](#) [H5077NLT](#) [H5079NLT](#) [H5084FNLT](#)
[B78476A9558A003](#) [1812WBT2-4](#) [1879479-1](#) [HX2260FNL](#) [HX5014FNL](#) [EX2024FNL](#) [FL1066](#) [T1137NLT](#) [T3012NL](#) [PE-65812FNL](#) [PE-65848FNLT](#) [H1174FNL](#) [H1302FNL](#) [H5015FNL](#) [H5019EFNL](#) [H5062FNLT](#) [CX2047LNL](#) [MGPWT-00059-P](#) [MGPWT-00266-P](#) [MGPWT-00278-P](#) [MGPWT-00431-P](#) [TTC-100](#) [TTC-143-H](#) [TTC-5032-1](#) [BX1194WNLT](#) [HX1234NLT](#) [HX5008FNLT](#) [HX5019FNL](#) [HX5084NL](#) [3-1879385-5](#) [TX1263NLT](#) [4-1879391-0](#) [T1142NL](#) [HX6101FNL](#) [HX5084FNL](#) [HX1148NL](#) [HX5020FNLT](#) [HX5014FNLT](#) [T1124NL](#)
[1879732-1](#)