



SPECIFICATION FOR APPROVAL

产品规格承认书

CHIP COMMON MODE INDUCTOR

贴片共模电感

CUSTOMER.

\_\_\_\_\_

MODEL NO.

MACM4520-701

\_\_\_\_\_

CUSTOMER'S PART NO.

\_\_\_\_\_

LILE NO.

\_\_\_\_\_

DATE.

2024.05.13

\_\_\_\_\_

REVISION.

A/0

\_\_\_\_\_

NUMBER.

\_\_\_\_\_

CUSTOMER APPROVE

\_\_\_\_\_

DATE:

DRAWING

DRAWN BY	CHECK BY	APPROVAL BY
林思思	陈健波	曾伟

DATE: 2024.05.13



深圳市迈翔科技有限公司  
惠州市迈翔电子有限公司

黄冈市迈翔电子有限公司 英德市迈翔电子有限公司  
5~6F, Building B, Jinhao Smart Park, No. 207 Sihuan South Road, Zhongkai High tech Zone, Huizhou City, Guangdong Province, China  
TEL: +86 0752-3398115 3398116 3398117  
Http: //www.coilcrafts.com www.coilmx.com E-mail: pxr@coilmx.com



CUSTOMER		MODEL NO.	MACM4520-701	REVISION	A/0		
FILE NO.		PART NO.		DATE	2024.05.13		
1.PRODUCT DIMENSION				UNIT:mm			
				A	4.70±0.50		
				B	4.50±0.50		
				C	2.20Max		
				D	2.70Typ		
				E	0.80Typ		
				F	1.25Typ		
				G	1.00Typ		
2.ELECTRICAL REQUIREMENTS							
Product NO	Z(Ω) 100MHZ/0.1V		DCR (mΩ) max	Rated Current (A) max	IR (MΩ)MIN	Rated Voltage( V)	MARKING
	MIN	TYP					
MACM4520-701	500	700	59	2.2	10	50	701
3.MATERIAL LIST							
NO.	ITEM	DESCRIPTION	SUPPLIER				
1	CORE	FERRITE	SINCORES OR EQ				
2	WIRE	2UEW P180	PACIFIC OR EQ				
3	膠帶	DM膠帶	HENGRENXIN OR EQ				
4	SOLDER	Sn99.3 :Cu0.7	SHENMAO OR EQ				
5	INK	WHITE	BON MARK				
4.CHARACTERISTICS							
(1). All test data is based on 25°C ambient.							
(2). DC current(A)that will cause an approximate ΔT40°C							
(3). Operating temperature range: -40°C~+125°C							
(4).The part temperature (ambient + temp rise)should not exceed 125°C under worst case operating conditions. circuit design, component.PWB trace size and thickness,airflow and other cooling provision all affect the part temperature. Part temperature should be verified in the den application							
5.SPECIAL REQUEST							
(1)Lettering 701 on top of the body.							

CUSTOMER		MODEL NO.	MACM4520-701	REVISION	A/0
FILE NO.		PART NO.		DATE	2024.05.13

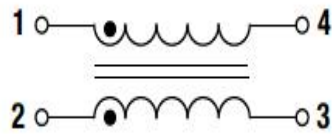
**6.PRODUCT IDENTIFICATION**

XXXX XXXX - XXX

①            ②            ③

①、Coilmx Series Name    ②、Dimensions    ③、Impedance

**7.CIRCUIT DIAGRAM**



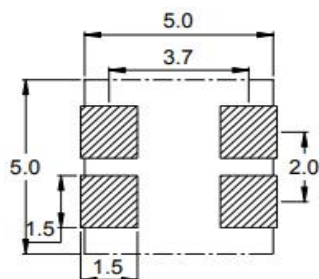
**8.APPLICATION**

- (1)Low profile,high current power supplies.
- (2)Battery powered devices.
- (3)DC/DC converters in distributed power systems.
- (5)DC/DC converters for field programmable gate array.

**9.FEATURES**

- (1)ROHS compliant.
- (2)Super low resistance,ultra high current rating.
- (3)high performance(I sat)realized by metal dust core.
- (4)Frequency Range:up to 1MHZ.

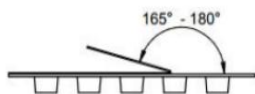
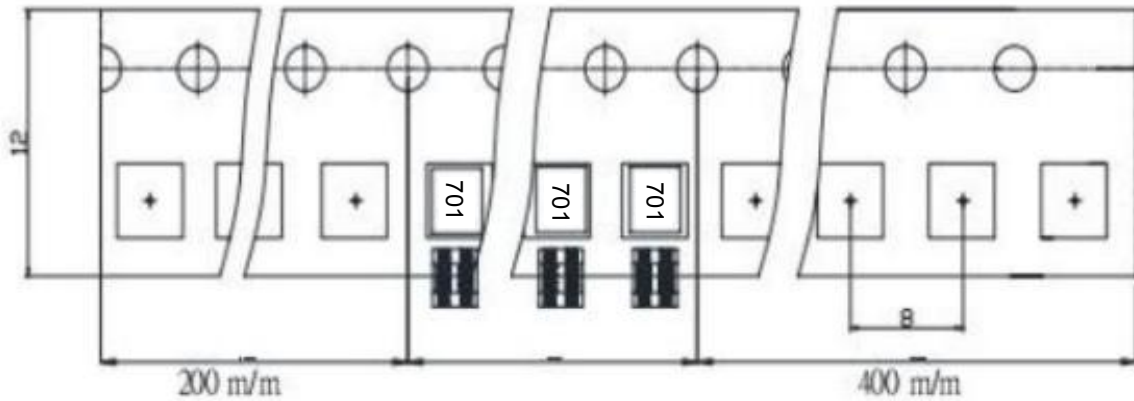
**10.RECOMMENDED PCB LAYOUT**



CUSTOMER		MODEL NO.	MACM4520-701	REVISION	A/0
FILE NO.		PART NO.		DATE	2024.05.13
项目Item	规格与需求 Specification and Requirement	测试方法Test Method			
可焊性 Solderability test	沾锡面积不得小于95%上锡面 Terminals area must have 95% min solder coverage	上锡升温曲线Solder heat proof: (1) 预热: 160±10°C持续90s Preheating: 160±10°C for 90 seconds (2) 恒温时段: 245±5°C持续2±0.5s Retention time: 245±5°C for 2±0.5 seconds			
振动测试 Vibration test	感值变化: 不超过±5% 且无破裂等机械损伤产生 Inductance change: Within±5% Without mechanical damage such as break	(1) 振动频率(10Hz 55Hz 10Hz)60s为一个周期 Vibration frequency: (10Hz to 55Hz to 10Hz) in 60 seconds as a period (2) 振动时间 Vibration time: 三维正交坐标系每个方向振动(周期)循环2小时 Period cycled for 2 hours in each of 3 mutual perpendicular directions (3) 振幅 Amplitude: 1.5 mm Max			
冲击测试 Shock test	感值变化: 不超过±5% 且无破裂等机械损伤产生 Inductance change: Within±5% Without mechanical damage such as break	(1) 最大振幅 Peak value: 100G (2) 脉冲波长 Duration of pulse: 11ms (3) 三维正交坐标系每个方向正负方向冲击3次 Times in each positive and negative direction of 3 mutual perpendicular directions			
冷热冲击 Thermal shock	感值变化: 不超过±5% 且无破裂等机械损伤产生 Inductance change: Within±5% Without mechanical damage such as break	(1)重复以上100个循环Repeat 100 cycle as follow (-40±2°C,30±3分钟) 室温5分钟 (-40±2°C,30±3 minutes) Room temperature,5 minutes (+125±2°C,30±3分钟) 室温5分钟 (+125±2°C,30±3 minutes) Room temperature,5 minutes (2)恢复: 测试于标准条件下恢复48+4/-0小时(参考注释1) Recovery:48+4/-0 hours of recovery under the standard condition after the test. (see Note1)			
耐高温测试 High temperature life test	感值变化: 不超过±5% 且无破裂等机械损伤产生 Inductance change: Within±5% Without mechanical damage such as break	(1)环境条件: 85±2°C Environment condition : 85±2°C 应用电流: 额定电流 Applied current: Rated current (2)持续时间: 1000+4/-0 小时(参考注释1) Duration:1000+4/-0 hours (see Note1)			
耐湿测试 Humidity Resistance	感值变化: 不超过±5% 且无破裂等机械损伤产生 Inductance change: Within±5% Without mechanical damage such as break	(1)环境条件: 60±2°C Environment condition : 60±2°C 湿度: 90~95% Humidity:90~95% 应用电流: 额定电流 Applied current: Rated current (2)持续时间: 1000+4/-0 小时(参考注释1) Duration:1000+4/-0 hours (see Note1)			
低温存放测试 Low temperature life test	感值变化: 不超过±5% 且无破裂等机械损伤产生 Inductance change: Within±5% Without mechanical damage such as break	(1)存储温度 Store temperature -40±2°C下存放 1000+4/-0 小时 -40±2°C for total 1000+4/-0 hours			
高温存放测试 High temperature life test	感值变化: 不超过±5% 且无破裂等机械损伤产生 Inductance change: Within±5% Without mechanical damage such as break	(1)存储温度 Store temperature +125±2°C下存放 1000+4/-0 小时 +125±2°C for total 1000+4/-0 hours			

CUSTOMER		MODEL NO.	MACM4520-701	REVISION	A/0
FILE NO.		PART NO.		DATE	2024.05.13

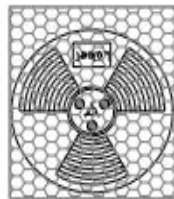
11、包装 Packaging



Tape width	Distance	Pull-of force
12mm	8mm	20-120g



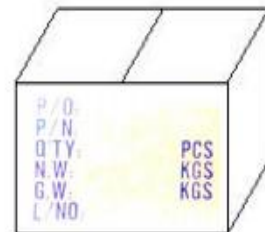
轮盘7 (直径178mm)  
数量: 1000PCS/盘



PE袋:  
数量: 4000PCS/袋



内盒:  
数量: 4000PCS/盒



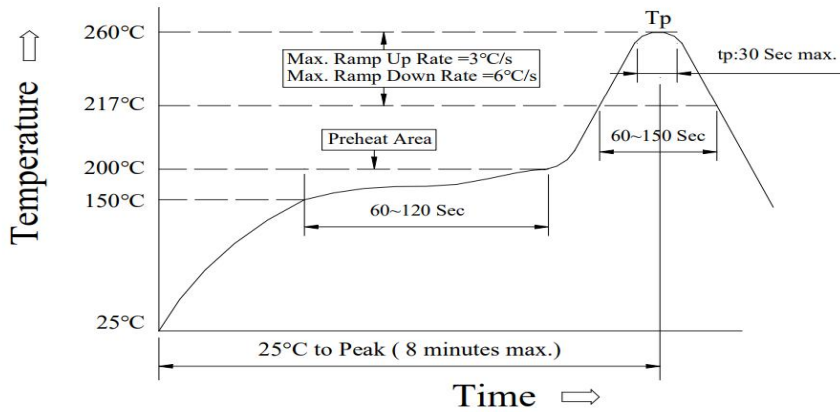
外箱, 数量:20000PCS/箱  
不足整箱用内盒或填充物装满

CUSTOMER		MODEL NO.	MACM4520-701	REVISION	A/0
FILE NO.		PART NO.		DATE	2024.05.13

Reflow curve

※ Reflow Profile

Power Choke Coil Type



1. Reflow Soldering Method

Reflow Soldering	Tp:255~260°C	Max.30 seconds ( tp )
	217°C	60~150 seconds
Pre-Heat	150 ~ 200°C	60~120 seconds
Time 25°C to peak temperature	8 minutes max.	

2. Soldering iron method : 350±5°C Max.3 seconds.

## X-ON Electronics

Largest Supplier of Electrical and Electronic Components

*Click to view similar products for [Common Mode Chokes / Filters](#) category:*

*Click to view products by [COILMX](#) manufacturer:*

Other Similar products are found below :

[PE-64683](#) [RD5122-6-9M6](#) [RD6137-6-7M5](#) [RD8147-16-3M0](#) [ST6118T-R](#) [FE3X025-10-7NL](#) [RD7147-25-0M7](#) [TCM0806G-350-2P-T](#)  
[TCM0806G-650-2P-T](#) [IND-0110](#) [UAL21VR0802000](#) [UALSC023000000](#) [UALSC1020JH000](#) [UALSU10VD20010](#) [UALSU9VD070100](#) [36-00037](#) [UALW21HS072450](#) [UALSU9H0208000](#) [UAL24VK06450CH](#) [PLT10HH501100PNB](#) [PLT10HH401100PNB](#) [PLT10HH1026R0PNB](#)  
[36-00029-01](#) [PE-67531](#) [TLH10UB](#) [113 0R5](#) [2752045447](#) [7351V](#) [CMF16-153131](#) [RD7147-6-6M0](#) [T8116NLT](#) [FE2X10-4-2NL](#) [36-00029-07](#)  
[T8003NLT](#) [CTX01-13663](#) [CTX66-19521-R](#) [RC212-0.5-10M](#) [RC112-0.4-15M](#) [RC212-0.6-6M8](#) [RC212-0.4-15M](#) [RC112-0.3-30M](#)  
[WTCF2012Z0M751PB](#) [PH9408.814NLT](#) [PAC6006.364NLT](#) [PAC6006.444NLT](#) [PAC6006.204NLT](#) [PH9407.204NLT](#) [PAC6006.264NLT](#)  
[PH9408.105NLT](#) [PH9408.494NLT](#) [PAC6006.104NLT](#)