



SPECIFICATION FOR APPROVAL

产品规格承认书

High Current Power Inductor

大电流功率电感

CUSTOMER.

MODEL NO.

MTP2918E-H系列

CUSTOMER'S PART NO.

LILE NO.

DATE.

2023.04.17

REVISION.

A/0

CUSTOMER APPROVE		
DATE:		
DRAWING		
DRAWN BY	CHECK BY	APPROVAL BY
DATE: 2023.04.17		



sira
CERTIFICATION



IATF16949 / ISO9001 / ISO14000

深圳市迈翔科技有限公司

SHENZHEN MOTTO TECHNOLOGY Co., Ltd

香港瑞德科技有限公司 黄冈市迈翔电子有限公司

Motto Technology park, niu e ling village no#214 xintian, nghua Town,

Guanlan Street, Longhua District, Shenzhen

TEL: +86 0755-8948751~2 89487610 Fax: +86 0755-61624574

[Http://www.coilmx.com](http://www.coilmx.com) E-mail: sales@mottotech.com

CUSTOMER		MODEL NO.	MTP2918E-H系列	REVISION	A/0
FILE NO.		PART NO.		DATE	2023.04.17
REVISIONS					
REW	PROJECT CHANGE	DESCRIPTION		Date	

CUSTOMER		MODEL NO.	MTP2918E-H系列	REVISION	A/0
FILE NO.		PART NO.		DATE	2023.04.17

1.PRODUCT DIMENSION		UNIT:mm	
	A	27.9Max	
	B	19.8Max	
	C	17.78Max	
	D	27.94Max	
	E	6.63±0.51	
	F	3.8±0.2	
	G	3.8Min	
	备注	印字按照不一样的感量区分印字	

2.ELECTRICAL REQUIREMENTS				
Part NO. 型号	Inductance(uH) 电感值±10%	DCR (mΩ)MAX	Saturationcurrent(A) 饱和电流	Temperature risecurrent (A)温升电流
	500KHz/0.1V	AT25°C MICROTEST 6377	500KHz/0.1V	500KHz/0.1V
MTP2918E-3R3M-H	3.3	2.86	85.0	28
MTP2918E-4R7M-H	4.7	2.86	61.2	28
MTP2918E-6R8M-H	6.8	2.86	43.0	28
MTP2918E-100M-H	10	2.86	30.0	28
MTP2918E-150M-H	15	2.86	21.2	28
MTP2918E-220M-H	22	2.86	14.0	28
MTP2918E-330M-H	33	2.86	8.7	28

3.CHARACTERISTICS

(1). All test data is based on 25°C ambient.

(2). DC current(A)that will cause an approximate ΔT40°C

(3). DC current(A)that will cause L0 to drop approximately 20%Typ

(4). Operating temperature range: -40°C~+125°C

(5).The part temperature (ambient + temp rise)should not exceed 125°C under worst case operating conditions. circuit design, component.PWB trace size and thickness,airflow and other cooling provision all affect the part temperature. Part temperature should be verified in the den application

4.SPECIAL REQUEST

COILMX
(1)Lettering MTP2918E-XXXM-H on top of the body.

CUSTOMER		MODEL NO.	MTP2918E-H系列	REVISION	A/0
FILE NO.		PART NO.		DATE	2023.04.17

5.PRODUCT IDENTIFICATION

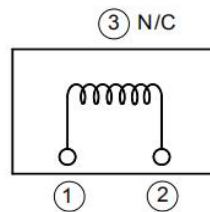
XXX XXXX - XXX X

① ② ③ ④

①、 Series name ②、 Product dimensions ③、 Inductance

④、 Tolerance: M±20%, N±30%.

6.ELECTRICAL SCHEMATICS



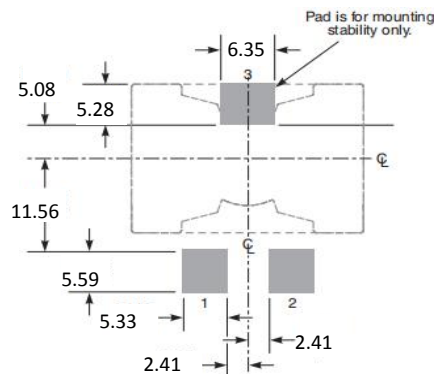
7.APPLICATION

- (1)Low profile,high current power supplies.
- (2)Battery powered devices.
- (3)DC/DC converters in distributed power systems.
- (4)DC/DC converters for field programmable gate array.

8.FEATURES

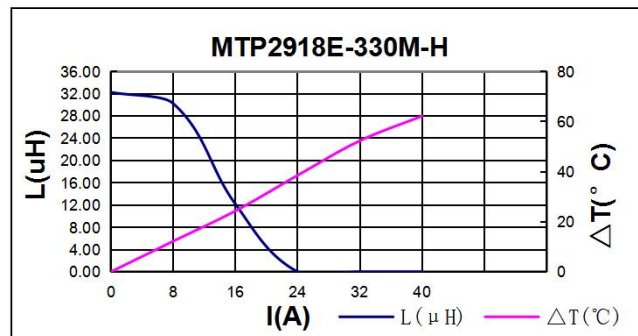
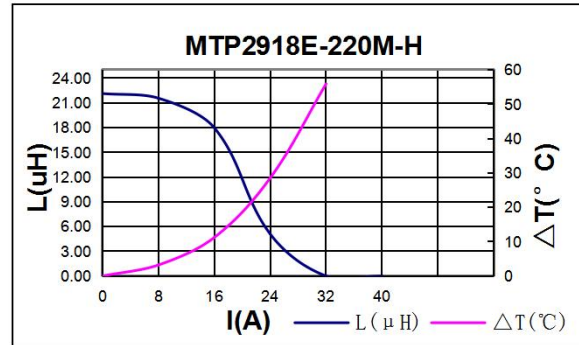
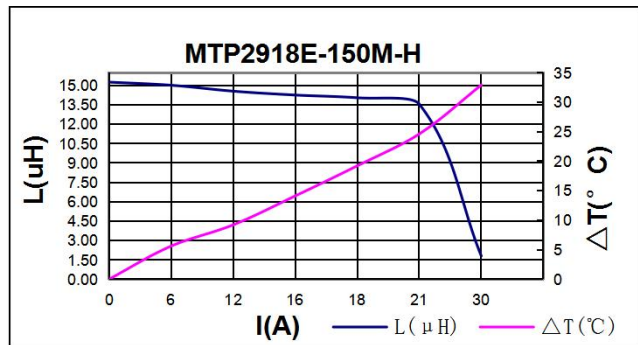
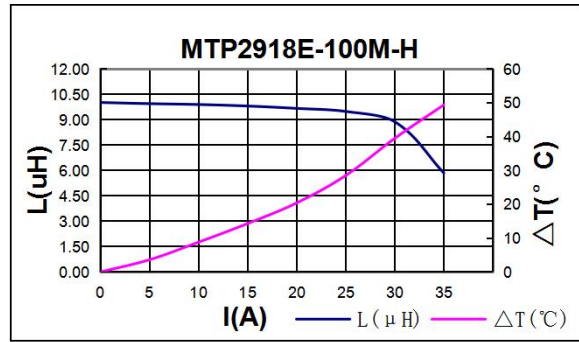
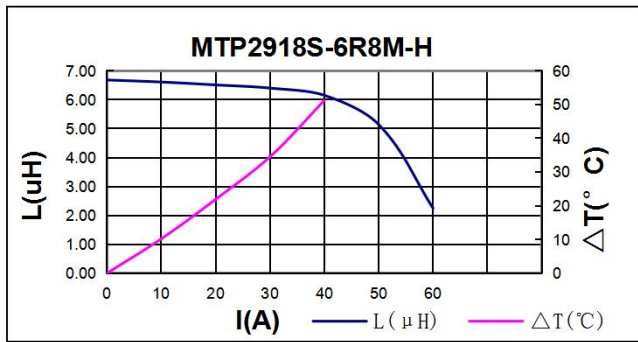
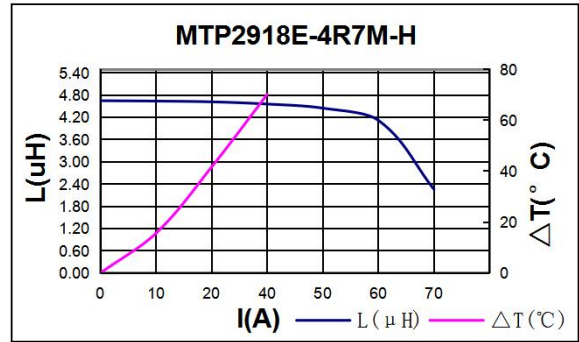
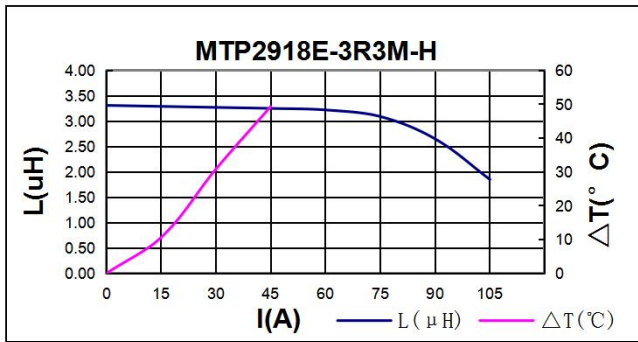
- (1)Assemblage design, sturdy structure.
- (2)High inductance, high current, low magnetic loss,low ESR, small parasitic capacitance.
- (3)Flat wire winding, achieve a low D.C. Resistance.
- (4)Temperature rise current and saturation current is less influenced by environment.

9.RECOMMENDED PCB LAYOUT



CUSTOMER		MODEL NO.	MTP2918E-H系列	REVISION	A/0
FILE NO.		PART NO.		DATE	2023.04.17

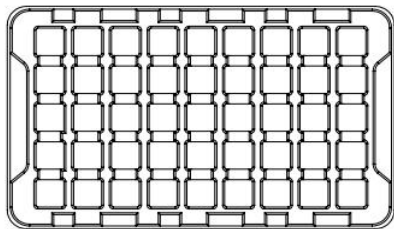
10.Saturation current VS temperature rise current curve



CUSTOMER		MODEL NO.	MTP2918E-H系列	REVISION	A/0
FILE NO.		PART NO.		DATE	2023.04.17
11.可靠性Reliability					
项目Item	规格与需求 Specification and Requirement		测试方法Test Method		
可焊性 Solderability test	沾锡面积不得小于95%上锡面 Terminals area must have 95% min solder coverage		上锡升温曲线Solder heat proof: (1) 预热: 160±10℃持续90s Preheating: 160±10℃ for 90 seconds (2) 恒温时段: 245±5℃持续2±0.5s Retention time: 245±5℃ for 2±0.5 seconds		
振动测试 Vibration test	感值变化: 不超过±5% 且无破裂等机械损伤产生 Inductance change: Within±5% Without mechanical damage such as break		(1) 振动频率(10Hz 55Hz 10Hz)60s为一个周期 Vibration frequency: (10Hz to 55Hz to 10Hz) in 60 seconds as a period (2) 振动时间 Vibration time: 三维正交坐标系每个方向振动(周期) 循环2小时 Period cycled for 2 hours in each of 3 mutual perpendicular directions (3) 振幅 Amplitude: 1.5 mm Max		
冲击测试 Shock test	感值变化: 不超过±5% 且无破裂等机械损伤产生 Inductance change: Within±5% Without mechanical damage such as break		(1) 最大振幅 Peak value: 100G (2) 脉冲波长 Duration of pulse: 11ms (3) 三维正交坐标系每个方向正负方向冲击3次 Times in each positive and negative direction of 3 mutual perpendicular directions		
冷热冲击 Thermal shock	感值变化: 不超过±5% 且无破裂等机械损伤产生 Inductance change: Within±5% Without mechanical damage such as break		(1)重复以上100个循环Repeat 100 cycle as follow (-55±2℃,30±3分钟) 室温5分钟 Room temperature,5 minutes (+125±2℃,30±3分钟) 室温5分钟 Room temperature,5 minutes (2)恢复: 测试于标准条件下恢复48+4/-0小时 (参考注释1) Recovery:48+4/-0 hours of recovery under the standard condition after the test. (see Note1)		
耐高温测试 High temperature life test	感值变化: 不超过±5% 且无破裂等机械损伤产生 Inductance change: Within±5% Without mechanical damage such as break		(1)环境条件: 85±2℃ Environment condition : 85±2℃ 应用电流: 额定电流 Applied current: Rated current (2)持续时间: 1000+4/-0 小时 (参考注释1) Duration:1000+4/-0 hours (see Note1)		
耐湿测试 Humidity Resistance	感值变化: 不超过±5% 且无破裂等机械损伤产生 Inductance change: Within±5% Without mechanical damage such as break		(1)环境条件: 60±2℃ Environment condition : 60±2℃ 湿度: 90~95% Humidity:90~95% 应用电流: 额定电流 Applied current: Rated current (2)持续时间: 1000+4/-0 小时 (参考注释1) Duration:1000+4/-0 hours (see Note1)		
低温存放测试 Low temperature life test	感值变化: 不超过±5% 且无破裂等机械损伤产生 Inductance change: Within±5% Without mechanical damage such as break		(1)存储温度 Store temperature -55±2℃下存放 1000+4/-0 小时 -55±2℃ for total 1000+4/-0 hours		
高温存放测试 High temperature life test	感值变化: 不超过±5% 且无破裂等机械损伤产生 Inductance change: Within±5% Without mechanical damage such as break		(1)存储温度 Store temperature +125±2℃下存放 1000+4/-0 小时 +125±2℃ for total 1000+4/-0 hours		

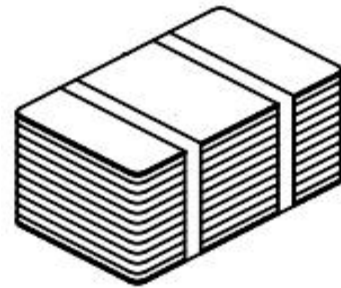

CUSTOMER		MODEL NO.	MTP2918E-H系列	REVISION	A/0
FILE NO.		PART NO.		DATE	2023.04.17

12、包装 Packaging

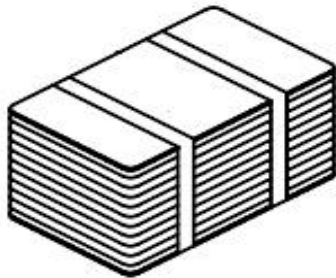


Quantity/Tray:40PCS

Tray X 7

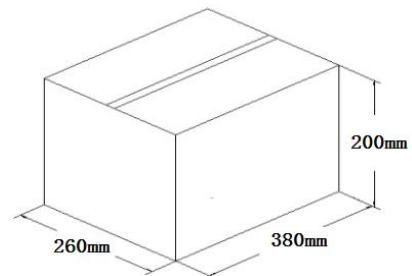


Quantity/Bundle:280PCS



Quantity/Bundle:280PCS

Bundle X 1



Quantity/Carton:280PCS

包装数量packing quantity

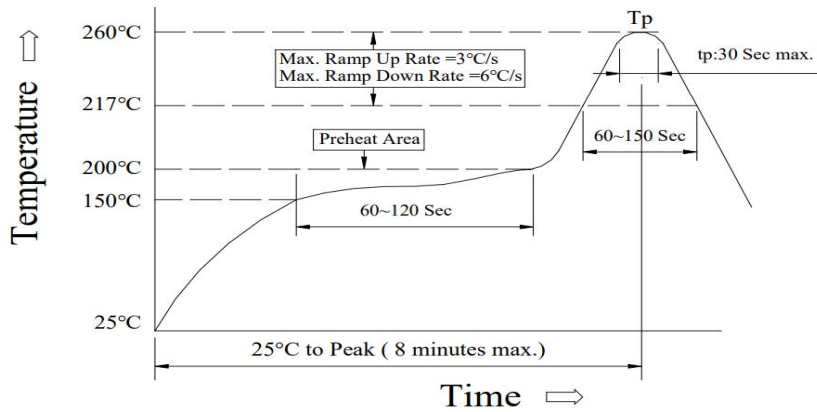
Product Series 产品系列	Quantity/Tray 数量/盘	Quantity/Bundle 数量/捆	Quantity/Carton 数量/箱
MTP2918	40PCS	280PCS	280PCS

CUSTOMER		MODEL NO.	MTP2918E-H系列	REVISION	A/0
FILE NO.		PART NO.		DATE	2023.04.17

Reflow curve

※ Reflow Profile

Power Choke Coil Type



1. Reflow Soldering Method

Reflow Soldering	Tp:255~260°C	Max.30 seconds (tp)
	217°C	60~150 seconds
Pre-Heat	150 ~ 200°C	60~120 seconds
Time 25°C to peak temperature	8 minutes max.	

2. Soldering iron method : 350±5°C Max.3 seconds.

X-ON Electronics

Largest Supplier of Electrical and Electronic Components

Click to view similar products for [Fixed Inductors](#) category:

Click to view products by [COILMX](#) manufacturer:

Other Similar products are found below :

[CR32NP-100KC](#) [70F224AI](#) [MHQ1005P10NJ](#) [MHQ1005P1N0S](#) [MHQ1005P2N4S](#) [MHQ1005P3N6S](#) [MHQ1005P5N1S](#) [MHQ1005P8N2J](#)
[PE-53601NL](#) [PE-53602NL](#) [PG0936.113NLT](#) [9220-20](#) [9310-16](#) [PM06-2N7](#) [PM06-39NJ](#) [A01TK](#) [1206CS-471XJ](#) [HC2-R47-R](#) [HC8-1R2-R](#)
[HCF1305-3R3-R](#) [1206CS-151XG](#) [RCH664NP-4R7M](#) [RCP1317NP-391L](#) [DH2280-4R7M](#) [DS1608C-106](#) [B10TJ](#) [B82498B3101J000](#) [ELJ-](#)
[RE27NJF2](#) [1812CS-153XJ](#) [1812CS-183XJ](#) [1812CS-223XJ](#) [1812LS-104XJ](#) [1812LS-105XJ](#) [1812LS-124XJ](#) [1812LS-154XJ](#) [1812LS-223XJ](#)
[1812LS-224XJ](#) [1812LS-563XJ](#) [1812LS-683XJ](#) [1812LS-824XJ](#) [NIN-FB101JTR110F](#) [NIN-FB471JTR62F](#) [NIN-FC1R5JTR220F](#) [NIN-](#)
[HCR15JTRF](#) [NIN-HCR33JTRF](#) [NIN-HDR22JTRF](#) [NIN-HDR82JTRF](#) [NIN-HK2N7STRF](#) [NIN-PA150KTR370F](#) [NIN-PB100KTR550F](#)