

BR10005-G Thru. BR5010-G Series

Reverse Voltage: 50 to 1000V

Forward Current: 10/15/25/35/50A

RoHS Device

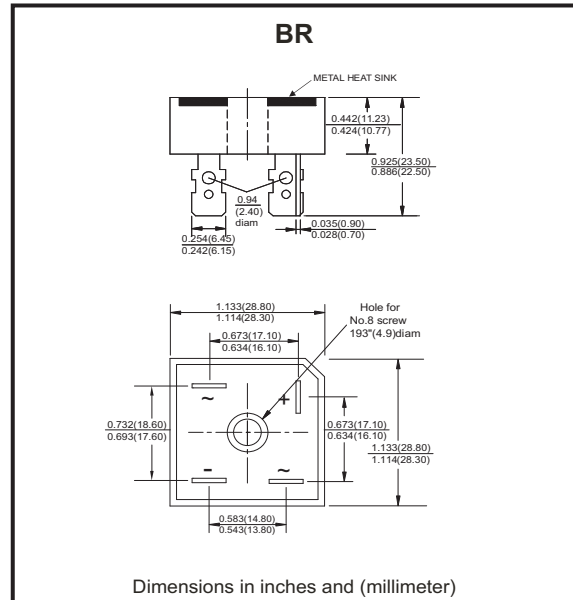


Features

- Surge overload -240~500 Amperes peak.
- Low forward voltage drop.
- Electrically isolated base -2000 Volts.
- Materials used carries UL recognition.
- Solderable 0.25" FAST ON terminals.
- UL recognized file # E349301

Mechanical Data

- Polarity: As marked on Body
- Mounting position: Any
- Weight: 19.09 grams



Maximum ratings and electrical characteristics

Rating at 25°C ambient temperature unless otherwise specified.
 Single phase, half wave ,60Hz, resistive or inductive load.
 For capacitive load, derate current by 20%

Parameter	Symbol	BR-G	BR-G	BR-G	BR-G	BR-G	BR-G	BR-G	Unit
		10005	1001	1002	1004	1006	1008	1010	
		15005	1501	1502	1504	1506	1508	1510	
		25005	2501	2502	2504	2506	2508	2510	
		35005	3501	3502	3504	3506	3508	3510	
		50005	5001	5002	5004	5006	5008	5010	
Max. Recurrent Peak Reverse Voltage	V _{RRM}	50	100	200	400	600	800	1000	V
Maximum RMS Bridge Input Voltage	V _{RRM}	35	70	140	280	420	560	700	V

Parameter	Symbol	BR10	BR15	BR25	BR35	BR50	Unit
Maximum Average Forward Rectified Output Current @Tc=55°C	I _(AV)	10	15	25	35	50	A
Peak Forward Surge Current , 8.3ms Single Half Sine-Wave Super Imposed On Rated Load	I _{FSM}	240	300	400	400	500	A
Maximum Forward Voltage Drop Per Element at 5.0/7.5/12.5/17.5/25.0A Peak	V _F	1.1					V
Maximum Reverse Current at rated DC Blocking Voltage Per Element @ T _J =25°C	I _R	10.0					µA
Operating Temperature Range	T _J	-55 to +150					°C
Storage Temperature Range	T _{STG}	-55 to +150					°C

Company reserves the right to improve product design , functions and reliability without notice.

REV: C

Rating and Characteristics Curves (BR10005-G Thru. BR5010-G Series)

Fig.1 - Derating Curve Output Rectified Current

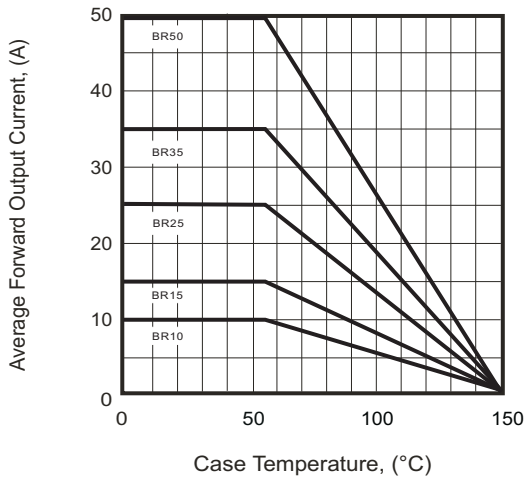


Fig.2 - Typical Forward Characteristics

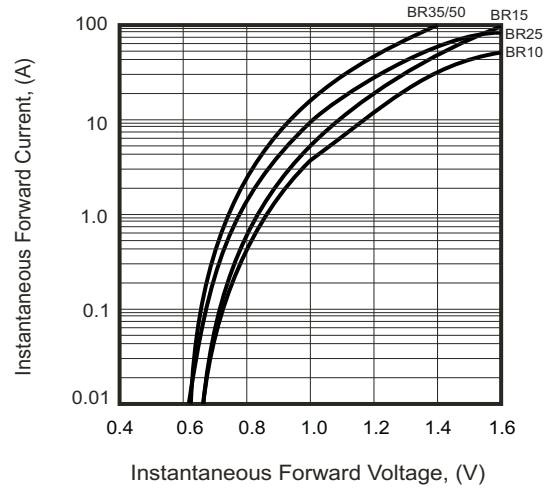


Fig.3 - Max. Forward Surge Current

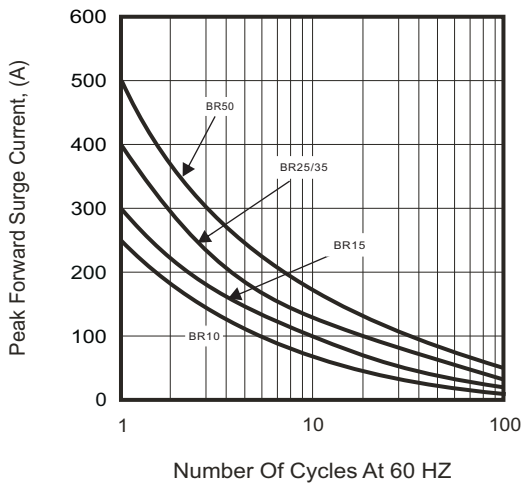
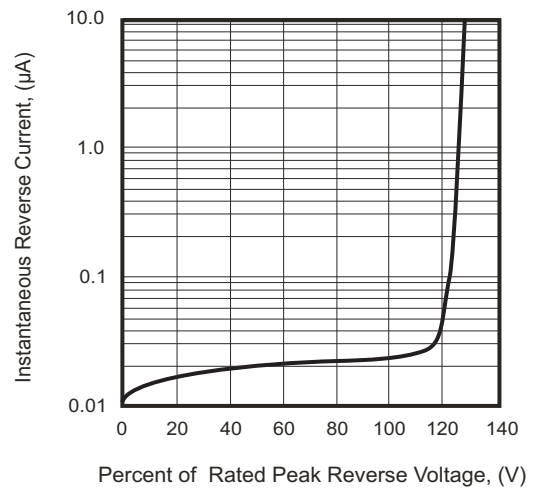
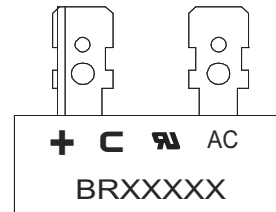


Fig.4 - Typical Reverse Characteristics



Marking Code

Part Number	Marking code
BR10005-G	BR10005
BR15005-G	BR15005
BR25005-G	BR25005
BR35005-G	BR35005
BR50005-G	BR50005
BR1001-G	BR1001
BR1501-G	BR1501
BR2501-G	BR2501
BR3501-G	BR3501
BR5001-G	BR5001
BR1002-G	BR1002
BR1502-G	BR1502
BR2502-G	BR2502
BR3502-G	BR3502
BR5002-G	BR5002
BR1004-G	BR1004
BR1504-G	BR1504
BR2504-G	BR2504
BR3504-G	BR3504
BR5004-G	BR5004
BR1006-G	BR1006
BR1506-G	BR1506
BR2506-G	BR2506
BR3506-G	BR3506
BR5006-G	BR5006
BR1008-G	BR1008
BR1508-G	BR1508
BR2508-G	BR2508
BR3508-G	BR3508
BR5008-G	BR5008
BR1010-G	BR1010
BR1510-G	BR1510
BR2510-G	BR2510
BR3510-G	BR3510
BR5010-G	BR5010



XXXXX / XXXX = Product type marking code

C = Comchip Logo

Standard Packaging

Case Type	BULK PACK	
	BOX (pcs)	CARTON (pcs)
BR	50	500

X-ON Electronics

Largest Supplier of Electrical and Electronic Components

Click to view similar products for [Bridge Rectifiers](#) category:

Click to view products by [Comchip](#) manufacturer:

Other Similar products are found below :

[MB2510](#) [MB252](#) [MB356G](#) [MB358G](#) [90MT160KPBF](#) [GBJ1504-BP](#) [GBU15J-BP](#) [GBU15K-BP](#) [GBU4A-BP](#) [GBU4D-BP](#) [GBU6B-E3/45](#)
[GSIB680-E3/45](#) [DB101-BP](#) [DF01](#) [DF10SA-E345](#) [KBPC50-10S](#) [RS405GL-BP](#) [G5SBA60-E3/51](#) [GBU10J-BP](#) [GBU6M](#) [GBU8D-BP](#)
[GBU8J-BP](#) [GSIB1520-E3/45](#) [36MB140A](#) [TB102M](#) [MB1510](#) [MB258](#) [MB6M-G](#) [MB86](#) [TL401G](#) [MDA920A2](#) [TU602](#) [TU810](#) [BR1005-BP](#)
[BR101-BP](#) [BR84DTP204](#) [BU2008-E3/51](#) [36MB100A](#) [KBPC10/15/2501WP](#) [KBPC25-02](#) [VS-2KBB60](#) [DF06SA-E345](#) [DF1510S](#) [VS-](#)
[40MT160PAPBF](#) [W02M](#) [GBL02-E3/45](#) [GBU4G-BP](#) [GBJ2506-BP](#) [GBU6B-E3/51](#) [GSIB15A80-E3/45](#)