

CDBV120-HF Thru. CDBV140-HF

Forward current: 1.0A

Reverse voltage: 20 to 40V

RoHS Device

Halogen Free



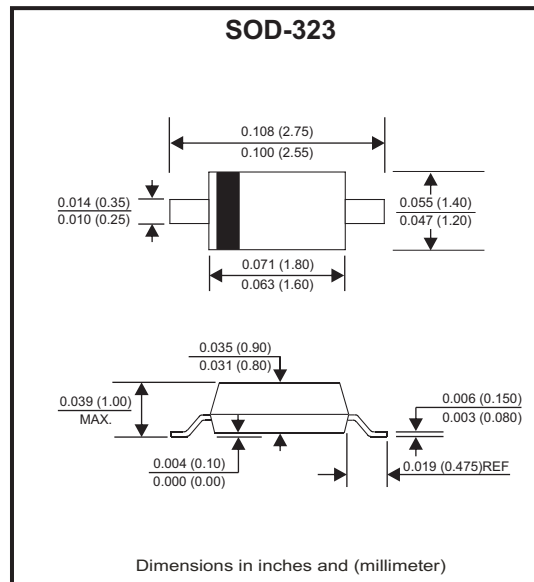
Features

- For use in low voltage, high frequency inverters.
- Free wheeling, and polarity protection applications.

Mechanical Data

- Case: SOD-323, molded plastic.
- Terminals: Solderable per MIL-STD-750, method 2026.
- Polarity: Indicated by cathode end.

Circuit Diagram



Maximum Ratings (At Ta=25°C, unless otherwise noted)

Parameter	Symbol	CDBV120-HF	CDBV130-HF	CDBV140-HF	Unit
Non-repetitive peak reverse voltage	V_{RM}	20	30	40	V
Peak repetitive peak reverse voltage	V_{RRM}	20	30	40	V
Working peak reverse voltage	V_{RWM}				
DC blocking voltage	V_R				
RMS reverse voltage	$V_{R(RMS)}$	14	21	28	V
Average rectified output current	I_O	1			A
Non-repetitive peak forward surge current @ t=8.3ms	I_{FSM}	9			A
Repetitive peak forward current	I_{FRM}	1.5			A
Power dissipation	P_D	250			mW
Thermal resistance, junction to ambient	$R_{\theta JA}$	400			°C/W
Junction temperature range	T_J	-40 ~ +125			°C
Storage temperature range	T_{STG}	-55 ~ +150			°C

Electrical Characteristics (At Ta=25°C, unless otherwise noted)

Parameter	Conditions	Symbol	Min.	Max.	Unit
Reverse breakdown voltage	CDBV120-HF CDBV130-HF CDBV140-HF $I_R = 1mA$	$V_{(BR)}$	20 30 40		V
Reverse voltage leakage current	CDBV120-HF CDBV130-HF CDBV140-HF $V_R = 20V$ $V_R = 30V$ $V_R = 40V$	I_R		1	mA
Forward voltage	CDBV120-HF CDBV130-HF CDBV140-HF $I_F = 1A$	V_F		0.45 0.55 0.60	V
	CDBV120-HF CDBV130-HF CDBV140-HF $I_F = 3A$			0.75 0.875 0.90	V
Diode capacitance	$V_R = 4V, f = 1MHz$	C_D		120	pF

Company reserves the right to improve product design , functions and reliability without notice.

REV:B

TYPICAL RATING AND CHARACTERISTIC CURVES (CDBV120-HF thru.CDBV140-HF)

Fig.1- Power Derating Curve

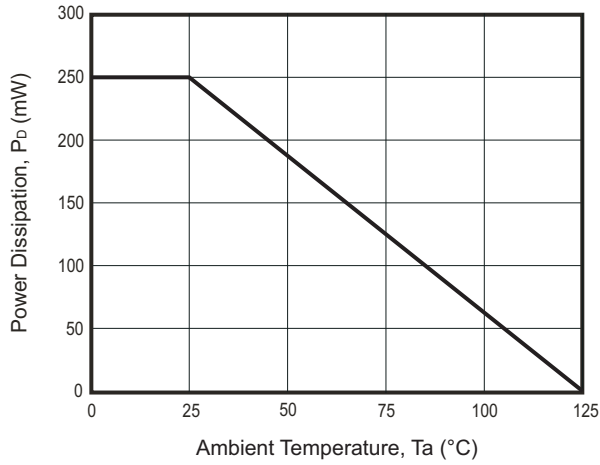
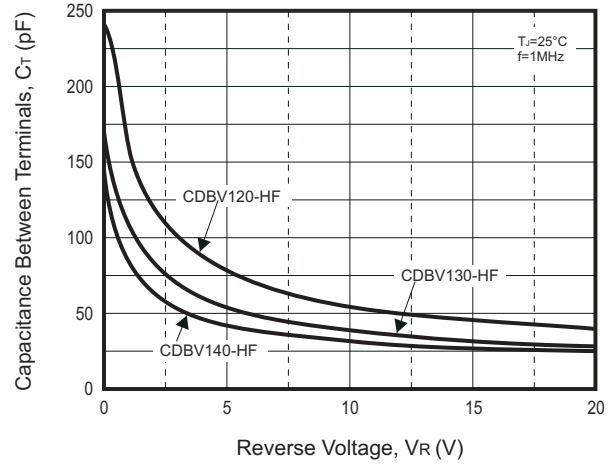


Fig.2- Capacitance Characteristics



TYPICAL RATING AND CHARACTERISTIC CURVES (CDBV120-HF)

Fig.3 - Forward Characteristics

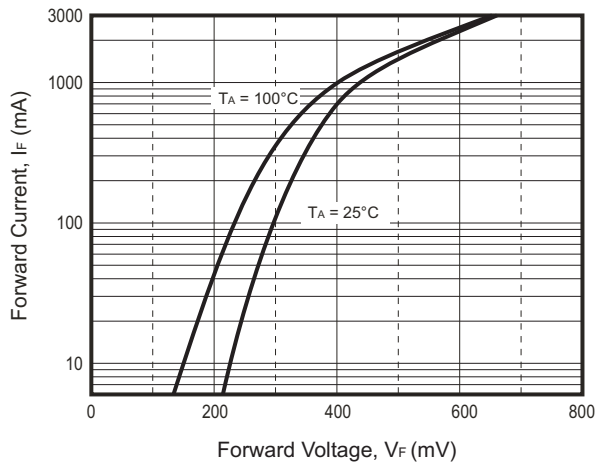
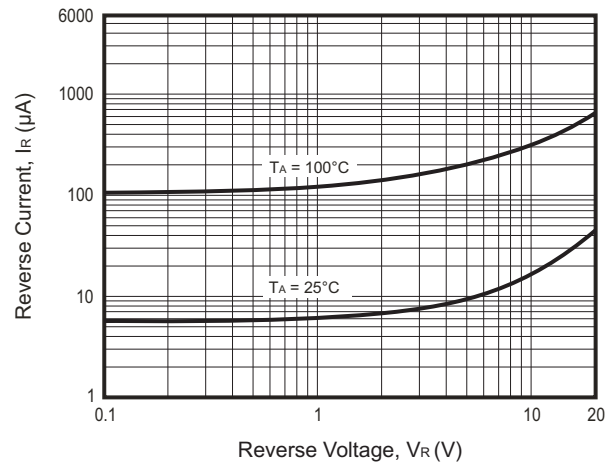


Fig.4 - Reverse Characteristics



TYPICAL RATING AND CHARACTERISTIC CURVES (CDBV130-HF)

Fig.5 - Forward Characteristics

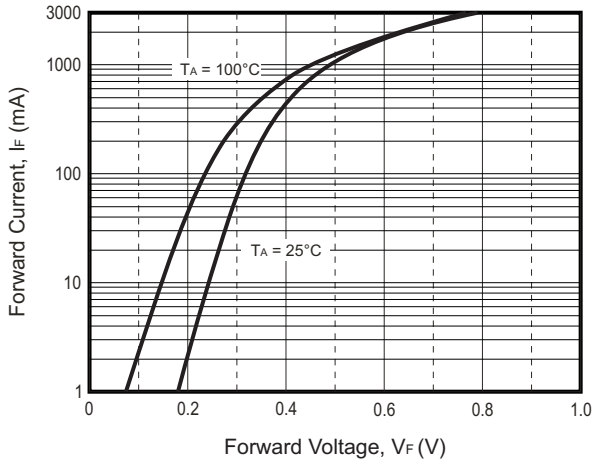
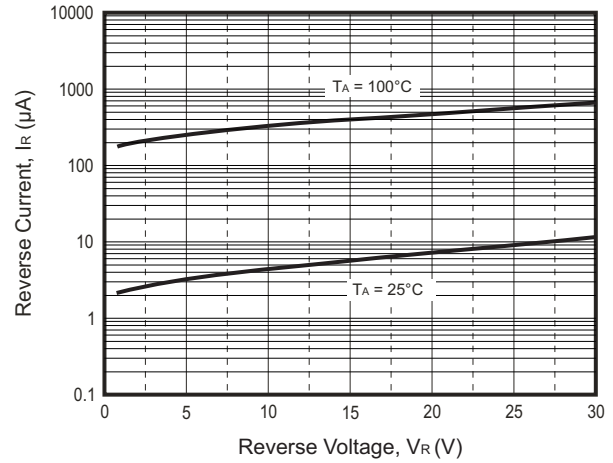


Fig.6 - Reverse Characteristics



TYPICAL RATING AND CHARACTERISTIC CURVES (CDBV140-HF)

Fig.7 - Forward Characteristics

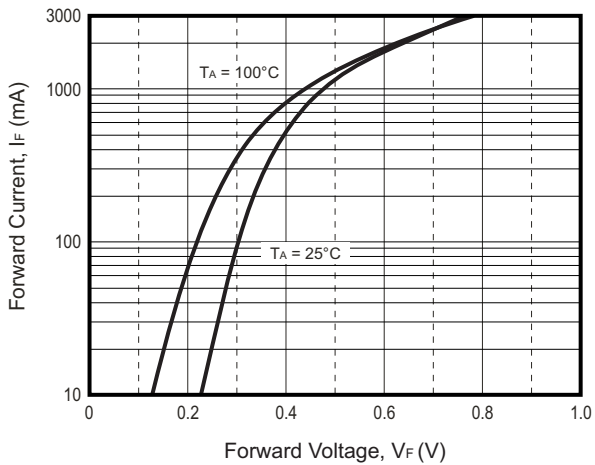
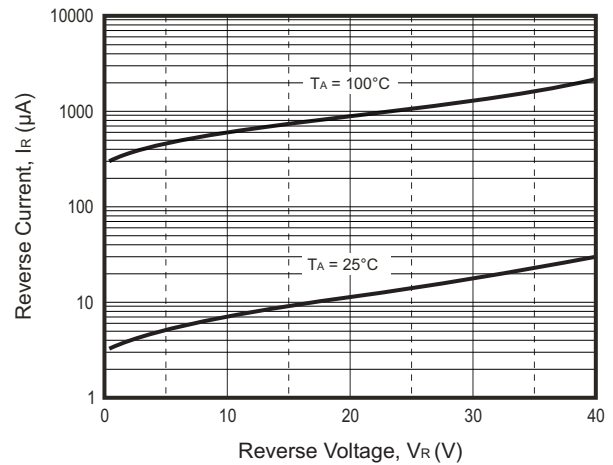
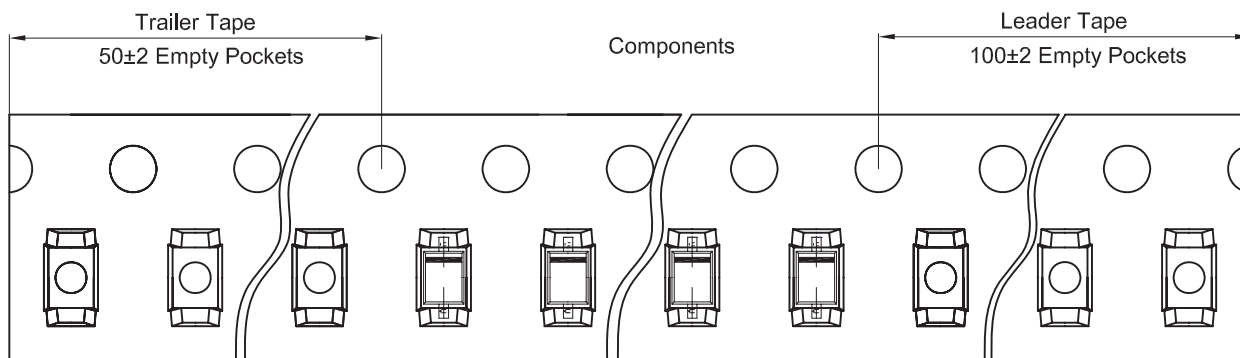
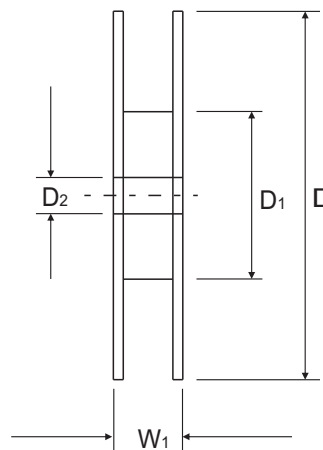
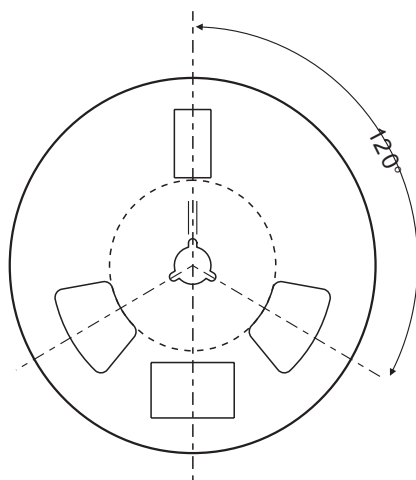
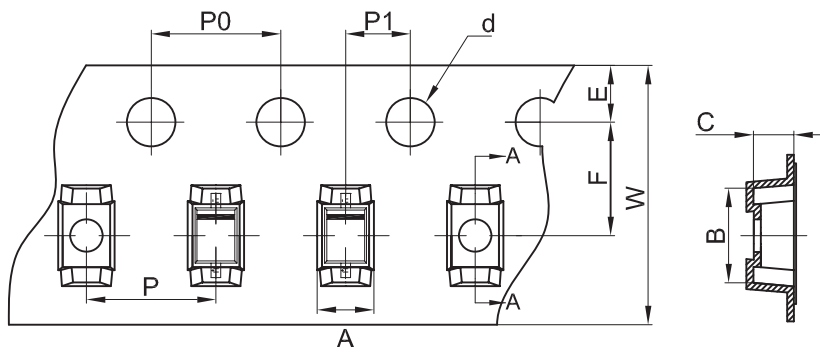


Fig.8 - Reverse Characteristics



Reel Taping Specification



SOD-323	SYMBOL	A	B	C	d	D	D1	D2
	(mm)	1.48 ± 0.05	3.30 ± 0.05	1.25 ± 0.05	1.50 ± 0.10	178 ± 2.00	54.40 ± 1.00	13.00 ± 1.00
	(inch)	0.058 ± 0.002	0.130 ± 0.002	0.049 ± 0.002	0.059 ± 0.004	7.008 ± 0.079	2.142 ± 0.039	0.512 ± 0.039

SOD-323	SYMBOL	E	F	P	P0	P1	W	W1
	(mm)	1.75 ± 0.10	3.50 ± 0.10	4.00 ± 0.10	4.00 ± 0.10	2.00 ± 0.10	8.00 ± 0.30 / - 0.10	12.30 ± 1.00
	(inch)	0.069 ± 0.004	0.138 ± 0.004	0.158 ± 0.004	0.158 ± 0.004	0.079 ± 0.004	0.315 ± 0.012 / - 0.004	0.484 ± 0.039

Company reserves the right to improve product design, functions and reliability without notice.

REV:B

Marking Code

Part Number	Marking Code
CDBV120-HF	SJ
CDBV130-HF	SK
CDBV140-HF	SL



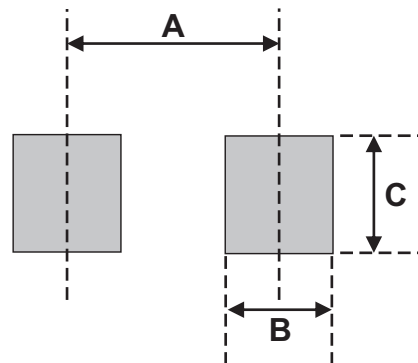
XX = Product type marking code

▬ = The marking bar indicates the cathode.

Solid dot “ . ” = Halogen Free

Suggested PAD Layout

SIZE	SOD-323	
	(mm)	(inch)
A	2.15	0.085
B	0.70	0.028
C	0.70	0.028



Note:

- 1.General tolerance: $\pm 0.05\text{mm}$.
- 2.The pad layout is for reference purposes only.

Standard Packaging

Case Type	REEL PACK	
	REEL (pcs)	Reel Size (inch)
SOD-323	3,000	7

X-ON Electronics

Largest Supplier of Electrical and Electronic Components

Click to view similar products for [Schottky Diodes & Rectifiers](#) category:

Click to view products by [Comchip](#) manufacturer:

Other Similar products are found below :

[MA4E2039](#) [D1FH3-5063](#) [MBR10100CT-BP](#) [MBR1545CT](#) [MMBD301M3T5G](#) [RB160M-50TR](#) [RB551V-30](#) [BAS16E6433HTMA1](#) [BAT](#)
[54-02LRH E6327](#) [NSR05F40QNXT5G](#) [NTE555](#) [JANS1N6640](#) [SB07-03C-TB-H](#) [SK310-T](#) [SK32A-LTP](#) [SK33A-TP](#) [SK34B-TP](#) [SS3003CH-](#)
[TL-E](#) [GA01SHT18](#) [CRS10I30A\(TE85L,QM](#) [MA4E2501L-1290](#) [MBRA140TRPBF](#) [MBRB30H30CT-1G](#) [SB007-03C-TB-E](#) [SK32A-TP](#)
[SK33B-TP](#) [SK35A-TP](#) [SK38B-TP](#) [NRVBM120LT1G](#) [NTE505](#) [NTSB30U100CT-1G](#) [SS15E-TP](#) [VS-6CWQ10FNHM3](#) [ACDBA1100LR-HF](#)
[ACDBA1200-HF](#) [ACDBA140-HF](#) [ACDBA2100-HF](#) [ACDBA3100-HF](#) [CDBQC0530L-HF](#) [CDBQC0240LR-HF](#) [BAT6202VH6327XTSA1](#)
[ACDBA340-HF](#) [ACDBA260LR-HF](#) [ACDBA1100-HF](#) [SK310B-TP](#) [MA4E2502L-1246](#) [MA4E2502H-1246](#) [NRVBM120ET1G](#)
[NSR01L30MXT5G](#) [NTE573](#)