


## CDSZ01100-HF

**$I_o = 100 \text{ mA}$**   
 **$V_R = 80 \text{ Volts}$**   
**RoHS Device**  
**Halogen Free**



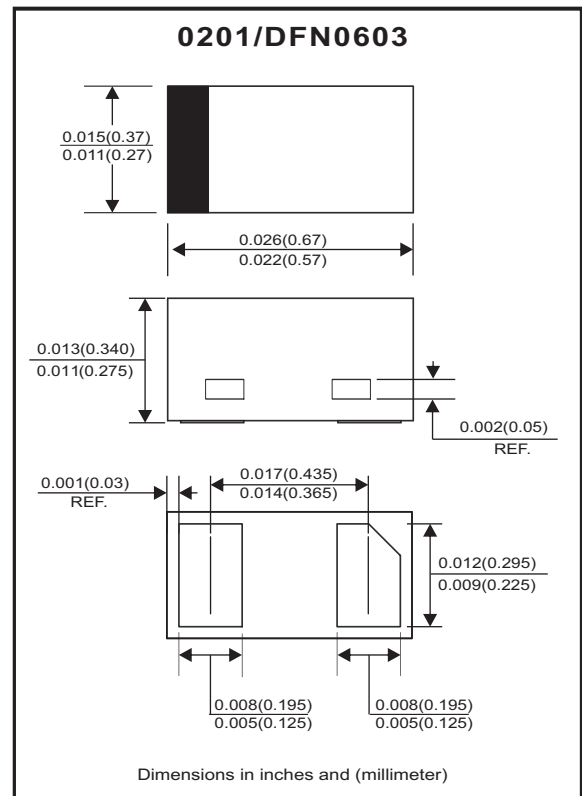
### Features

- High Speed.
- Designed for mounting on ultra small surface.
- Extremely thin/leadless package.
- High mounting capability, strong surge withstand, high reliability.
- Low capacitance.

### Mechanical data

- Case: 0201/DFN0603 package, molded plastic.
- Terminals: Gold plated, solderable per MIL-STD-750, method 2026.
- Polarity: Color band denotes cathode end.
- Mounting position: Any
- Weight: 0.0004 grams(approx.).

### Circuit diagram



### Maximum Rating (at $T_A=25^\circ\text{C}$ unless otherwise noted)

Parameter	Conditions	Symbol	Min	Typ	Max	Unit
Repetitive peak reverse voltage		$V_{RRM}$			100	V
Reverse voltage		$V_R$			80	V
Repetitive peak forward current		$I_{FM}$			300	mA
Average forward current		$I_o$			100	mA
Non-repetitive peak forward surge current	$T_p=1.0\mu\text{s}$	$I_{FSM}$			2	A
Power dissipation		$P_D$			200	mW
Operating temperature range		$T_J$	-40		+150	$^\circ\text{C}$
Storage temperature range		$T_{STG}$	-55		+150	$^\circ\text{C}$

## Electrical Characteristics (at TA=25 °C unless otherwise noted)

Parameter	Conditions	Symbol	Min	Typ	Max	Unit
Forward voltage	IF = 1mA	VF		0.61		V
	IF = 10mA			0.75		V
	IF = 100mA			0.93	1.2	V
Reverse current	VR = 30V	IR			0.3	μA
	VR = 80V				0.5	μA
Capacitance between terminals	f = 1MHz, and 0 VDC reverse voltage	CT		0.35	3	pF
Reverse recovery time	IF = IR=10mA, RL = 100 ohms Irr = 1mA	TRR			4	nS

## RATING AND TYPICAL CHARACTERISTIC CURVES (CDSZ01100-HF)

Fig.1 - Forward Characteristics

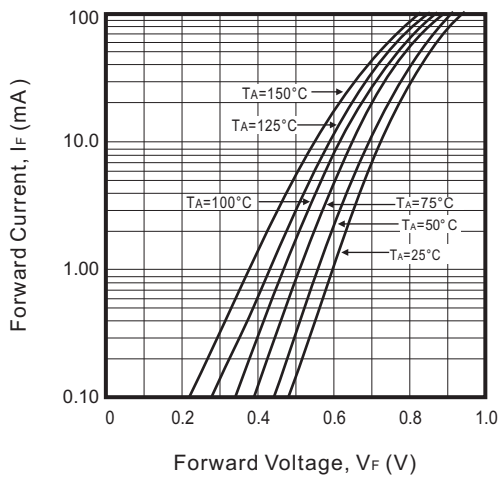


Fig.2 - Reverse Characteristics

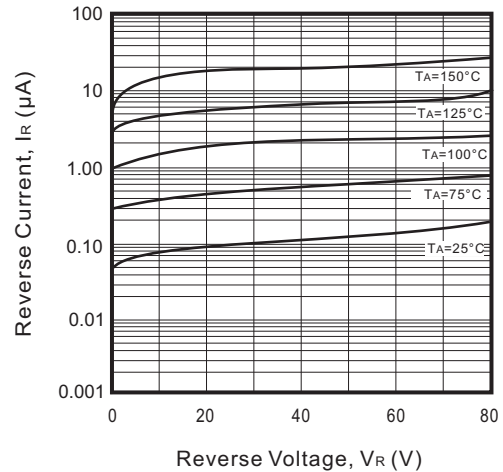


Fig.3 - Capacitance Between Terminals Characteristics

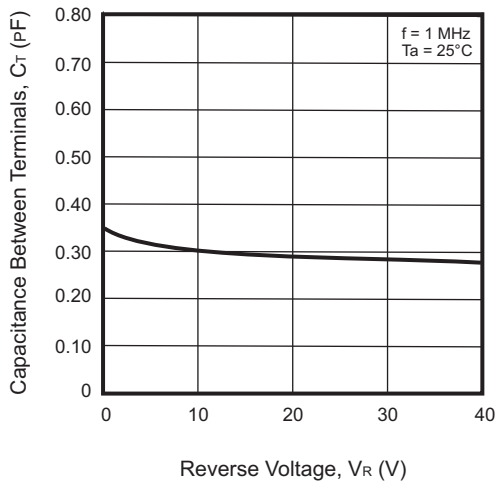
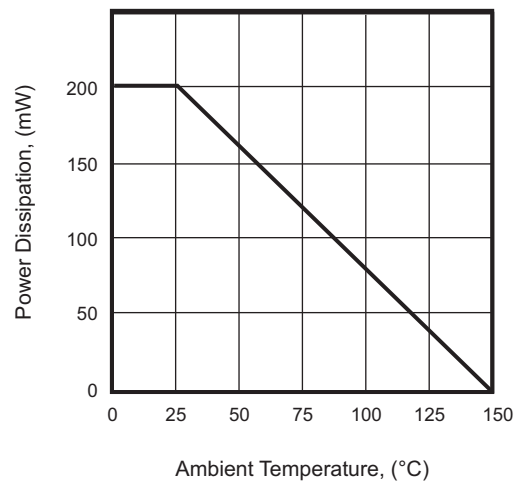
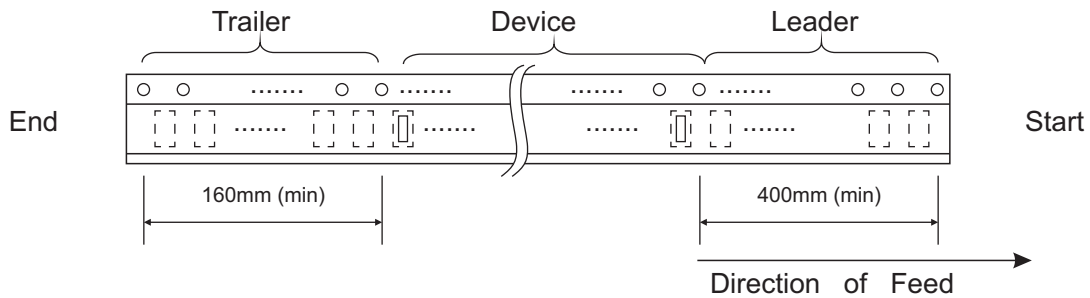
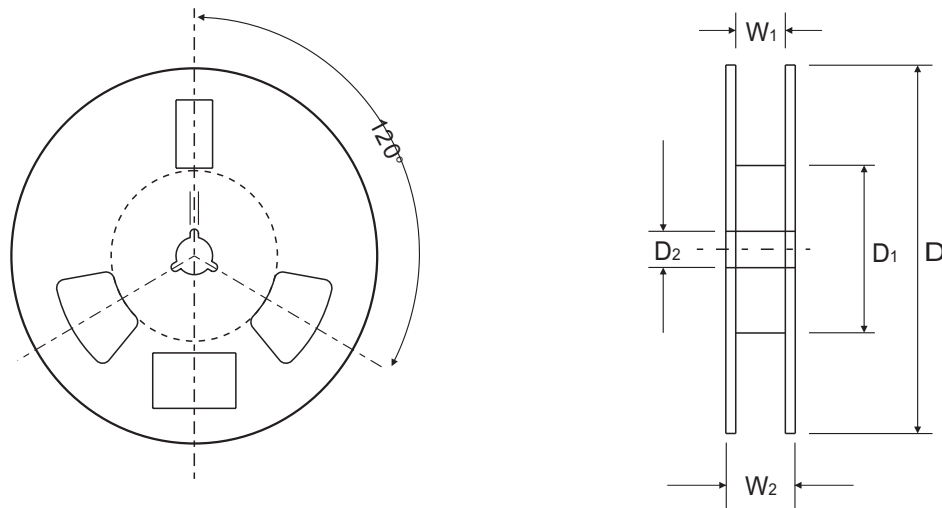
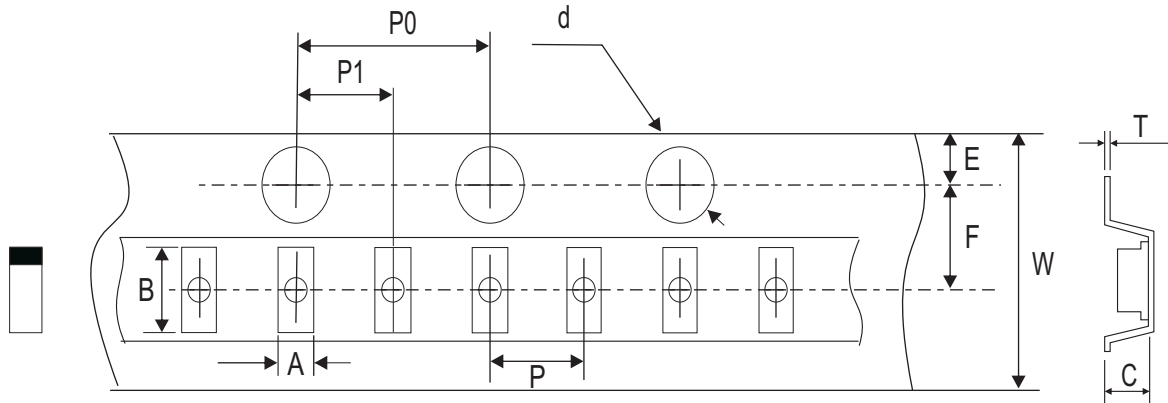


Fig.4 - Power Derating Curve



## Reel Taping Specification



0201 (DFN0603)	SYMBOL	A	B	C	d	D	D <sub>1</sub>	D <sub>2</sub>	W
	(mm)	0.39 + 0.03 - 0.02	0.72 ± 0.05	0.36 ± 0.03	1.50 + 0.10	178 ± 1.00	54.4 ± 0.40	13.0 ± 0.20	8.00 ± 0.10
	(inch)	0.015 + 0.001 - 0.001	0.028 ± 0.002	0.014 ± 0.001	0.059 + 0.004	7.008 ± 0.039	2.142 ± 0.016	0.512 ± 0.008	0.315 ± 0.004

0201 (DFN0603)	SYMBOL	E	F	P	P <sub>0</sub>	P <sub>1</sub>	T	W <sub>1</sub>	W <sub>2</sub>
	(mm)	1.75 ± 0.10	3.50 ± 0.05	2.00 ± 0.05	4.00 ± 0.05	2.00 ± 0.05	0.23 ± 0.05	9.50 ± 1.00	12.30 ± 0.10
	(inch)	0.069 ± 0.004	0.138 ± 0.002	0.079 ± 0.002	0.157 ± 0.002	0.079 ± 0.002	0.009 ± 0.002	0.374 ± 0.039	0.484 ± 0.004

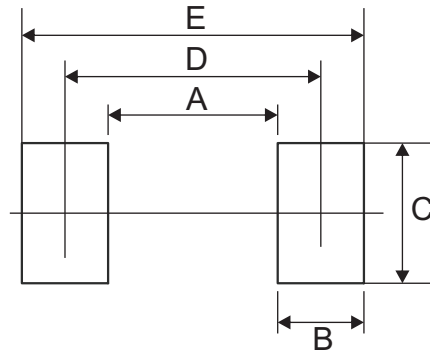
## Marking Code

Part Number	Marking Code
CDSZ01100-HF	S



## Suggested PAD Layout

SIZE	0201(DFN0603)	
	(mm)	(inch)
A	0.16	0.006
B	0.24	0.009
C	0.34	0.013
D	0.40	0.016
E	0.64	0.025



## Standard Packaging

Case Type	Qty Per Reel	Reel Size
	(Pcs)	(inch)
0201(DFN0603)	10,000	7

## X-ON Electronics

Largest Supplier of Electrical and Electronic Components

*Click to view similar products for [Diodes - General Purpose, Power, Switching category](#):*

*Click to view products by [Comchip manufacturer](#):*

Other Similar products are found below :

[RD0306T-H](#) [BAV17-TR](#) [BAV19-TR](#) [1N3611](#) [NTE156A](#) [NTE525](#) [NTE571](#) [NTE5804](#) [NTE5806](#) [NTE6244](#) [1SS181-TP](#) [1SS193,LF](#)  
[1SS400CST2RA](#) [SDAA13](#) [SHN2D02FUTW1T1G](#) [LS4151GS08](#) [1N4449](#) [1N456A](#) [1N4934-E3/73](#) [1N914B](#) [1N914BTR](#) [RFUH20TB3S](#)  
[BAS 28 E6327](#) [BAV199-TP](#) [BAW56DWQ-7-F](#) [BAW75-TAP](#) [MM230L-CAA](#) [IDW40E65D1](#) [JAN1N3600](#) [LL4151-GS18](#) [053684A](#)  
[SMMSD4148T3G](#) [707803H](#) [NSVDAN222T1G](#) [SP000010217](#) [CDSZC01100-HF](#) [BAV199E6433HTMA1](#) [BAV70M3T5G](#) [SMBT2001T1G](#)  
[NTE5801](#) [NTE5800](#) [NTE5808](#) [NTE6240](#) [NTE6248](#) [BAS28-7](#) [BAW56HDW-13](#) [BAS28 TR](#) [VS-HFA04SD60STR-M3](#)  
[NSVM1MA152WKT1G](#) [BAV99TQ-13-F](#)