


GBU25005-G Thru. GBU2510-G

Reverse Voltage: 50 to 1000V

Forward Current: 25.0A

RoHS Device

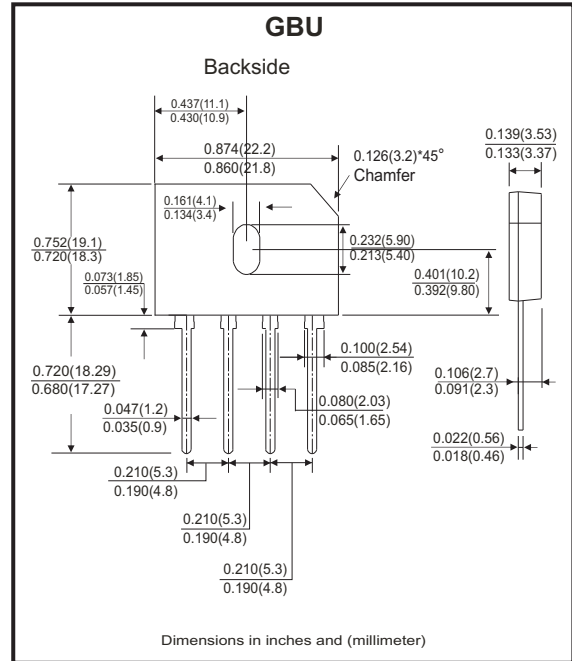


Features

- Surge overload rating -350 amperes peak.
- Ideal for printed circuit board.
- UL recognized file # E349301

Mechanical Data

- Epoxy: UL 94V-0 rate flame retardant.
- Case: Molded plastic, GBU
- Mounting position: Any
- Weight: 3.91 grams (approx.).



Maximum ratings and electrical characteristics

Rating at 25°C ambient temperature unless otherwise specified.
Single phase, half wave, 60Hz, resistive or inductive load.
For capacitive load, derate current by 20%

Parameter	Symbol	GBU 25005-G	GBU 2501-G	GBU 2502-G	GBU 2504-G	GBU 2506-G	GBU 2508-G	GBU 2510-G	Unit	
Maximum Recurrent Peak Reverse Voltage	V_{RRM}	50	100	200	400	600	800	1000	V	
Maximum RMS Voltage	V_{RMS}	35	70	140	280	420	560	700	V	
Maximum DC Blocking Voltage	V_{DC}	50	100	200	400	600	800	1000	V	
Maximum Average Forward (With heatsink Note2) Rectified Current @ $T_c=100^\circ\text{C}$ (without heatsink)	$I_{(AV)}$					25.0				A
						4.2				
Peak Forward Surge Current, 8.3ms Single Half Sine-Wave Super Imposed On Rated Load (JEDEC Method)	I_{FSM}					350				A
Maximum Forward Voltage at 12.5A DC	V_F					1.0				V
Maximum DC Reverse Current @ $T_J=25^\circ\text{C}$ At Rate DC Blocking Voltage @ $T_J=125^\circ\text{C}$	I_R					10.0				μA
						500				
$I^2 T$ Rating for Fusing ($t < 8.3\text{ms}$)	$I^2 t$					508				A^2s
Typical Junction Capacitance Per Element (Note 1)	C_j					70				pF
Typical Thermal Resistance	$R_{\theta JC}$					2.2				$^\circ\text{C/W}$
Operating Temperature Range	T_J					-55 to +150				$^\circ\text{C}$
Storage Temperature Range	T_{STG}					-55 to +150				$^\circ\text{C}$

Notes:

1. Measured at 1.0MHz and applied reverse voltage of 4.0V DC.
2. Device mounted on 100mm*100mm*1.6mm Cu plate heatsink.

Company reserves the right to improve product design, functions and reliability without notice.

REV: D

Rating and Characteristics Curves (GBU25005-G Thru. GBU2510-G)

Fig.1 - Derating Curve Output Rectified Current

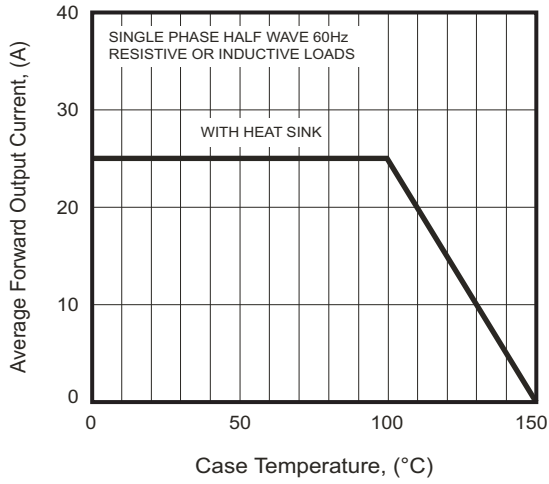


Fig.2 - Max. Forward Surge Current

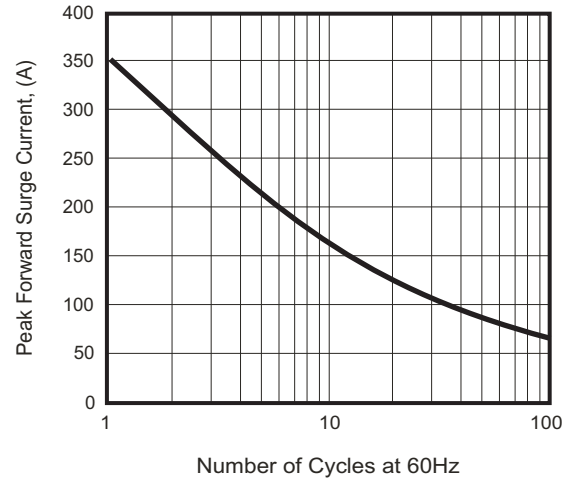


Fig.3 - Typical Forward Characteristics

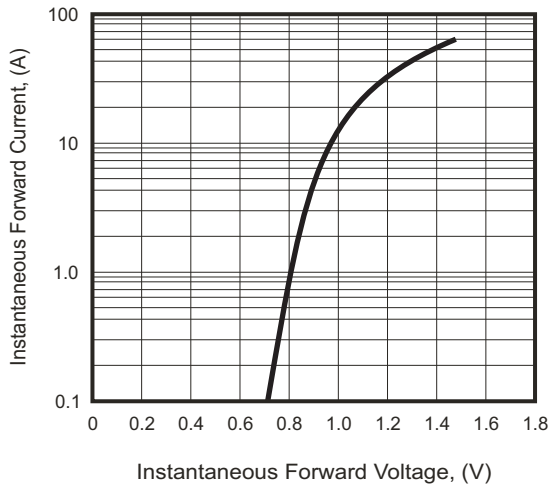
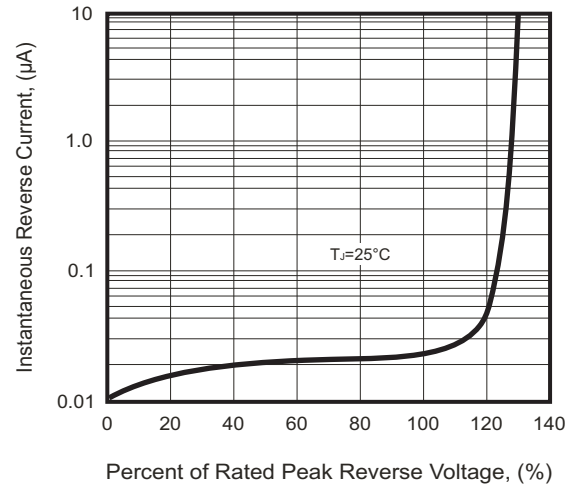
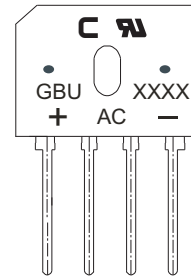


Fig.4 - Typical Reverse Characteristics



Marking Code

Part Number	Marking code
GBU25005-G	GBU25005
GBU2501-G	GBU2501
GBU2502-G	GBU2502
GBU2504-G	GBU2504
GBU2506-G	GBU2506
GBU2508-G	GBU2508
GBU2510-G	GBU2510



XXXX / XXXXX = Product type marking code
C = Comchip Logo

Standard Packaging

Case Type	TUBE PACK	
	TUBE (pcs)	Carton (pcs)
GBU	20	1,000

X-ON Electronics

Largest Supplier of Electrical and Electronic Components

Click to view similar products for [Bridge Rectifiers](#) category:

Click to view products by [Comchip](#) manufacturer:

Other Similar products are found below :

[MB2510](#) [MB252](#) [MB356G](#) [MB358G](#) [90MT160KPBF](#) [GBJ1504-BP](#) [GBU15J-BP](#) [GBU15K-BP](#) [GBU4A-BP](#) [GBU4D-BP](#) [GBU6B-E3/45](#)
[GSIB680-E3/45](#) [DB101-BP](#) [DF01](#) [DF10SA-E345](#) [KBPC50-10S](#) [RS405GL-BP](#) [G5SBA60-E3/51](#) [GBU10J-BP](#) [GBU6M](#) [GBU8D-BP](#)
[GBU8J-BP](#) [GSIB1520-E3/45](#) [36MB140A](#) [TB102M](#) [MB1510](#) [MB258](#) [MB6M-G](#) [MB86](#) [TL401G](#) [MDA920A2](#) [TU602](#) [TU810](#) [BR1005-BP](#)
[BR101-BP](#) [BR84DTP204](#) [BU2008-E3/51](#) [36MB100A](#) [KBPC10/15/2501WP](#) [KBPC25-02](#) [VS-2KBB60](#) [DF06SA-E345](#) [DF1510S](#) [VS-](#)
[40MT160PAPBF](#) [W02M](#) [GBL02-E3/45](#) [GBU4G-BP](#) [GBJ2506-BP](#) [GBU6B-E3/51](#) [GSIB15A80-E3/45](#)