


## GBU6005-G Thru. GBU610-G

Reverse Voltage: 50 to 1000V

Forward Current: 6.0A

RoHS Device

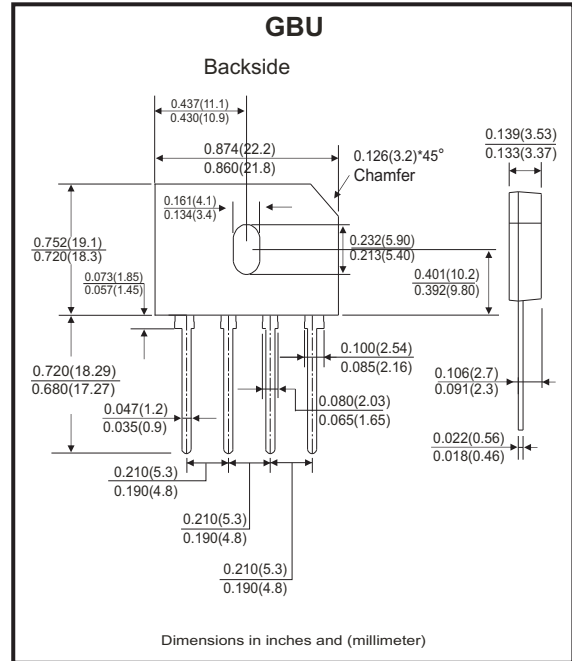


### Features

- Surge overload rating -175 amperes peak.
- Ideal for printed circuit board.
- UL recognized file # E349301

### Mechanical Data

- Epoxy: UL 94V-0 rate flame retardant.
- Case: Molded plastic, GBU
- Mounting position: Any.
- Weight: 3.91 grams (approx.).



### Maximum ratings and electrical characteristics

Rating at 25°C ambient temperature unless otherwise specified.  
Single phase, half wave, 60Hz, resistive or inductive load.  
For capacitive load, derate current by 20%

Parameter	Symbol	GBU 6005-G	GBU 601-G	GBU 602-G	GBU 604-G	GBU 606-G	GBU 608-G	GBU 610-G	Unit	
Maximum Recurrent Peak Reverse Voltage	$V_{RRM}$	50	100	200	400	600	800	1000	V	
Maximum RMS Voltage	$V_{RMS}$	35	70	140	280	420	560	700	V	
Maximum DC Blocking Voltage	$V_{DC}$	50	100	200	400	600	800	1000	V	
Maximum Average Forward (With heatsink Note2) Rectified Current @Tc=100°C (without heatsink)	$I_{AV}$					6.0				A
Peak Forward Surge Current, 8.3ms Single Half Sine-Wave Super Imposed On Rated Load (JEDEC Method)	$I_{FSM}$					175				A
Maximum Forward Voltage at 3.0A DC	$V_F$					1.0				V
Maximum DC Reverse Current @Tj=25°C At Rate DC Blocking Voltage @Tj=125°C	$I_R$					10.0				$\mu A$
$I^2 T$ Rating for Fusing(t<8.3ms)	$I^2 t$					127				A <sup>2</sup> s
Typical Junction Capacitance Per Element (Note 1)	$C_J$					50				pF
Typical Thermal Resistance	$R_{\theta JC}$					2.2				°C/W
Operating Temperature Range	$T_J$					-55 to +150				°C
Storage Temperature Range	$T_{STG}$					-55 to +150				°C

Notes:

1. Measured at 1.0MHz and applied reverse voltage of 4.0V DC.
2. Device mounted on 75mm\*75mm\*1.6mm Cu plate heatsink.

Company reserves the right to improve product design , functions and reliability without notice.

REV: D

## Rating and Characteristics Curves (GBU6005-G Thru. GBU610-G)

Fig.1 - Forward Current Derating Curve

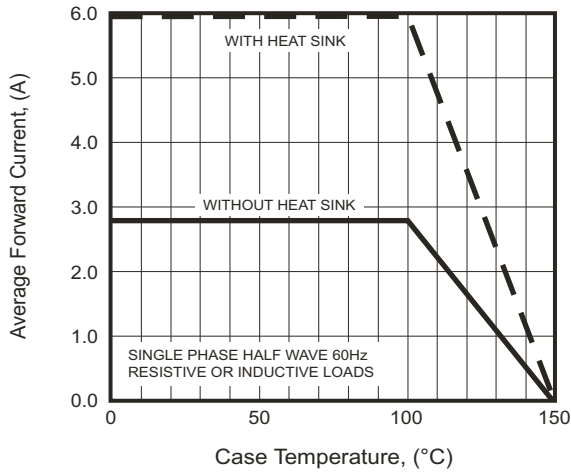


Fig.2 - Typical Forward Characteristics

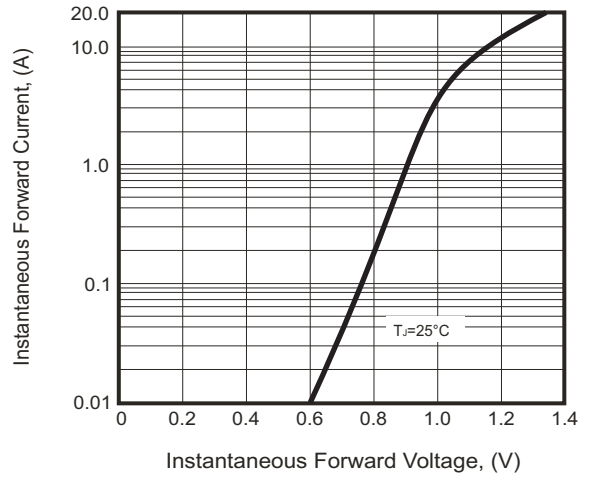


Fig.3 - Maximum Non-Repetitive Surge Current

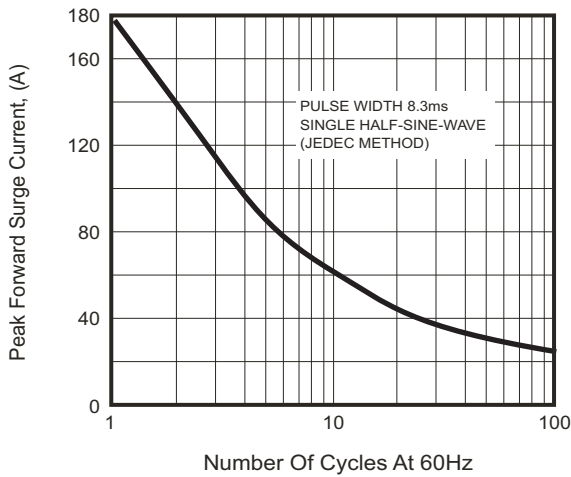


Fig.4 - Typical Junction Capacitance

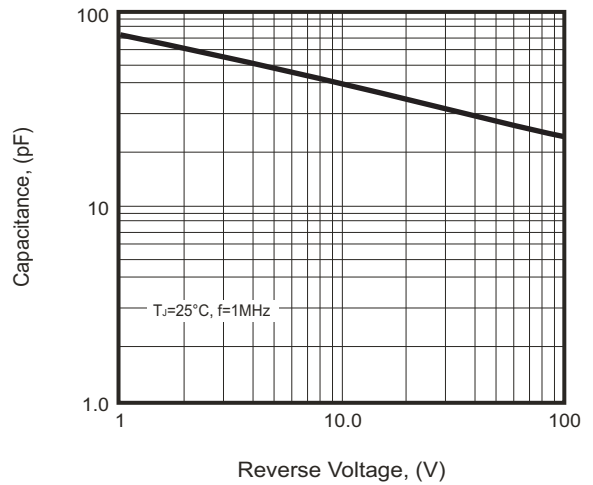
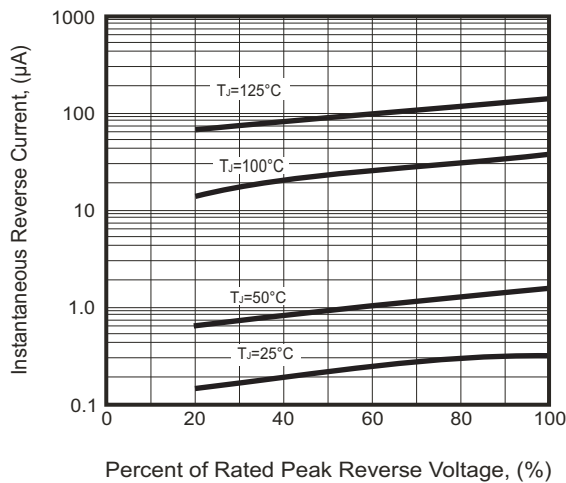


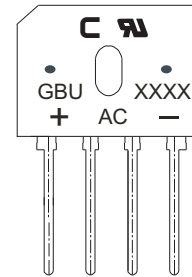
Fig.5 - Typical Reverse Characteristics



Company reserves the right to improve product design, functions and reliability without notice.

## Marking Code

Part Number	Marking code
GBU6005-G	GBU6005
GBU601-G	GBU601
GBU602-G	GBU602
GBU604-G	GBU604
GBU606-G	GBU606
GBU608-G	GBU608
GBU610-G	GBU610



XXX / XXXX = Product type marking code  
**C** = Compchip Logo

## Standard Packaging

Case Type	TUBE PACK	
	TUBE ( pcs )	Carton ( pcs )
GBU	20	1,000

## X-ON Electronics

Largest Supplier of Electrical and Electronic Components

*Click to view similar products for [Bridge Rectifiers](#) category:*

*Click to view products by [Comchip](#) manufacturer:*

Other Similar products are found below :

[MB2510](#) [MB252](#) [MB356G](#) [MB358G](#) [90MT160KPBF](#) [GBJ1504-BP](#) [GBU15J-BP](#) [GBU15K-BP](#) [GBU4A-BP](#) [GBU4D-BP](#) [GBU6B-E3/45](#)  
[GSIB680-E3/45](#) [DB101-BP](#) [DF01](#) [DF10SA-E345](#) [KBPC50-10S](#) [RS405GL-BP](#) [G5SBA60-E3/51](#) [GBU10J-BP](#) [GBU6M](#) [GBU8D-BP](#)  
[GBU8J-BP](#) [GSIB1520-E3/45](#) [2KBB10](#) [36MB140A](#) [TB102M](#) [MB1510](#) [MB258](#) [MB6M-G](#) [MB86](#) [TL401G](#) [MDA920A2](#) [TU602](#) [TU810](#)  
[BR1005-BP](#) [BR101-BP](#) [BR84DTP204](#) [BU2008-E3/51](#) [36MB100A](#) [KBPC10/15/2501WP](#) [KBPC25-02](#) [VS-2KBB60](#) [DF06SA-E345](#)  
[DF1510S](#) [VS-40MT160PAPBF](#) [W02M](#) [GBL02-E3/45](#) [GBU4G-BP](#) [GBJ2506-BP](#) [GBU6B-E3/51](#)