

KBP2005G-G Thru. KBP210G-G

Reverse Voltage: 50 to 1000V

Forward Current: 2.0 Amp

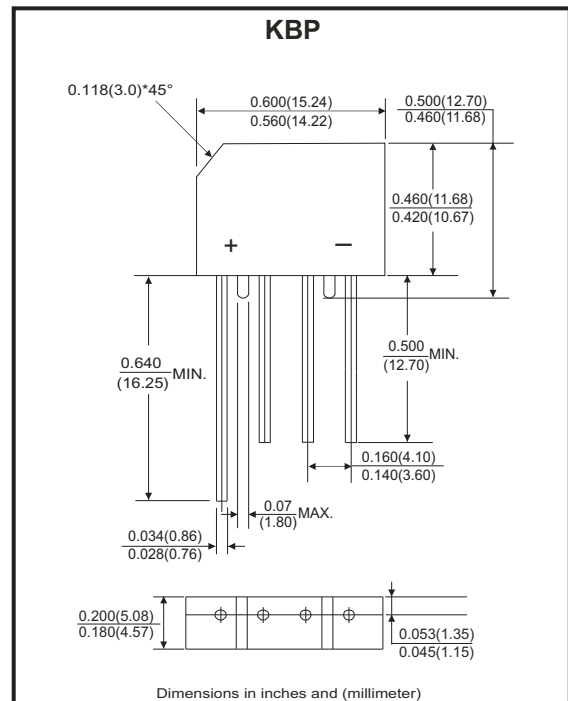
RoHS Device

Features

- Surge overload rating -60 amperes peak.
- Ideal for printed circuit board.
- UL recognized file # E349301

Mechanical Data

- Case: Molded plastic body over passivated junctions.
- Epoxy: UL 94V-0 rate flame retardant.
- Polarity: Polarity symbols marked on case.
- Mounting position: Any



Maximum ratings and electrical characteristics

Rating at 25°C ambient temperature unless otherwise specified.
 Single phase, half wave, 60Hz, resistive or inductive load.
 For capacitive load, derate current by 20%

Parameter	Symbol	KBP 2005G-G	KBP 201G-G	KBP 202G-G	KBP 204G-G	KBP 206G-G	KBP 208G-G	KBP 210G-G	Unit
Maximum Recurrent Peak Reverse Voltage	V_{RRM}	50	100	200	400	600	800	1000	V
Maximum RMS Bridge Input Voltage	V_{RMS}	35	70	140	280	420	560	700	V
Maximum DC Blocking Voltage	V_{DC}	50	100	200	400	600	800	1000	V
Maximum Average Forward Rectified Output Current @ $T_A=50^\circ C$	$I_{(AV)}$	2.0							A
Peak Forward Surge Current, 8.3ms Single Half Sine-Wave Super Imposed On Rated Load	I_{FSM}	60							A
Maximum Forward Voltage Drop Per Bridge Element at 2.0A Peak	V_F	1.1							V
Maximum Reverse Current at Rated DC Blocking Voltage Per Element	I_R	10.0							μA
Maximum Reverse Current at Rated DC Blocking Voltage Per Element @ $T_J=100^\circ C$	I_R	1.0							mA
Operating Temperature Range	T_J	-55 to +150							$^\circ C$
Storage Temperature Range	T_{STG}	-55 to +150							$^\circ C$

Company reserves the right to improve product design, functions and reliability without notice.

REV: C

Rating and Characteristics Curves (KBP2005G-G Thru. KBP210G-G)

Fig.1 - Derating Curve Output Rectified Current

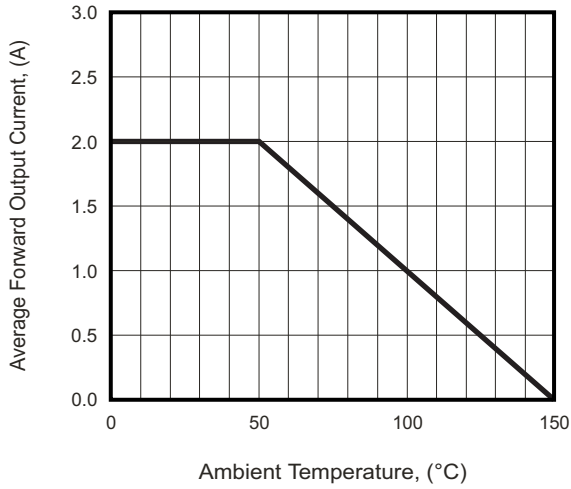


Fig.2 - Max. Forward Surge Current

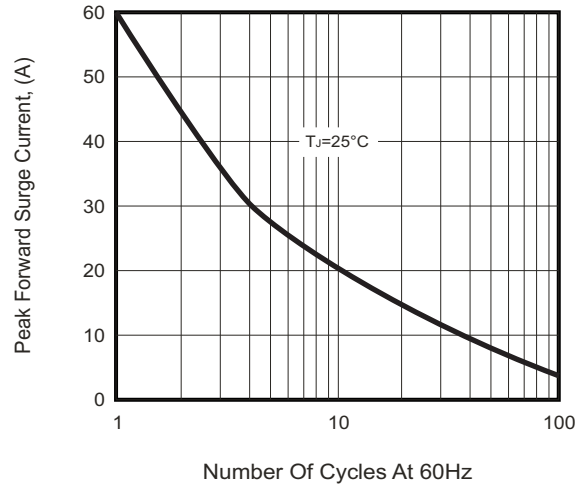


Fig.3 - Typical Forward Characteristics

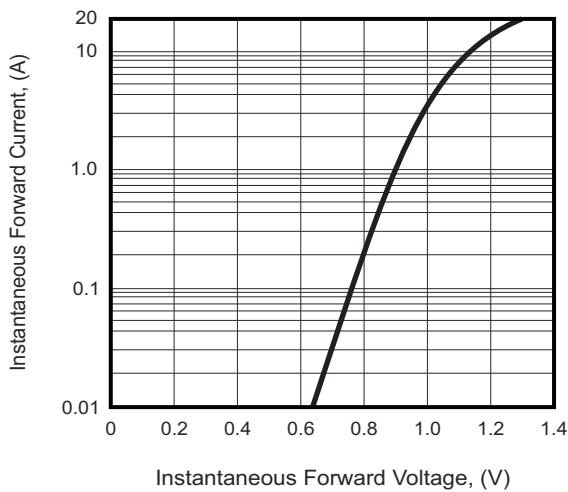
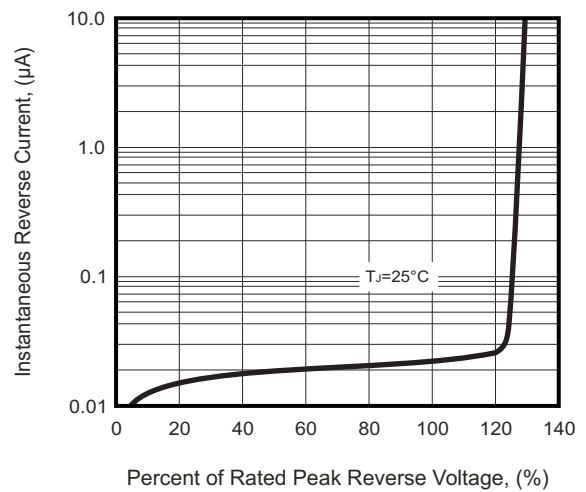
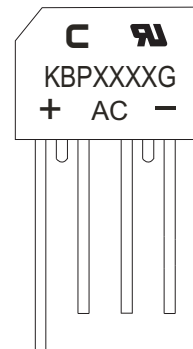


Fig.4 - Typical Reverse Characteristics



Marking Code

Part Number	Marking code
KBP2005G-G	KBP2005G
KBP201G-G	KBP201G
KBP202G-G	KBP202G
KBP204G-G	KBP204G
KBP206G-G	KBP206G
KBP208G-G	KBP208G
KBP210G-G	KBP210G



XXX / XXXX = Product type marking code

C = Compchip Logo

Standard Packaging

Case Type	BULK PACK	
	BOX (pcs)	CARTON (pcs)
KBP	500	5,000

Case Type	TUBE PACK	
	TUBE (pcs)	BOX (pcs)
KBP	30	1,200

X-ON Electronics

Largest Supplier of Electrical and Electronic Components

Click to view similar products for [Bridge Rectifiers](#) category:

Click to view products by [Comchip](#) manufacturer:

Other Similar products are found below :

[MB2510](#) [MB252](#) [MB356G](#) [MB358G](#) [90MT160KPBF](#) [GBJ1504-BP](#) [GBU15J-BP](#) [GBU15K-BP](#) [GBU4A-BP](#) [GBU4D-BP](#) [GBU6B-E3/45](#)
[GSIB680-E3/45](#) [DB101-BP](#) [DF01](#) [DF10SA-E345](#) [KBPC50-10S](#) [RS405GL-BP](#) [G5SBA60-E3/51](#) [GBU10J-BP](#) [GBU6M](#) [GBU8D-BP](#)
[GBU8J-BP](#) [GSIB1520-E3/45](#) [2KBB10](#) [36MB140A](#) [TB102M](#) [MB1510](#) [MB258](#) [MB6M-G](#) [MB86](#) [TL401G](#) [MDA920A2](#) [TU602](#) [TU810](#)
[BR1005-BP](#) [BR101-BP](#) [BR84DTP204](#) [BU2008-E3/51](#) [36MB100A](#) [KBPC10/15/2501WP](#) [KBPC25-02](#) [VS-2KBB60](#) [DF06SA-E345](#)
[DF1510S](#) [VS-40MT160PAPBF](#) [W02M](#) [GBL02-E3/45](#) [GBU4G-BP](#) [GBJ2506-BP](#) [GBU6B-E3/51](#)