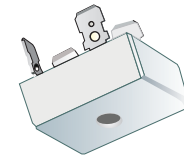


## KBPC10005-G Thru. KBPC5010-G Series

Reverse Voltage: 50 to 1000V

Forward Current: 10/15/25/35/50A

RoHS Device

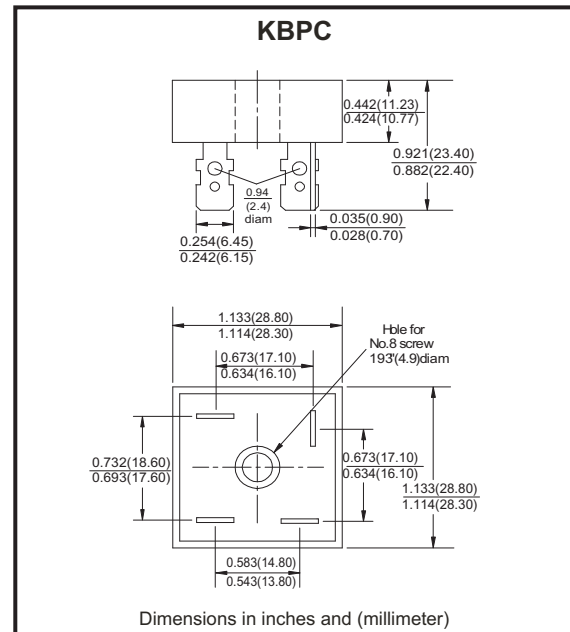


### Features

- Surge overload -240~500 Amperes peak.
- Low forward voltage drop.
- Electrically isolated base -2000 Volts.
- Materials used carries UL recognition.
- UL recognized file # E349301

### Mechanical Data

- Polarity: As marked on Body.
- Mounting position: Any.
- Weight: 28.82 grams (approx.).



### Maximum ratings and electrical characteristics

Rating at 25°C ambient temperature unless otherwise specified.  
Single phase, half wave, 60Hz, resistive or inductive load.  
For capacitive load, derate current by 20%

Parameter	Symbol	KBPC-G	KBPC-G	KBPC-G	KBPC-G	KBPC-G	KBPC-G	KBPC-G	Unit
		10005	1001	1002	1004	1006	1008	1010	
Maximum Recurrent Peak Reverse Voltage	$V_{RRM}$	50	100	200	400	600	800	1000	V
Maximum RMS Bridge Input Voltage	$V_{RMS}$	35	70	140	280	420	560	700	V
Maximum DC Blocking Voltage	$V_{DC}$	50	100	200	400	600	800	1000	V

Parameter	Symbol	KBPC10	KBPC15	KBPC25	KBPC35	KBPC50	Unit
Maximum Average Forward Rectified Output Current @ $T_c=55^\circ\text{C}$	$I_{(AV)}$	10	15	25	35	50	A
Peak Forward Surge Current, 8.3ms Single Half Sine-Wave Super Imposed On Rated Load	$I_{FSM}$	240	300	400	400	500	A
Maximum Forward Voltage Drop Per Element at 5.0/7.5/12.5/17.5/25.0A Peak	$V_F$	1.1					V
Maximum Reverse Current at rate DC Blocking Voltage Per Element @ $T_J=25^\circ\text{C}$	$I_R$	10.0					$\mu\text{A}$
Operating Temperature Range	$T_J$	-55 to +150					$^\circ\text{C}$
Storage Temperature Range	$T_{STG}$	-55 to +150					$^\circ\text{C}$

Company reserves the right to improve product design, functions and reliability without notice.

REV: B

## Rating and Characteristics Curves (KBPC10005-G Thru. KBPC5010-G Series)

Fig.1 - Maximum Forward Surge Current

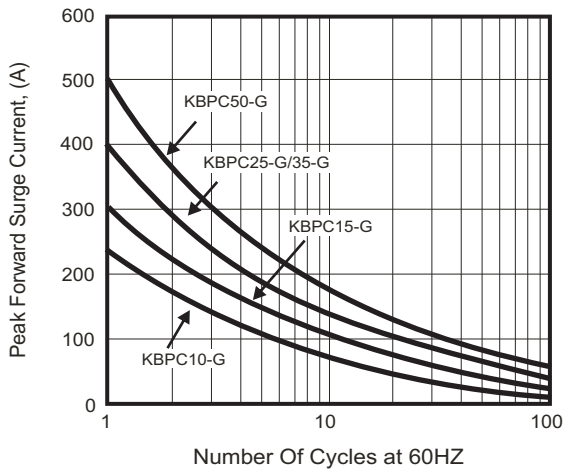


Fig.2 - Derating Curve Output Rectified Current

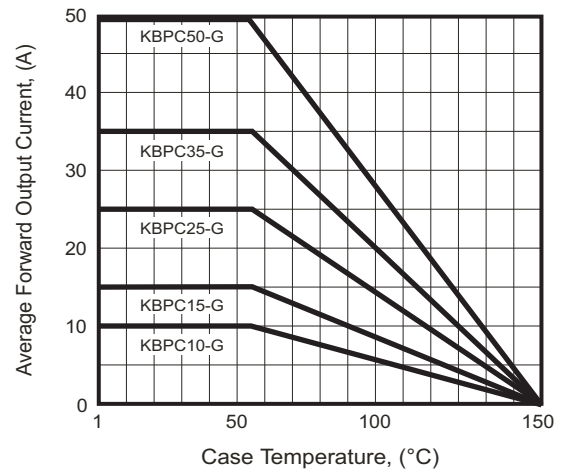


Fig.3 - Typical Forward Characteristics

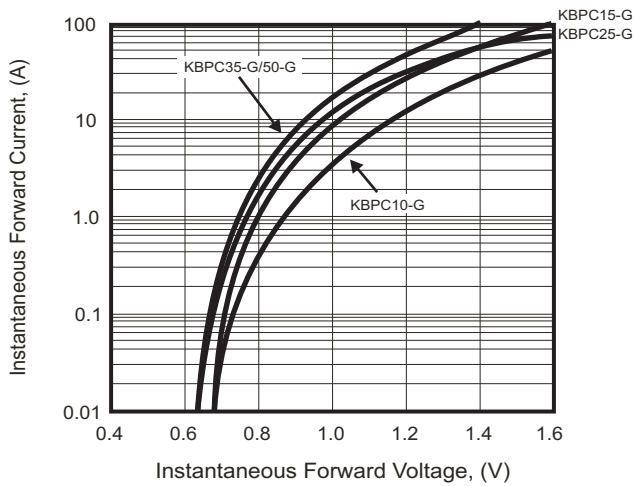
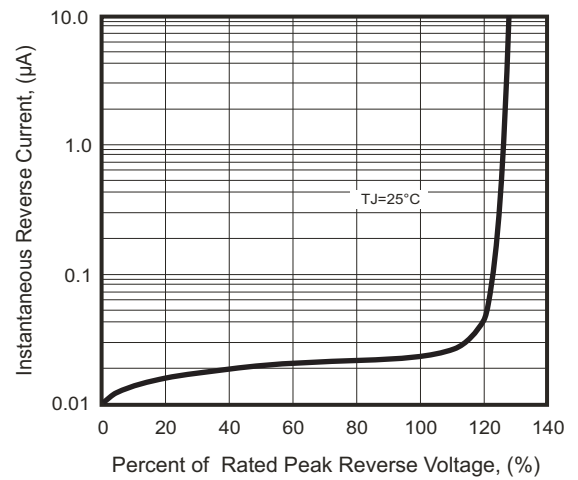
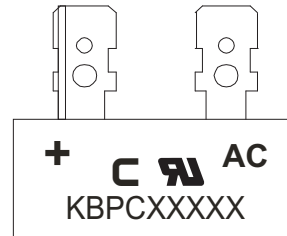


Fig.4 - Typical Forward Characteristics



## Marking Code

Part Number	Marking code
KBPC10005-G	KBPC10005
KBPC15005-G	KBPC15005
KBPC25005-G	KBPC25005
KBPC35005-G	KBPC35005
KBPC50005-G	KBPC50005
KBPC1001-G	KBPC1001
KBPC1501-G	KBPC1501
KBPC2501-G	KBPC2501
KBPC3501-G	KBPC3501
KBPC5001-G	KBPC5001
KBPC1002-G	KBPC1002
KBPC1502-G	KBPC1502
KBPC2502-G	KBPC2502
KBPC3502-G	KBPC3502
KBPC5002-G	KBPC5002
KBPC1004-G	KBPC1004
KBPC1504-G	KBPC1504
KBPC2504-G	KBPC2504
KBPC3504-G	KBPC3504
KBPC5004-G	KBPC5004
KBPC1006-G	KBPC1006
KBPC1506-G	KBPC1506
KBPC2506-G	KBPC2506
KBPC3506-G	KBPC3506
KBPC5006-G	KBPC5006
KBPC1008-G	KBPC1008
KBPC1508-G	KBPC1508
KBPC2508-G	KBPC2508
KBPC3508-G	KBPC3508
KBPC5008-G	KBPC5008
KBPC1010-G	KBPC1010
KBPC1510-G	KBPC1510
KBPC2510-G	KBPC2510
KBPC3510-G	KBPC3510
KBPC5010-G	KBPC5010



**XXXXX / XXXX = Product type marking code**  
**C = Compchip Logo**

## Standard Packaging

Case Type	BULK PACK	
	BOX ( pcs )	CARTON ( pcs )
KBPC	50	500

## X-ON Electronics

Largest Supplier of Electrical and Electronic Components

*Click to view similar products for [Bridge Rectifiers](#) category:*

*Click to view products by [Comchip](#) manufacturer:*

Other Similar products are found below :

[MB2510](#) [MB252](#) [MB356G](#) [MB358G](#) [90MT160KPBF](#) [GBJ1504-BP](#) [GBU15J-BP](#) [GBU15K-BP](#) [GBU4A-BP](#) [GBU4D-BP](#) [GBU6B-E3/45](#)  
[GSIB680-E3/45](#) [DB101-BP](#) [DF01](#) [DF10SA-E345](#) [KBPC50-10S](#) [RS405GL-BP](#) [G5SBA60-E3/51](#) [GBU10J-BP](#) [GBU6M](#) [GBU8D-BP](#)  
[GBU8J-BP](#) [GSIB1520-E3/45](#) [2KBB10](#) [36MB140A](#) [TB102M](#) [MB1510](#) [MB258](#) [MB6M-G](#) [MB86](#) [TL401G](#) [MDA920A2](#) [TU602](#) [TU810](#)  
[BR1005-BP](#) [BR101-BP](#) [BR84DTP204](#) [BU2008-E3/51](#) [36MB100A](#) [KBPC10/15/2501WP](#) [KBPC25-02](#) [VS-2KBB60](#) [DF06SA-E345](#)  
[DF1510S](#) [VS-40MT160PAPBF](#) [W02M](#) [GBL02-E3/45](#) [GBU4G-BP](#) [GBJ2506-BP](#) [GBU6B-E3/51](#)