


## MBR2030CT-G Thru. MBR20150CT-G

Voltage: 30 to 150 V

Current: 20.0 A

RoHS Device

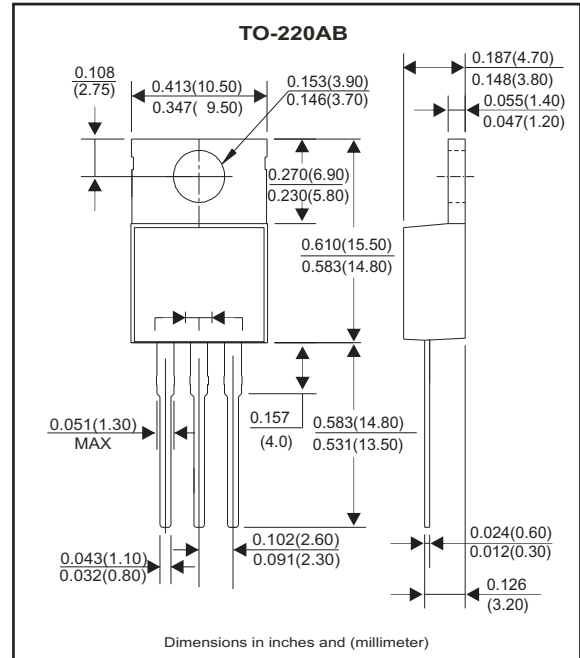


### Features

- Metal of silicon rectifier, majority carrier conduction.
- Guard ring for transient protection.
- Low power loss, high efficiency.
- High current capability, low VF.
- High surge capacity.
- For use in low voltage, high frequency inverters, free wheeling, and polarity protection applications.

### Mechanical Data

- Case: TO-220AB, molded plastic
- Epoxy: UL 94-V0 rate flame retardant.
- Polarity: As marked on the body.
- Mounting position: Any
- Weight: 2.24 grams



### Electrical Characteristics (at TA=25°C unless otherwise noted)

Ratings at 25°C ambient temperature unless otherwise specified.  
 Single phase, half wave, 60Hz, resistive or inductive load.  
 For capacitive load derate current by 20%.

Parameter	Symbol	MBR 2030CT-G	MBR 2040CT-G	MBR 2050CT-G	MBR 2060CT-G	MBR 2080CT-G	MBR 20100CT-G	MBR 20150CT-G	Unit
Maximum Recurrent Peak Reverse Voltage	V <sub>RRM</sub>	30	40	50	60	80	100	150	V
Maximum RMS Voltage	V <sub>RMS</sub>	21	28	35	42	56	70	105	V
Maximum DC Blocking Voltage	V <sub>DC</sub>	30	40	50	60	80	100	150	V
Maximum Average Forward Rectified Current ( See Fig.1 )	I <sub(av)< sub=""></sub(av)<>	20.0							A
Peak Forward Surge Current , 8.3ms Single Half Sine-Wave Super Imposed On Rated Load(JEDEC Method)	I <sub>FSM</sub>	150							A
Peak Forward Voltage (Note 1)	V <sub>F</sub>	IF=10A@ T <sub>J</sub> = 25°C	-	0.80	0.85	0.95			V
		IF=10A@ T <sub>J</sub> =125°C	0.57	0.70	0.75	0.85			
		IF=20A@ T <sub>J</sub> = 25°C	0.84	0.95	0.95	1.05			
		IF=20A@ T <sub>J</sub> =125°C	0.72	0.85	0.85	0.95			
Maximum DC Reverse Current at Rate DC Blocking Voltage	I <sub>R</sub>	@ T <sub>J</sub> = 25°C	0.10	0.10	0.10	0.10		mA	
		@ T <sub>J</sub> = 125°C	15.0	10.0	7.50	5.00			
Typical Junction Capacitance (Note2)	C <sub>J</sub>	400	320					pF	
Typical Thermal Resistance (Note3)	R <sub>θJC</sub>	1.50				3.50			°C/W
Operating Temperature Range	T <sub>J</sub>	-55 to +150							°C
Storage Temperature Range	T <sub>STG</sub>	-55 to +175							°C

NOTES:

1. 300us pulse width, 2% duty cycle.
2. Measured at 1.0MHz and applied reverse voltage of 4.0V DC.
3. Thermal resistance junction to case.

## RATING AND CHARACTERISTIC CURVES (MBR2030CT-G Thru. MBR20150CT-G)

FIG.1- Forward Current Derating Curve

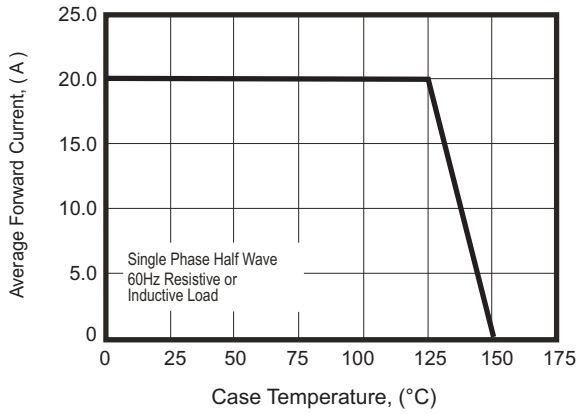


FIG.2- Maximum Non-Repetitive Surge Current

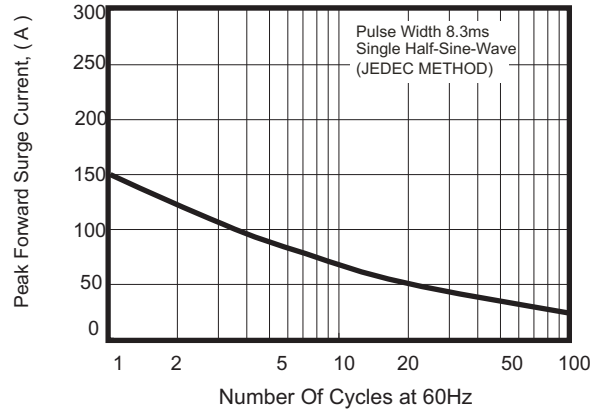


FIG.3- Typical Revers Characteristics

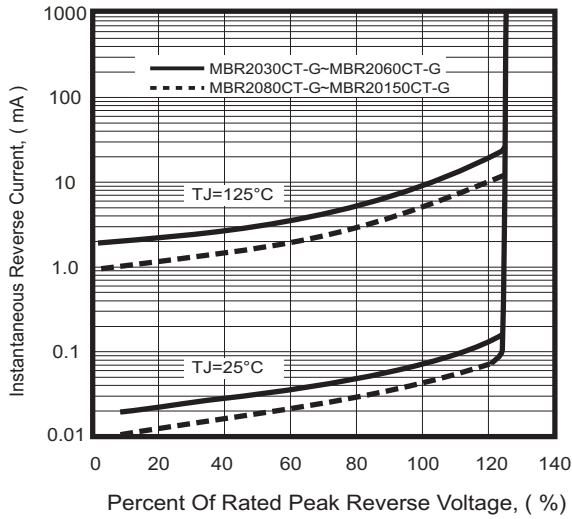


FIG.4- Typical Forward Characteristics

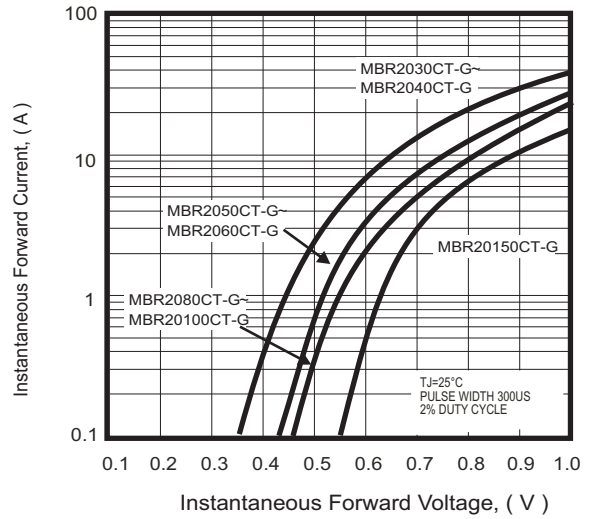
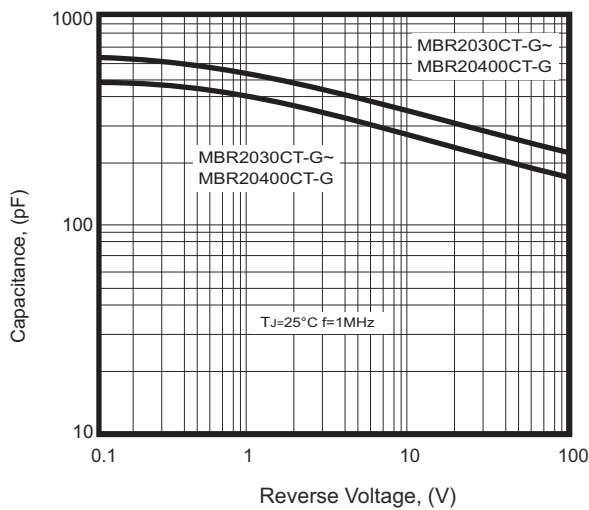
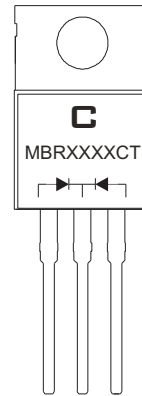


FIG.5- Typical Junction Capacitance



## Marking Code

Part Number	Marking code
MBR2030CT-G	MBR2030CT
MBR2040CT-G	MBR2040CT
MBR2050CT-G	MBR2050CT
MBR2060CT-G	MBR2060CT
MBR2080CT-G	MBR2080CT
MBR20100CT-G	MBR20100CT
MBR20150CT-G	MBR20150CT



XXXX = Product type marking code  
 C = Comchip Logo

## Standard Packaging

Case Type	TUBE PACK	
	TUBE ( pcs )	BOX ( pcs )
TO-220AB	50	8,000

## X-ON Electronics

Largest Supplier of Electrical and Electronic Components

*Click to view similar products for [Schottky Diodes & Rectifiers](#) category:*

*Click to view products by [Comchip](#) manufacturer:*

Other Similar products are found below :

[MA4E2039](#) [D1FH3-5063](#) [MBR10100CT-BP](#) [MBR1545CT](#) [MMBD301M3T5G](#) [RB160M-50TR](#) [RB551V-30](#) [BAS16E6433HTMA1](#) [BAT](#)  
[54-02LRH E6327](#) [NSR05F40QNXT5G](#) [NTE555](#) [JANS1N6640](#) [SB07-03C-TB-H](#) [SB1003M3-TL-W](#) [SK310-T](#) [SK32A-LTP](#) [SK33A-TP](#)  
[SK34B-TP](#) [SS3003CH-TL-E](#) [GA01SHT18](#) [CRS10I30A\(TE85L,QM](#) [MA4E2501L-1290](#) [MBRA140TRPBF](#) [MBRB30H30CT-1G](#) [SB007-](#)  
[03C-TB-E](#) [SK32A-TP](#) [SK33B-TP](#) [SK35A-TP](#) [SK38B-TP](#) [NRVBM120LT1G](#) [NTE505](#) [NTSB30U100CT-1G](#) [SS15E-TP](#) [VS-](#)  
[6CWQ10FNHM3](#) [ACDBA1100LR-HF](#) [ACDBA1200-HF](#) [ACDBA140-HF](#) [ACDBA2100-HF](#) [ACDBA3100-HF](#) [CDBQC0530L-HF](#)  
[CDBQC0240LR-HF](#) [ACDBA340-HF](#) [ACDBA260LR-HF](#) [ACDBA1100-HF](#) [SK310B-TP](#) [MA4E2502L-1246](#) [MA4E2502H-1246](#)  
[NRVBM120ET1G](#) [NSR01L30MXT5G](#) [NTE573](#)