

MENB1040

Universal 40 Watt Series



Medical Switch-Mode Power Supply

3 Year Warranty

- 100-240VAC Universal Input
- Meets EISA2007, CEC Efficiency Level V, EU (EC) No 278/2009 Phase II
- Desktop Style
- Certified to UL/EN60601-1
- 5V to 24V Single Output Models, up to 40W
- Modified and Custom Designs Available
- Regulated Output with Low Ripple
- Impact-Resistant Polycarbonate Enclosure
- No load Power Consumption <0.3W



Specifications

All Specifications are typical at nominal input, full load at 25°C unless otherwise stated.

AC Input	100-240VAC, +/-10%, 47-63 Hz, 1Ø	MTBF	>100,000 hours (calculated)
Input Current	100VAC: 1.1A	Hold-up Time	18 ms min. @ 115Vac, 60 ms @ 230 Vac
Inrush Current	60 A peak, 264 V, cold start	Overload Protection	Hiccup Mode
Input Fuse	3.15A, 250V Internal Primary Current Fuse is provided	Short Circuit Protection	Hiccup Mode
Efficiency	Meets EISA2007, CEC Efficiency Level V, EU (EC) No 278/2009 Phase II	Topology	Switching – Fixed Frequency Flyback
Output Voltage	See chart	Safety Standards	EN/IEC/CSA/UL60601-1
Output Power	See chart	EMC	See chart below
Ripple and Noise	1% pk-pk max., 20MHz BW	Dielectric Withstand	Input-Output: 5,656Vdc Input-GND: 1,500 Vac, Output-GND: 500Vdc
Line & Load Voltage Regulation	Line: +/- 1%, Load: +/-5%	Operating Temperature	0° to 40°C, no derating
Transient Response	500µs max., 50% load step, typical	Storage Temperature	-30 to +85°C
Minimum Load	Not required	Relative Humidity	5% to 95%, non-condensing
Case Material	Black 94V0 Polycarbonate	Altitude	0 to 10,000 ft
Case Dimensions	102 x 60 x 32mm. See outline drawing	Output Cable	#18AWG (UL1185), 1,500mm, 2 conductor
Weight	250g	Output Connector	2.5mm barrel type (Ault #3), center positive (+)

EMC Specifications

Conducted Emissions	EN55011 Class B, FCC Part 15, Class B.
Radiated Emissions	EN55011 Class B, FCC Part 15, Class B.
Line Frequency Harmonics	EN61000-3-2, Class A
Voltage Fluctuations/Flicker	EN61000-3-3
Static Discharge Immunity	EN61000-4-2, 6kV Contact Discharge, 8kV air discharge
Radiated RF Immunity	EN61000-4-3, 3V/m.
EFT/Burst Immunity	EN61000-4-4, 2kV/5kHz.
Line Surge Immunity	EN61000-4-5, 1kV differential, 2kV common-mode
Conducted RF Immunity	EN61000-4-6, 3Vrms
Power Frequency Magnetic Field Immunity	EN61000-4-8, 3A/m
Voltage Dip Immunity	EN61000-4-11, Criteria A

MENB1040

Universal 40 Watt Series



Medical Switch Mode Power Supply

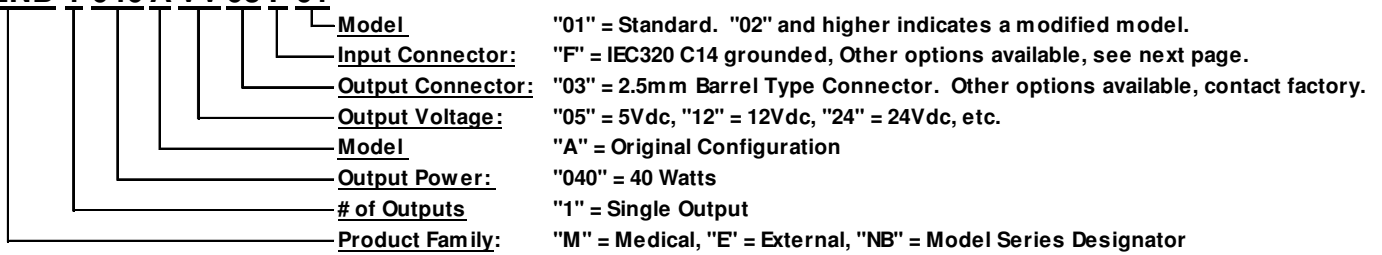
3 Year Warranty

Model Number	Volts (V)	Output Current (max)	Max Watts	Ripple (Vp-p max)
MENB1040A0503F01	5 V	5.00 A	25.0 W	50mV
MENB1040A0903F01	9 V	4.00 A	36.0 W	90mV
MENB1040A1203F01	12 V	3.40 A	40.8 W	120mV
MENB1040A1503F01	15 V	2.76 A	40.5 W	150mV
MENB1040A1803F01	18 V	2.20 A	39.6 W	180mV
MENB1040A2403F01	24 V	1.70 A	40.8 W	240mV

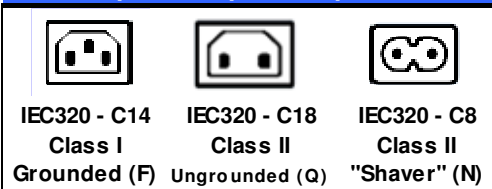
Notes: Part numbers above include #3 output connector and IEC320 C14 grounded input receptacle. See below for other options.

Model Number Key

MENB 1 040 A VV 03 F 01

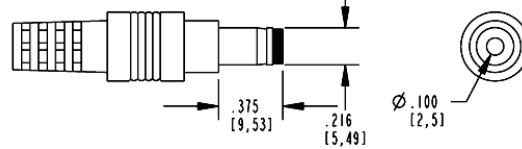


Input Receptacle Options

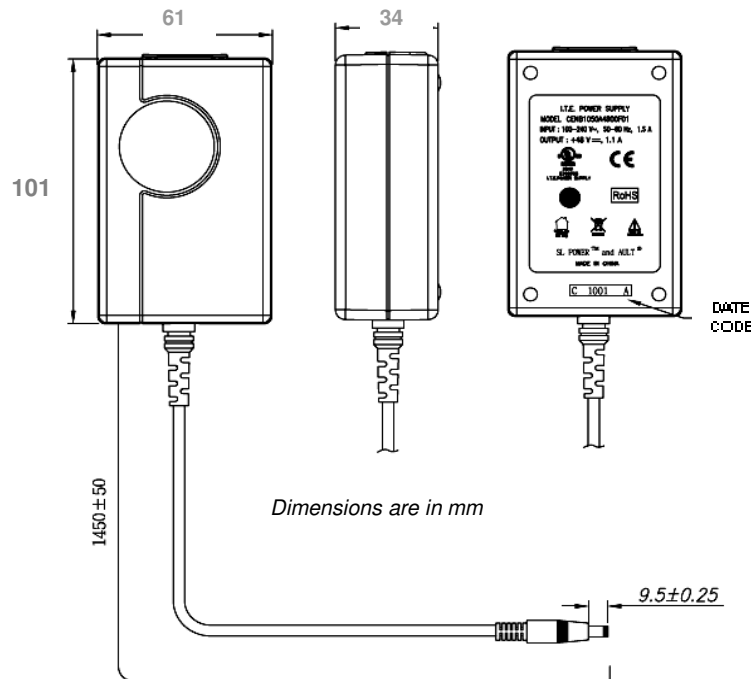


3

Output Connector



Outline Drawing



Data Sheet © 2010 SL Power Electronics Corp. The information and specifications contained herein are believed to be correct at the time of publication. Rev. 12-22-2010
 However, SL Power accepts no responsibility for consequences arising from reproduction errors or inaccuracies. Specifications are subject to change without notice.

X-ON Electronics

Largest Supplier of Electrical and Electronic Components

Click to view similar products for [Desktop AC Adapters](#) category:

Click to view products by [Condor](#) manufacturer:

Other Similar products are found below :

[YS50-1903150](#) [ADP-40KD BBBM](#) [DTA27-3X-W-5](#) [212A2136](#) [ADP485-01](#) [SWA-1202](#) [SWA-1501](#) [212A2220](#) [212A2220-02](#) [212A2220-04](#)
[FWE030015A-10A](#) [TRH100A135-02E12-Level-VI](#) [TRH100A180-11E13-Level-VI](#) [TRH100A240-01E13-Level-VI](#) [TRH100A280-01E13-](#)
[Level-VI](#) [TRH100A280-11E13-Level-VI](#) [TRH50A120-02E01-Level-VI](#) [TRH50A120-12E01-Level-VI](#) [TRH50A120-40E01-Level-VI](#)
[TRH50A150-12E12-Level-VI](#) [TRH50A180-11E03-Level-VI](#) [TRH50A240-02E03-Level-VI](#) [TRH70A120-11E01-Level-VI](#) [TRH70A150-](#)
[12E02-Level-VI](#) [TRH70A240-11E03-Level-VI](#) [416FG41017](#) [DTA27-0512FWX-W3](#) [TRH100A120-02E12-Level-VI](#) [TRH100A150-11E12-](#)
[Level-VI](#) [TRH100A180-02E13-Level-VI](#) [TRH100A240-02E13-Level-VI](#) [TRH100A240-36E13-Level-VI](#) [TRH100A280-12E13-Level-VI](#)
[TRH100A480-11E13-Level-VI](#) [TRH100A480-12E13-Level-VI](#) [TRH50A120-11E01-Level-VI](#) [TRH50A120-49E01-Level-VI](#) [TRH50A150-](#)
[11E02-Level-VI](#) [TRH50A150-12E02-Level-VI](#) [TRH70A120-01E01-Level-VI](#) [TRH70A480-02E03-Level-VI](#) [KR8-PS01](#) [1894875](#)
[FWE030012A-10A](#) [FWE050024B-10A](#) [820A4080G](#) [825A0052-03](#) [825A0057-03](#) [SWA-1704W](#) [AD5012N2LM-\(401\)](#)