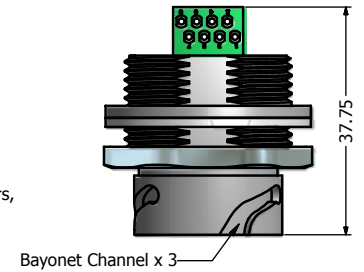
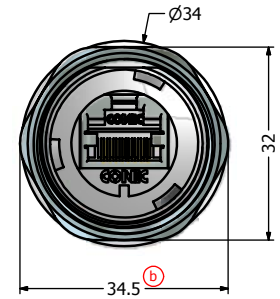
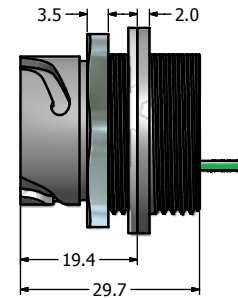
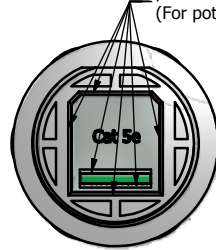


Shielded Cat.5e RJ45 PCB Jack accepts both Solid and Stranded AWG 24 to 26 Wires



Sealed with Sealing Compound, provides IP67 even when uncovered (For potted version only)



**Notes:**

- Electrical Specifications:
  - Meets EIA/TIA-568-B.2 Cat.5e Specification
  - Contact Resistance: 20mOhm max.
  - Insulation Resistance: 500MOhm min. @ 100 VDC
  - Current Rating: 1.2A max. at 25°C
  - Working Voltage: 100 VDC
  - DWV: 1000 VDC/60s Contact to Contact, 1500 VDC/60s Contact to Metal Shell
  - Operating Temperature: -40°C to +85°C

- Material and Finish:
  - Receptacle Housing: Polyester (Color: See Part Number Table); UL94 V-0
  - Cover Coupling Ring: Polyester (Black); UL94 V-0
  - Panel Nut: Brass, Finish: Nickel Plated
  - Panel Gasket: Silicon, Color: White
  - Cover Gasket: Silicon, Color: White
  - Tether: Polycarbonate, Color: Black
  - Cat.5e RJ45 PCB Jack Metal Shell: Copper Alloy, Nickel Plated
  - Cat.5e RJ45 PCB Jack Plastic Housing: Glass filled PBT UL94 V-0, Color: Black
  - Cat.5e RJ45 PCB Jack Contacts: Phosphor Bronze, Finish: 50u" Gold min. over Nickel

- Connector can be front or rear mounted to a maximum panel thickness of 3.2mm.
- IP67 rated when covered or fully mated with the appropriate mating connector
- RoHS compliant

Directive 2002/95/EC RoHS Compliant

Description	Potted Colored Plastic Receptacle Housing with Shielded Cat.5e RJ45 PCB Jack + Black Cover					
Plastic Receptacle Housing Color	Black	Blue	Green	Yellow	Red	White
Part Number	17-10039	17-102814	17-102824	17-102834	17-102844	17-102854

THIS DRAWING MAY NOT BE COPIED, OR REPRODUCED IN ANY WAY AND MAY NOT BE PASSED ON TO A THIRD PARTY WITHOUT WRITTEN PERMISSION. OWNERSHIP AND COPYRIGHT OF CONEC CORPORATION. <b>DOT NOT ALTER CAD DRAWING BY HAND</b>	Customer:		Tolerance Unless otherwise specified			Scale: 1:2:1	Dim. in mm	
	Name	Title	Approval Date	2011		Date	Name	Material: See Notes
				0	PLC	±0.50	Potted Receptacle & Cover Kit Colored Plastic Receptacle Housing with Shielded Cat. 5e RJ45 PCB Jack	Drawing No.: 17K1A199 Part No.: SEE PART NUMBER TABLE
				1	PLC	±0.38		
			2	PLC	±0.25			
			3	PLC	±0.10			
			ANGLES		±.3			
				Norm				
				D-old				
b		Mar/08/2011	Vincent ke					
a	original							
Rev.	Changes	Date	Name					



DIN A3 Sheet 1/1

## X-ON Electronics

Largest Supplier of Electrical and Electronic Components

*Click to view similar products for [Modular Connectors](#) / [Ethernet Connectors](#) category:*

*Click to view products by [CONEC](#) manufacturer:*

Other Similar products are found below :

[8949-H88/06BLKA/SN](#) [74441-0010/BKN](#) [MP1010RX-1000](#) [MP44RX-1000](#) [PHJ-4P4C-1-V-4](#) [PHP-6P6C-5](#) [GAX-3-66](#) [GAX-8-62](#) [GDCX-PA-66-50](#) [GDCX-PN-64](#) [GDCX-PN-66](#) [GDCX-PN-66-50](#) [GDLX-A-66](#) [GDLX-N-66](#) [GDLX-S-66](#) [GDLX-S-88K](#) [GDLX-SMT-S-88](#) [GDTX-S-88-50](#) [GDX-PA-1010](#) [GLX-N-1010M-BLK](#) [GLX-S-88M-BLK](#) [GMX-N-1010](#) [GMX-S-1010](#) [GMX-S-66](#) [GMX-SMT4-N-88](#) [GPX-2-64](#) [GSGX-N-2-88](#) [GSGX-N-4-88](#) [GSX-NS2-88-3.05](#) [GSX-NS2-88-3.05-50](#) [GSX-NS-88-3.05-50](#) [PT-108A-8C-UL](#) [PT-J951-8C](#) [PTS-J531-8CS-50UL](#) [1-1775629-2](#) [A-2014-0-4](#) [GWLX-S-88-GR](#) [GWLX-S9-88-YG](#) [DC-1021-8-WH-6](#) [1300530003](#) [1324640-4](#) [RJ11FTVC2G](#) [RJ11FTVC2N](#) [RJFTVX2SA1G](#) [132764-001](#) [1413235](#) [MP88X-1000](#) [MPS88RX-5000](#) [E5288-S000K3-L](#) [E5908-15A242-L](#)